




Recreation & Parks

FY26 BUDGET REVIEW
Director Roslyn Johnson



FY25 HIGHLIGHTS – Major Trends and Events



The Capital

April 19 at 5:15 PM · 🌐

Easter Egg Hunt at Pip Moyer Recreation Center, Saturday, billed as the **BEST Easter Egg Hunt in Annapolis!** This year, featured have 10,000 eggs along with face painting, cotton candy, popcorn, live music and more! <https://bit.ly/42FcFOa>



CAPITALGAZETTE.COM

Easter Egg Hunt | PHOTOS

Easter Egg Hunt at Pip Moyer Recreation Center, Saturday, billed as the BEST Easter Egg Hunt i...



YOUTH EASTER EGG HUNT

FUN FACT: WE HAD 12,000 EGGS



FY25 HIGHLIGHTS – Major Trends and Events



FRONT DESK SUPERHEROES

FY25 HIGHLIGHTS – Major Trends and Events



FY25 HIGHLIGHTS – Major Trends and Events




GENDER NEUTRAL RESTROOMS

FY25 HIGHLIGHTS – Major Trends and Events




FY25 HIGHLIGHTS – Major Trends and Events





FY25 HIGHLIGHTS – Major Trends and Events



FY25 HIGHLIGHTS – Major Trends and Events



NEW-TO-US BUS JUST IN TIME FOR SUMMER CAMP




FY25 HIGHLIGHTS – Major Trends and Events



NEW CONCRETE SKATEPARK AT TRUXTUN PARK



FY25 HIGHLIGHTS – Major Trends and Events



FY25 HIGHLIGHTS – Major Trends and Events





FY25 HIGHLIGHTS – Major Trends and Events



HOUSING AUTHORITY CITY OF ANNAPOLIS (HACA) POOL OPENED AND OPERATED BY RECREATION & PARKS


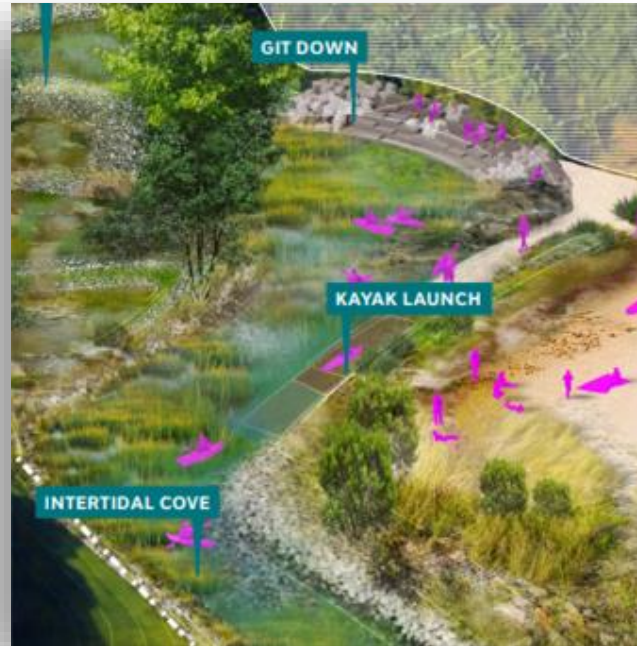
FY25 HIGHLIGHTS – Major Trends and Events



Looking Ahead to FY26: Expected Trends and Events



Looking Ahead to FY26: Expected Trends and Events





Looking Ahead to FY26: Expected Trends and Events



NEW E-SPORTS ARENA FOR STANTON COMMUNITY CENTER

Looking Ahead to FY26: Expected Trends and Events



GATEWAY PARK



PERFORMANCE

Notes regarding current performance:

How FY26 budget changes will affect performance:

Question(s) we are trying to answer:

Performance Measure	Benchmark	FY25 YTD Actual
National Community Survey: Percent of respondents selecting “good” or “excellent” when rating “Overall quality of parks and recreation opportunities”		98%
National Community Survey: Percent of respondents selecting “good” or “excellent” when rating “Quality of city parks”		98%
Satisfaction with programming: Percent of respondents that rate their experience as “good” or “excellent”		98%
Parks and recreation class/program/facility registrants per 1000		190

DO OVER



Other context to be aware of

- Staff are attending more training sessions and it's paying off
- Due to the new federal administration, cost of goods and services are expected to increase
- New parks and upgraded facilities will be coming online in the upcoming year
- New programs will be introduced at the Stanton Community Center
- As the economy changes, we anticipate more users in our parks and programs



THANK YOU

