



**Proposed**

**Capital Budget (FY2022)**  
**&**  
**Capital Improvement Program**  
**(FY2023 – FY2027)**



**CITY OF ANNAPOLIS**

**FY2022 – FY2027 CAPITAL BUDGET AND CAPITAL IMPROVEMENT PROGRAM**

**TABLE OF CONTENTS**

|   | <b>Page</b> |
|---|-------------|
| <b>Purpose and City Code Requirements</b> .....   | 1           |
| <b>Funds Overview</b> .....   | 2           |
| <b>Capital Budget and CIP Development Process</b> .....                                     | 3           |
| <b>Acknowledgments</b> .....  | 7           |
| <b>FY2022 – FY2027 Capital Budget and Capital Improvement Program Project Summary</b> ..... | 8           |
| <b>FY2022 – FY2027 Capital Budget and Capital Improvement Program Funding Summary</b> ..... | 10          |
| <b>General Fund Projects</b>  |             |
| Barbud Lane.....  | 13          |
| Burtis House.....   | 14          |
| Cedar Park Sidewalks.....   | 15          |
| City Dock Bulkhead.....   | 16          |
| City Facility Improvements.....   | 17          |
| City Facility Security Upgrades.....  | 18          |
| City Harbor Flood Mitigation.....   | 19          |
| City Playgrounds and Parks.....   | 20          |
| CRAB Boating Facility.....  | 21          |
| Eastport Satellite Police and Community Center.....   | 22          |
| Fitness Equipment Replacement.....  | 23          |
| Forest Drive Fire Station Renovations.....  | 24          |
| General Roadways.....   | 25          |
| General Sidewalks.....  | 26          |
| Hawkins Cove.....   | 27          |
| Hiker/Biker Path – Rte. 450 to Navy Memorial Stadium.....                                   | 28          |
| Main Street Rebricking.....   | 29          |
| Maintenance Facilities.....   | 30          |
| Maynard Burgess House.....  | 31          |
| Robert Eades Park.....  | 32          |
| Russell Street.....   | 33          |
| S. Southwood Sidewalk and Stormwater Management.....  | 34          |
| Standard Specifications and Construction Details.....                                       | 35          |

**TABLE OF CONTENTS -continued**

|  | <b>Page</b> |
|--|-------------|
| Traffic Signal Rehabilitation.....                         | 36          |
| Trail Connections.....                                     | 37          |
| Truxtun Heights Storm Drainage Improvements.....           | 38          |
| Truxtun Park Swimming Pool.....                            | 39          |
| Truxtun Park Tennis Courts and Fence.....                  | 40          |
| Tucker Street Boat Ramp.....                               | 41          |
| Upgrade City Coordinate System.....                        | 42          |
| Waterway Improvement Project – 6 <sup>th</sup> Street..... | 43          |
| Waterway Improvement Project – Cheston Ave.....            | 44          |
| Waterway Improvement Project – 4 City Street Ends.....     | 45          |
| Weems-Whelan Field.....                                    | 46          |
| <b>Off Street Parking Fund Projects</b>                    |             |
| Multispace Parking Meter Kiosks.....                       | 47          |
| Parking Access Control Management System.....              | 48          |
| Wayfinding Signage.....                                    | 49          |
| <b>Refuse Fund Projects</b>                                |             |
| Landfill Gas Mitigation.....                               | 50          |
| <b>Sewer Fund Projects</b>                                 |             |
| Organics Resource Recovery Facility.....                   | 51          |
| Sewer Rehabilitation.....                                  | 52          |
| <b>Water Fund Projects</b>                                 |             |
| Water Distribution Rehabilitation.....                     | 53          |
| Water Tank Rehabilitation.....                             | 54          |
| Water Treatment Plant.....                                 | 55          |
| <b>Watershed Restoration Fund Projects</b>                 |             |
| Stormwater Management Retrofit Projects.....               | 56          |
| Stormwater MS4 Permit Compliance.....                      | 57          |

## **PURPOSE**

Capital infrastructure is the cornerstone to providing core City services, and procuring, constructing, and maintaining capital assets are critical municipal activities. Capital assets comprise facilities, infrastructure, equipment, and networks that enable or improve the delivery of public sector services. Examples of capital assets include streets and public rights-of-way; supporting road infrastructure, such as sidewalks and lighting; stormwater and drainage systems; water and sewer systems; public buildings; recreation facilities and parks; public safety facilities; certain types of rolling stock and vehicles; computer technology, and information technology systems and infrastructure.

The City meets its current and long-term needs with a sound long-term capital plan that identifies capital and major equipment needs, maintenance requirements, funding options, and operating budget impacts. Recognizing that budgetary pressures make capital program investments difficult, it is imperative that the City's capital budget and capital improvement program ensure the continuing investment necessary to avoid functional obsolescence and preclude the negative impact of deferring capital investments.

The City considers all forms of public financing for its capital budget and capital improvement program, including pay-as-you-go funding, general obligation bonds, revenue bonds, capital leases, grants, and public-private partnership investments.

Other capital planning objectives include:

- Ensuring a relationship between the City's planning processes and its capital plan;
- Compliance with arbitrage regulations and bond covenants;
- Compliance with federal, state, and local laws, including debt capacity limits, procurement, and financial reporting requirements;
- The alignment of external and internal stakeholder information needs, such as project engineers, contractors, finance staff, executive management, elected officials, and constituents; and
- Meeting the business needs of key participants, including timing, cost activity, and project scope.

The quality and continued use of existing and new capital assets are essential to the health, safety, economic development, and quality of life for the citizens of Annapolis. A vibrant local economy is integral to the community's vitality and the financial health of surrounding regional jurisdictions. Regional economic development may require the financial participation of the City. For these reasons, capital planning is an important component of fiscal planning and vital to the local economy.

## **CITY CODE REQUIREMENTS**

Pursuant to Section 6.16.030 of the City Code, the Mayor is required to submit a capital budget and capital improvement program (CIP) to the City Council and the Planning Commission at the first City Council meeting in April of each year. The capital budget appropriates funds for the ensuing fiscal year, and the CIP programs funds for the five years subsequent to the ensuing fiscal year. No obligations of the City may be authorized for any capital project not included in the capital budget. The Finance Committee is required to review the capital budget and CIP and make recommendations to the City Council by the second Monday in May of each year. Additionally, the capital budget and CIP are referred to the Financial Advisory Commission to provide its recommendations to the City Council.

The Planning Commission is required to review the proposed capital budget and submit its recommendations to the City Council no later than the second Monday in May. Pursuant to the Land Use Article of the Code of Maryland, Section 3-205, the purpose of the Planning Commission's review is to ensure the proposed projects are consistent with the City's comprehensive plan. Prior to making its recommendation to the City Council,

the Planning Commission is required to hold a public meeting on the proposed capital budget and CIP during which the Commission may accept evidence and testimony as it determines relevant.

The City Council is required to adopt the capital budget and CIP no later than June 30 of each year.

## **FUNDS OVERVIEW**

The capital projects presented in the capital budget and CIP are grouped by the funds that support them – the General Fund and the Sewer, Water, Off Street Parking, Watershed Restoration, and Refuse enterprise funds. There currently are no capital projects budgeted or programmed for the Transportation enterprise fund.

### ***General Fund***

Capital projects supported by the General Fund generally fall into the following categories:

- City buildings and facilities;
- Information technology systems and infrastructure;
- Roadways, sidewalks, and infrastructure assets located in the public right-of-way;
- Recreation facilities and parks; and
- Special projects addressing economic development, revitalization, and redevelopment.

### ***Sewer Fund***

The Sewer Fund is an enterprise fund whose primary sources of revenue are user charges levied on sewer system customers and capital facilities assessments. The Sewer Fund supports capital projects related to wastewater collection and treatment.

The fund also supports a Water Reclamation Facility and a Wastewater Collection division. The Water Reclamation Facility is owned jointly with Anne Arundel County, Maryland. The Wastewater Collection division is responsible for operating, maintaining, and repairing the City's 123-mile sewage conveyance system, including 25 pumping stations.

Planning documents pertaining to sewer infrastructure include:

- Water & Sewer System Evaluation - Comprehensive Analysis Plan (2019)
- Water & Sewer System Evaluation - Final 10-Year Plan (2019)
- Anne Arundel County Master Plan for Water Supply & Sewerage Systems (2017)

### ***Water Fund***

The Water Fund is an enterprise fund whose primary sources of revenue are user charges levied on water customers and capital facilities assessments. The Water Fund supports capital projects related to the water distribution system and water treatment plant.

The fund also supports the Water Plant and the Water Distribution operating divisions. The Water Plant division is responsible for the production, treatment, testing, storage, and initial distribution of all potable water for customers of the City. The Water Distribution division is responsible for meter reading and operating, maintaining, and repairing the City's 137-mile water distribution system, including service lines, water meters, and fire hydrants.

Planning documents pertaining to water infrastructure include:

- Annual Water Quality Report
- Water Supply Capacity Management Plan (2017)
- Anne Arundel County Master Plan for Water Supply & Sewerage Systems (2017)
- Water & Sewer System Evaluation- Comprehensive Analysis Plan (2019)
- Water & Sewer System Evaluation- Final 10-Year Plan (2019)

### ***Off Street Parking Fund***

The Off Street Parking Fund is an enterprise fund whose primary source of revenue is parking fees generated by the use of the City's parking garages and off street parking lots. The fund supports operations and capital projects related to those parking facilities.

### ***Watershed Restoration Fund***

The Watershed Restoration Fund is an enterprise fund whose primary source of revenue is a fee imposed on all property owners in the City. The fund supports the operations and capital projects related to public stormwater management systems, watershed implementation plans, stream and wetland restoration activities, and compliance with the City's National Pollutant Discharge Elimination System Municipal Separate Storm Sewer (NPDES/MS4) and total maximum daily load (TMDL) requirements and goals.

### ***Refuse Fund***

The Refuse Fund is an enterprise fund whose primary source of revenue is a residential collection fee for curbside refuse, recycling, and yard waste collection. The fund supports operations and capital projects related to the collection of refuse, recycling, and yard waste.

## **CAPITAL BUDGET AND CIP DEVELOPMENT PROCESS**

The process used by the Mayor to develop the proposed capital budget and capital improvement program is described below. For the purposes of this document, "capital asset" means an asset that has a gross purchase price of \$50,000 or more with a useful life of five or more years.

### ***Capital Project Requests***

The City Manager, Director of Public Works, or Director of Finance shall seek input from the City Council on their capital project priorities and requests. This may be done formally in a work session or City Council meeting or informally. Departments submit capital budget requests to the City Manager and Finance Director.

Capital budget requests submitted by members of the City Council and departments include the project description, scope, timing, operating budget impact, and any legal or regulatory requirement for the proposed project.

### ***Mayor's Proposed Capital Budget and Capital Improvement Program***

The Mayor makes the final decisions on the proposed capital budget and capital improvement program and submits it to the City Council, the Planning Commission, and the Financial Advisory Commission pursuant to Section 6.16.030. The capital budget and capital improvement program categorizes projects as follows:

- Buildings and facilities
- Information technology systems and infrastructure
- Roads, sidewalks, and assets located in the public right-of-way
- Parks, recreation facilities, and open space
- Stormwater and watershed restoration projects
- Harbor and maritime infrastructure
- Parking facilities
- Refuse projects
- Water projects
- Sewer projects
- Transportation projects
- Rolling Stock and vehicles

### ***The Role of the Comprehensive Plan, Strategic Plan, and Master Plans that Affect Capital Projects Planning***

The City recognizes the Comprehensive Plan, Strategic Plan, and master plans are key components of the City's long-term capital planning. These plans forecast the outlook for the City and underscore the alignment between demand generators, capital improvement programs, and funding policies. Accordingly, such plans should be supported by realistic planning documents, solid financial policies targeted for the implementation of stated goals, and trends on the City's accomplishments and progress toward these goals.

In its Comprehensive Plan, the City establishes long-range strategies focused on community development and sustainability. As a blueprint for the future, and in accordance with Article 66B of the Annotated Code of Maryland, this plan identifies economic, land use, and transportation policies, and includes policies guiding infrastructure, housing, sensitive environmental resources, and community facilities. Regular updates to this plan determine development and infrastructure needs as local conditions change.

The City's Comprehensive Plan is the foundation for:

- The development of physical plans for sub-areas of the jurisdiction.
- The study of subdivision regulations, zoning standards, and maps.
- The location and design of thoroughfares and other major transportation facilities.
- The identification of areas in need of utility development or extensions.
- The acquisition and development of community facility sites.
- The acquisition and protection of open space.
- The identification of economic development areas.
- The incorporation of environmental conservation and green technologies.
- The evaluation of short-range plans (zoning requests, subdivision review, site plan analysis) and day-to-day decisions regarding long-range jurisdictional benefit and the alignment of local jurisdictional plans with regional plans.
- The development of a capital budget and capital improvement program.

The Comprehensive Plan also adopts strategic goals that are referenced in the evaluation of capital projects and incorporated into this policy. When the Comprehensive Plan is updated, the update will formulate new strategic goals. The Strategic Goals per the 2009 Comprehensive Plan are as follows:

- Economic Development: Improve the city's property tax base by investing in projects that will spur new private investment to redevelop vacant and/or underutilized properties.
- Buildings and Facilities: Shrink the City's carbon footprint and become a community of green buildings to combat climate change.
- Roads: Specific and targeted improvements to the local street system should be made with priority to those that improve crosstown circulation, route continuity for public transit, and intersection capacities.
- Roads: Street improvements should be made to support the implementation of the Opportunity Areas.
- Roads: The City will invest in systemwide improvements to convert main streets and avenues into "complete streets" - that is, streets that serve the full needs of the community.
- Recreation/Parks: Enhance existing parks and facilities with the objective of supporting structured and informal recreation, protecting the natural environment, and encouraging human health and fitness.
- Recreation and Parks: Expansion of the parks system should be undertaken selectively and strategically, with the objective of taking advantage of rare opportunities, providing parks and recreation services to underserved areas, allowing public access to the waterfront, and furthering environmental goals.
- Trails: Complete the network of pedestrian and bicycle pathways.
- Transportation: Pursue the creation of a regional transit system serving the needs of Annapolis commuters, residents, and visitors.
- Buildings and Facilities and Roads: Protect and enhance Annapolis' rich cultural history and wealth of historic resources.
- Stormwater: Reduce the polluting effects of stormwater runoff into the Chesapeake Bay and its tributaries.
- Water: Protect and conserve the existing water supply and distribution systems by modernizing the existing treatment, storage and distribution system.
- Sewer: Enhance the wastewater collection and treatment systems by modernizing the existing collection system

The City Strategic Plan, completed in 2012, identified three primary issues. The issues and associated goals to be considered when assessing capital projects are:

- Issue 1: The need to match service delivery to resource constraints.
  - Goal 1: Optimize operating capital.
  - Goal 2: Give funding priority to core services.
  - Goal 3: Increase efficiency of operations, processes, and services.
- Issue 2: The need to diversify input to the City Council.
  - Goal 1: Improve City Council meetings to facilitate and encourage resident input from different perspectives.
  - Goal 2: Offer additional forums for residents to provide input to Council.
  - Goal 3: Improve and expand Council communication and interaction with residents.
- Issue 3: The need to promote housing and employment opportunities for lower and middle-income levels.



Master Plans may be developed to inventory and assess types of physical infrastructure, identify deficiencies, and prioritize needed investments. Functional areas include:

- City facilities
- Parks, recreation, and open space
- Transportation, including bicycle and pedestrian facilities
- Water and sewer Infrastructure
- Information technology systems and technology infrastructure

## ACKNOWLEDGMENTS

This document could not have been prepared without the cooperation, support, and leadership of the Mayor, the City Council, the Finance Committee, and the Department Directors. The purpose of preparing a capital budget is to put forth the capital plan of the City and to show citizens the costs of capital improvements. Department Directors and City management staff spent many hours developing capital projects that would benefit the City of Annapolis. The individuals listed below played an integral part in the preparation of this document.

David Jarrell, P.E., City Manager  
Lyn Farrow, Assistant City Manager  
Jodee Dickinson, CPA, Finance Director  
Michael Johnson, P.E., Director of Public Works  
Sally Nash, AICP Ph.D., Director of Planning and Zoning  
Marcia Patrick, P.E., Assistant Director of Public Works  
Katie Connolly, Senior Accountant

**FY2022 - FY2027 CAPITAL BUDGET AND IMPROVEMENT PROGRAM PROJECT SUMMARY**

| GENERAL FUND            |   | Prior Approved Appropriations | FY2022 Capital Budget | Capital Improvement Program |           |           |           |           | Total Project Cost |
|-------------------------|---|-------------------------------|-----------------------|-----------------------------|-----------|-----------|-----------|-----------|--------------------|
| Project #               | Project   |                               |                       | FY2023                      | FY2024    | FY2025    | FY2026    | FY2027    |                    |
| 40014                   | Barbud Lane   | 1,147,200                     | 346,500               | -                           | -         | -         | -         | -         | 1,493,700          |
| 40020                   | Burtis House  | 262,500                       | (262,500)             | 1,365,000                   | -         | -         | -         | -         | 1,365,000          |
| 40022                   | Cedar Park Sidewalks  | 306,350                       | (233,400)             | 308,000                     | -         | -         | -         | -         | 380,950            |
| 74050                   | City Dock Bulkhead  | 6,011,734                     | -                     | -                           | -         | -         | -         | -         | 6,011,734          |
| 20013/20014/20016/40023 | City Facility Improvements  | 2,517,305                     | 500,000               | 700,000                     | 700,000   | 700,000   | 700,000   | 700,000   | 6,517,305          |
| 40024                   | City Facility Security Upgrades                                     | 100,000                       | 950,000               | 100,000                     | 100,000   | 100,000   | 100,000   | 100,000   | 1,550,000          |
| 50005                   | City Harbor Flood Mitigation  | 9,505,315                     | 2,656,500             | 4,000,000                   | -         | -         | -         | -         | 16,161,815         |
| 40025                   | City Playgrounds and Parks  | 350,000                       | -                     | -                           | -         | -         | -         | -         | 350,000            |
| 50027                   | CRAB Boating Facility   | 2,800,000                     | (529,525)             | -                           | -         | -         | -         | -         | 2,270,475          |
| 40027                   | Eastport Satellite Police and Community Center                      | 346,500                       | (346,500)             | -                           | -         | -         | -         | -         | -                  |
| 40028                   | Fitness Equipment Replacement                                       | 50,000                        | 52,500                | 52,500                      | 52,500    | 52,500    | 52,500    | 52,500    | 365,000            |
| 50024                   | Forest Drive Fire Station Renovations                               | 15,750                        | -                     | 405,300                     | -         | -         | -         | -         | 421,050            |
| 40018/40021             | General Roadways  | 6,341,830                     | 3,000,000             | 3,000,000                   | 3,000,000 | 3,000,000 | 3,000,000 | 3,000,000 | 24,341,830         |
| 40010/40015/40017/40019 | General Sidewalks   | 2,050,000                     | -                     | 600,000                     | 600,000   | 600,000   | 600,000   | 600,000   | 5,050,000          |
| NEW                     | Hawkins Cove  | -                             | 65,000                | 50,000                      | -         | -         | -         | -         | 115,000            |
| 50025                   | Hiker/Biker Path – Rte. 450 to the Navy Memorial Stadium            | 63,000                        | -                     | 105,000                     | -         | -         | -         | -         | 168,000            |
| 40011                   | Main Street Rebricking  | 560,000                       | -                     | -                           | -         | 2,205,000 | -         | -         | 2,765,000          |
| 20004                   | Maintenance Facilities (See Note 1 below)                           | 12,061,857                    | 3,780,000             | -                           | -         | -         | -         | -         | 15,841,857         |
| 20002                   | Maynard Burgess House   | 1,140,309                     | -                     | -                           | -         | -         | -         | -         | 1,140,309          |
| NEW                     | Robert Eades Park   | -                             | 483,500               | -                           | -         | -         | -         | -         | 483,500            |
| 40013                   | Russell Street  | 781,000                       | -                     | 177,500                     | -         | -         | -         | -         | 958,500            |
| 40029                   | S. Southwood Sidewalk and Stormwater Management                     | 52,500                        | -                     | -                           | -         | -         | -         | -         | 52,500             |
| 50022                   | Standard Specifications and Construction Details (See Note 2 below) | 320,250                       | -                     | -                           | -         | -         | -         | -         | 320,250            |
| 50018                   | Traffic Signal Rehabilitation                                       | 545,000                       | 685,000               | 508,500                     | 508,500   | 525,000   | 525,000   | 525,000   | 3,822,000          |
| 50010                   | Trail Connections   | 535,348                       | (44,582)              | -                           | -         | -         | -         | -         | 490,766            |
| 40030                   | Truxtun Heights Storm Drainage Improvements                         | 345,000                       | -                     | -                           | 2,961,250 | -         | -         | -         | 3,306,250          |
| 50008                   | Truxtun Park Swimming Pool  | 4,951,000                     | -                     | -                           | -         | -         | -         | -         | 4,951,000          |
| 83002                   | Truxtun Park Tennis Courts and Fence                                | 1,033,603                     | -                     | -                           | -         | -         | -         | -         | 1,033,603          |
| 50023                   | Tucker Street Boat Ramp   | 318,000                       | -                     | -                           | -         | -         | -         | -         | 318,000            |
| 50017                   | Upgrade City Coordinate System                                      | 460,100                       | -                     | -                           | -         | -         | -         | -         | 460,100            |
| 84525                   | Waterway Improvement Project - 6th Street                           | -                             | 104,000               | -                           | -         | -         | -         | -         | 104,000            |
| 84527/84573             | Waterway Improvement Project - Cheston Ave                          | 104,000                       | 201,000               | -                           | -         | -         | -         | -         | 305,000            |
| NEW                     | Waterway Improvement Project - 4 City Street Ends                   | -                             | 262,500               | -                           | -         | -         | -         | -         | 262,500            |
| 40032                   | Weems-Whelan Field  | 52,500                        | 157,500               | 472,500                     | -         | -         | -         | -         | 682,500            |
| Total General Fund      |   | 55,127,951                    | 11,827,493            | 11,844,300                  | 7,922,250 | 7,182,500 | 4,977,500 | 4,977,500 | 103,859,494        |

| OFF STREET PARKING FUND       |  | Prior Approved Appropriations | FY2021 Capital Budget | Capital Improvement Program |      |      |      |      | Total Project Cost |
|-------------------------------|--|-------------------------------|-----------------------|-----------------------------|------|------|------|------|--------------------|
| Project #                     | Project                                  |                               |                       | FY22                        | FY23 | FY24 | FY25 | FY26 |                    |
| 73006                         | Multispace Parking Meter Kiosks          | 131,250                       | -                     | -                           | -    | -    | -    | -    | 131,250            |
| 73004                         | Parking Access Control Management System | 540,000                       | -                     | -                           | -    | -    | -    | -    | 540,000            |
| 50011                         | Wayfinding Signage                       | 615,820                       | -                     | -                           | -    | -    | -    | -    | 615,820            |
| Total Off Street Parking Fund |  | 1,287,070                     | -                     | -                           | -    | -    | -    | -    | 1,287,070          |

| REFUSE FUND       |                         | Prior Approved Appropriations | FY2021 Capital Budget | Capital Improvement Program |      |      |      |      | Total Project Cost |
|-------------------|-------------------------|-------------------------------|-----------------------|-----------------------------|------|------|------|------|--------------------|
| Project #         | Project                 |                               |                       | FY22                        | FY23 | FY24 | FY25 | FY26 |                    |
| 10001/10002/10003 | Landfill Gas Mitigation | 1,000,000                     | -                     | -                           | -    | -    | -    | -    | 1,000,000          |
| Total Refuse Fund |                         | 1,000,000                     | -                     | -                           | -    | -    | -    | -    | 1,000,000          |

**FY2022 - FY2027 CAPITAL BUDGET AND IMPROVEMENT PROGRAM PROJECT SUMMARY**  
(continued)

| SEWER FUND       |  | Prior Approved Appropriations | FY2022 Capital Budget | Capital Improvement Program |            |           |           |           | Total Project Cost |
|------------------|--|-------------------------------|-----------------------|-----------------------------|------------|-----------|-----------|-----------|--------------------|
| Project #        | Project  |                               |                       | FY2023                      | FY2024     | FY2025    | FY2026    | FY2027    |                    |
| 61000            | Organics Resource Recovery Facility (See Note 3 below) | 625,250                       | -                     | -                           | 9,000,000  | -         | -         | -         | 9,625,250          |
| 72006/72007      | Sewer Rehabilitation                                   | 12,556,000                    | -                     | 4,500,000                   | 2,250,000  | 2,250,000 | 2,250,000 | 2,250,000 | 26,056,000         |
| Total Sewer Fund |  | 13,181,250                    | -                     | 4,500,000                   | 11,250,000 | 2,250,000 | 2,250,000 | 2,250,000 | 35,681,250         |

| WATER FUND       |                                   | Prior Approved Appropriations | FY2022 Capital Budget | Capital Improvement Program |           |           |           |           | Total Project Cost |
|------------------|-----------------------------------|-------------------------------|-----------------------|-----------------------------|-----------|-----------|-----------|-----------|--------------------|
| Project #        | Project                           |                               |                       | FY2023                      | FY2024    | FY2025    | FY2026    | FY2027    |                    |
| 71003/71005      | Water Distribution Rehabilitation | 15,660,420                    | 4,900,000             | 4,900,000                   | 4,900,000 | 4,900,000 | 4,900,000 | 4,900,000 | 45,060,420         |
| 71002/71006      | Water Tank Rehabilitation         | 3,815,500                     | -                     | 1,000,000                   | 50,000    | -         | -         | -         | 4,865,500          |
| 71001            | Water Treatment Plant             | 36,114,829                    | -                     | -                           | -         | -         | -         | -         | 36,114,829         |
| Total Water Fund |                                   | 55,590,749                    | 4,900,000             | 5,900,000                   | 4,950,000 | 4,900,000 | 4,900,000 | 4,900,000 | 86,040,749         |

| WATERSHED RESTORATION FUND          |   | Prior Approved Appropriations | FY2022 Capital Budget | Capital Improvement Program |           |           |           |           | Total Project Cost |
|-------------------------------------|---|-------------------------------|-----------------------|-----------------------------|-----------|-----------|-----------|-----------|--------------------|
| Project #                           | Project                                 |                               |                       | FY2023                      | FY2024    | FY2025    | FY2026    | FY2027    |                    |
| 77002/77010/77011/77012/77015/77018 | Stormwater Management Retrofit Projects | 626,368                       | 100,000               | 100,000                     | 100,000   | 100,000   | 100,000   | 100,000   | 1,226,368          |
| 77008/77009/77016/77017             | Stormwater MS4 Permit Compliance        | 4,550,000                     | 1,050,000             | 1,050,000                   | 1,050,000 | 1,050,000 | 1,050,000 | 1,050,000 | 10,850,000         |
| Total Watershed Restoration Fund    |   | 5,176,368                     | 1,150,000             | 1,150,000                   | 1,150,000 | 1,150,000 | 1,150,000 | 1,150,000 | 12,076,368         |

| ALL FUNDS - TOTAL |  | Prior Approved Appropriations | FY2022 Capital Budget | Capital Improvement Program |               |               |               |               | Total Project Cost |
|-------------------|--|-------------------------------|-----------------------|-----------------------------|---------------|---------------|---------------|---------------|--------------------|
|                   |  |                               |                       | FY2023                      | FY2024        | FY2025        | FY2026        | FY2027        |                    |
| Total All Funds   |  | \$ 131,363,388                | \$ 17,877,493         | \$ 23,394,300               | \$ 25,272,250 | \$ 15,482,500 | \$ 13,277,500 | \$ 13,277,500 | \$ 239,944,931     |

**Note 1:** The Maintenance Facility project is shown as a General Fund project above. However, \$250,000 will be paid from the Refuse Fund; \$500,000 will be paid from the Sewer Fund; \$1,250,000 will be paid from Water Fund; and \$125,000 will be paid from Watershed Protection Fund.

**Note 2:** The Standard Specifications and Construction Details project is shown as a General Fund project above. However, \$106,750 will be paid from the Sewer Fund, and \$106,750 will be paid from the Water Fund.

**Note 3:** The Organic Resources Recovery Facilities project is shown as a Sewer Fund project above. However, \$4,812,625 will be paid from the Refuse Fund.

**FY2022 - FY2027 CAPITAL BUDGET AND IMPROVEMENT PROGRAM FUNDING SUMMARY**

| GENERAL FUND  |                   |                   |                   |                  |                  |                  |                  |                    |
|---|-------------------|-------------------|-------------------|------------------|------------------|------------------|------------------|--------------------|
| Funding Source  | Prior Approved    | FY2022            | FY2023            | FY2024           | FY2025           | FY2026           | FY2027           | Total              |
| <b>Bonds</b>  |                   |                   |                   |                  |                  |                  |                  |                    |
| Bonds repaid by General Fund                              | \$ 22,046,331     | \$ 7,285,800      | \$ 6,271,800      | \$ 7,869,750     | \$ 7,130,000     | \$ 4,925,000     | \$ 4,925,000     | \$ 60,453,681      |
| Bonds repaid by Refuse Fund                               | 250,000           | 151,200           | -                 | -                | -                | -                | -                | 401,200            |
| Bonds repaid by Sewer Fund                                | 500,000           | 302,400           | -                 | -                | -                | -                | -                | 802,400            |
| Bonds repaid by Water Fund                                | 1,250,000         | 756,000           | -                 | -                | -                | -                | -                | 2,006,000          |
| Bonds repaid by Watershed Restoration Fund                | 125,000           | 75,600            | -                 | -                | -                | -                | -                | 200,600            |
| Bond Premium  | 341,830           | -                 | -                 | -                | -                | -                | -                | 341,830            |
| <b>Pay-Go</b>   |                   |                   |                   |                  |                  |                  |                  |                    |
| General Fund Pay-Go                                       | 576,458           | -                 | -                 | -                | -                | -                | -                | 576,458            |
| Sewer Fund Pay-Go   | 106,750           | -                 | -                 | -                | -                | -                | -                | 106,750            |
| Water Fund Pay-Go   | 106,750           | -                 | -                 | -                | -                | -                | -                | 106,750            |
| Watershed Restoration Fund Pay-Go                         | 198,000           | -                 | -                 | -                | -                | -                | -                | 198,000            |
| <b>Grants</b>   |                   |                   |                   |                  |                  |                  |                  |                    |
| African American Heritage Preservation                    | 100,000           | -                 | -                 | -                | -                | -                | -                | 100,000            |
| Boating Infrastructure Grants                             | 1,500,000         | -                 | -                 | -                | -                | -                | -                | 1,500,000          |
| Chesapeake Bay Trust                                      | -                 | 65,000            | 50,000            | -                | -                | -                | -                | 115,000            |
| FEMA Grant  | 3,000,000         | -                 | -                 | -                | -                | -                | -                | 3,000,000          |
| Homeland Security Grants                                  | 100,000           | (100,000)         | -                 | -                | -                | -                | -                | -                  |
| Maryland Department of Transportation                     | 281,582           | -                 | -                 | -                | -                | -                | -                | 281,582            |
| Maryland Department of Natural Resources                  | 50,000            | (107,582)         | -                 | -                | -                | -                | -                | (57,582)           |
| Maryland Historical Trust                                 | 200,000           | -                 | -                 | -                | -                | -                | -                | 200,000            |
| National Park Service & Preservation Maryland             | 262,500           | (262,500)         | 1,365,000         | -                | -                | -                | -                | 1,365,000          |
| Program Open Space (POS) - Development                    | 1,078,500         | -                 | -                 | -                | -                | -                | -                | 1,078,500          |
| Program Open Space (POS) - Acquisition                    | 500,000           | -                 | -                 | -                | -                | -                | -                | 500,000            |
| Safe Routes to School Grant                               | 233,400           | (233,400)         | -                 | -                | -                | -                | -                | -                  |
| State of Maryland Grant - City Dock Flood Mitigation      | 4,700,000         | 1,400,000         | -                 | -                | -                | -                | -                | 6,100,000          |
| State of Maryland - Playground Grants                     | 350,000           | -                 | -                 | -                | -                | -                | -                | 350,000            |
| State of Maryland - Waterway Improvement Grants           | 99,000            | 540,000           | -                 | -                | -                | -                | -                | 639,000            |
| Unspecified Grant   | -                 | 404,500           | -                 | -                | -                | -                | -                | 404,500            |
| <b>Other</b>  |                   |                   |                   |                  |                  |                  |                  |                    |
| Capital Reserve Fund                                      | 11,771,850        | 2,080,000         | 157,500           | 52,500           | 52,500           | 52,500           | 52,500           | 14,219,350         |
| Resilience Financing Authority/Public Private Partnership | -                 | -                 | 4,000,000         | -                | -                | -                | -                | 4,000,000          |
| Sale of Eisenhower Golf Course                            | 3,100,000         | -                 | -                 | -                | -                | -                | -                | 3,100,000          |
| Revenue from Anne Arundel County - POS Acquisition        | 1,300,000         | -                 | -                 | -                | -                | -                | -                | 1,300,000          |
| Revenue from CRAB - State grant                           | 1,000,000         | (529,525)         | -                 | -                | -                | -                | -                | 470,475            |
| <b>Total General Fund</b>                                 | <b>55,127,951</b> | <b>11,827,493</b> | <b>11,844,300</b> | <b>7,922,250</b> | <b>7,182,500</b> | <b>4,977,500</b> | <b>4,977,500</b> | <b>103,859,494</b> |

**FY2022 - FY2027 CAPITAL BUDGET AND IMPROVEMENT PROGRAM FUNDING SUMMARY  
(continued)**

| <b>OFF STREET PARKING FUND</b>         |              |               |               |               |               |               |               |              |
|--|--------------|---------------|---------------|---------------|---------------|---------------|---------------|--------------|
| <b>Funding Source</b>                  | <b>Prior</b> | <b>FY2022</b> | <b>FY2023</b> | <b>FY2024</b> | <b>FY2025</b> | <b>FY2026</b> | <b>FY2027</b> | <b>Total</b> |
| Bonds                                  | 1,287,070    | -             | -             | -             | -             | -             | -             | 1,287,070    |
| Pay-Go                                 | -            | -             | -             | -             | -             | -             | -             | -            |
| Other - Resilience Financing Authority | -            | -             | -             | -             | -             | -             | -             | -            |
| Total Off-Street Parking Fund          | 1,287,070    | -             | -             | -             | -             | -             | -             | 1,287,070    |

| <b>REFUSE FUND</b>    |              |               |               |               |               |               |               |              |
|-----------------------|--------------|---------------|---------------|---------------|---------------|---------------|---------------|--------------|
| <b>Funding Source</b> | <b>Prior</b> | <b>FY2022</b> | <b>FY2023</b> | <b>FY2024</b> | <b>FY2025</b> | <b>FY2026</b> | <b>FY2027</b> | <b>Total</b> |
| Pay-Go                | 1,000,000    | -             | -             | -             | -             | -             | -             | 1,000,000    |
| Total Refuse Fund     | 1,000,000    | -             | -             | -             | -             | -             | -             | 1,000,000    |

| <b>SEWER FUND</b>           |              |               |               |               |               |               |               |              |
|-----------------------------|--------------|---------------|---------------|---------------|---------------|---------------|---------------|--------------|
| <b>Funding Source</b>       | <b>Prior</b> | <b>FY2022</b> | <b>FY2023</b> | <b>FY2024</b> | <b>FY2025</b> | <b>FY2026</b> | <b>FY2027</b> | <b>Total</b> |
| Bonds                       |              |               |               |               |               |               |               |              |
| Bonds repaid by Sewer Fund  | 12,230,225   | -             | 3,150,000     | 6,075,000     | 1,575,000     | 1,575,000     | 1,575,000     | 26,180,225   |
| Bonds repaid by Refuse Fund | 312,625      | -             | -             | 4,500,000     | -             | -             | -             | 4,812,625    |
| Pay-Go                      | 638,400      | -             | 1,350,000     | 675,000       | 675,000       | 675,000       | 675,000       | 4,688,400    |
| Total Sewer Fund            | 13,181,250   | -             | 4,500,000     | 11,250,000    | 2,250,000     | 2,250,000     | 2,250,000     | 35,681,250   |

| <b>WATER FUND</b>                                   |              |               |               |               |               |               |               |              |
|---|--------------|---------------|---------------|---------------|---------------|---------------|---------------|--------------|
| <b>Funding Source</b>                               | <b>Prior</b> | <b>FY2022</b> | <b>FY2023</b> | <b>FY2024</b> | <b>FY2025</b> | <b>FY2026</b> | <b>FY2027</b> | <b>Total</b> |
| Bonds   | 22,266,731   | 3,430,000     | 4,130,000     | 3,430,000     | 3,430,000     | 3,430,000     | 3,430,000     | 43,546,731   |
| Pay-Go  | 3,324,018    | 1,470,000     | 1,770,000     | 1,520,000     | 1,470,000     | 1,470,000     | 1,470,000     | 12,494,018   |
| Grant (Maryland Department of the Environment)      | 1,500,000    | -             | -             | -             | -             | -             | -             | 1,500,000    |
| Other (Maryland Department of the Environment loan) | 28,500,000   | -             | -             | -             | -             | -             | -             | 28,500,000   |
| Total Water Fund                                    | 55,590,749   | 4,900,000     | 5,900,000     | 4,950,000     | 4,900,000     | 4,900,000     | 4,900,000     | 86,040,749   |

| <b>WATERSHED RESTORATION FUND</b> |              |               |               |               |               |               |               |              |
|-----------------------------------|--------------|---------------|---------------|---------------|---------------|---------------|---------------|--------------|
| <b>Funding Source</b>             | <b>Prior</b> | <b>FY2022</b> | <b>FY2023</b> | <b>FY2024</b> | <b>FY2025</b> | <b>FY2026</b> | <b>FY2027</b> | <b>Total</b> |
| Bonds                             | 1,000,000    | -             | -             | -             | -             | -             | -             | 1,000,000    |
| Pay-Go                            | 4,176,368    | 1,150,000     | 1,150,000     | 1,150,000     | 1,150,000     | 1,150,000     | 1,150,000     | 11,076,368   |
| Total Watershed Fund              | 5,176,368    | 1,150,000     | 1,150,000     | 1,150,000     | 1,150,000     | 1,150,000     | 1,150,000     | 12,076,368   |

**FY2022 - FY2027 CAPITAL BUDGET AND IMPROVEMENT PROGRAM FUNDING SUMMARY  
(continued)**

| ALL FUNDS                   |             |            |            |            |            |            |            |             |
|-----------------------------|-------------|------------|------------|------------|------------|------------|------------|-------------|
| Funding Source              | Prior       | FY2022     | FY2023     | FY2024     | FY2025     | FY2026     | FY2027     | Total       |
| Bonds                       | 61,267,982  | 12,001,000 | 13,551,800 | 21,874,750 | 12,135,000 | 9,930,000  | 9,930,000  | 140,690,532 |
| Bond Premium                | 341,830     | -          | -          | -          | -          | -          | -          | 341,830     |
| Pay-Go                      | 9,928,744   | 2,620,000  | 4,270,000  | 3,345,000  | 3,295,000  | 3,295,000  | 3,295,000  | 30,048,744  |
| Grants                      | 13,721,582  | 1,469,918  | 1,365,000  | -          | -          | -          | -          | 16,556,500  |
| Other                       | 44,671,850  | 1,550,475  | 4,157,500  | 52,500     | 52,500     | 52,500     | 52,500     | 50,589,825  |
| Total - All Funding Sources | 131,363,388 | 17,877,493 | 23,394,300 | 25,272,250 | 15,482,500 | 13,277,500 | 13,277,500 | 239,944,931 |

| SUMMARY OF BONDS AND PAY-GO                |              |              |              |              |              |              |              |               |
|--|--------------|--------------|--------------|--------------|--------------|--------------|--------------|---------------|
| Funding Source                             | Prior        | FY2022       | FY2023       | FY2024       | FY2025       | FY2026       | FY2027       | Total         |
| <b>Bonds</b>                               |              |              |              |              |              |              |              |               |
| Bonds repaid by General Fund               | 22,046,331   | 7,285,800    | 6,271,800    | 7,869,750    | 7,130,000    | 4,925,000    | 4,925,000    | 60,453,681    |
| Bonds repaid by Off Street Parking Fund    | 1,287,070    | -            | -            | -            | -            | -            | -            | 1,287,070     |
| Bonds repaid by Refuse Fund                | 562,625      | 151,200      | -            | 4,500,000    | -            | -            | -            | 5,213,825     |
| Bonds repaid by Sewer Fund                 | 12,730,225   | 302,400      | 3,150,000    | 6,075,000    | 1,575,000    | 1,575,000    | 1,575,000    | 26,982,625    |
| Bonds repaid by Water Fund                 | 23,516,731   | 4,186,000    | 4,130,000    | 3,430,000    | 3,430,000    | 3,430,000    | 3,430,000    | 45,552,731    |
| Bonds repaid by Watershed Restoration Fund | 1,125,000    | 75,600       | -            | -            | -            | -            | -            | 1,200,600     |
| Total Bonds                                | 61,267,982   | 12,001,000   | 13,551,800   | 21,874,750   | 12,135,000   | 9,930,000    | 9,930,000    | 140,690,532   |
| <b>Pay-Go</b>                              |              |              |              |              |              |              |              |               |
| General Fund Pay-Go                        | 576,458      | -            | -            | -            | -            | -            | -            | 576,458       |
| Off Street Parking Fund Pay-Go             | -            | -            | -            | -            | -            | -            | -            | -             |
| Refuse Fund Pay-Go                         | 1,000,000    | -            | -            | -            | -            | -            | -            | 1,000,000     |
| Sewer Fund Pay-Go                          | 745,150      | -            | 1,350,000    | 675,000      | 675,000      | 675,000      | 675,000      | 4,795,150     |
| Water Fund Pay-Go                          | 3,430,768    | 1,470,000    | 1,770,000    | 1,520,000    | 1,470,000    | 1,470,000    | 1,470,000    | 12,600,768    |
| Watershed Restoration Fund Pay-Go          | 4,176,368    | 1,150,000    | 1,150,000    | 1,150,000    | 1,150,000    | 1,150,000    | 1,150,000    | 11,076,368    |
| Total Pay-Go                               | \$ 9,928,744 | \$ 2,620,000 | \$ 4,270,000 | \$ 3,345,000 | \$ 3,295,000 | \$ 3,295,000 | \$ 3,295,000 | \$ 30,048,744 |




**General Fund**

**Proposed**  
**FY2022 – FY2027**

**Capital Budget and Capital Improvement Program**


**City of Annapolis,  
Maryland**



|  |  |  |  |
|--|--|--|--|
| <b>Project Title</b><br>Barbud Lane  |  | <b>Project Number</b><br>40014   |  |
| <b>Project Description:</b><br><br>This project will improve Barbud Lane from Forest Drive to Janwal Street. Approximately 850' of roadway will be reconstructed with curb and gutter, sidewalk on one side, and an intermittent parking lane. This project also includes storm drainage improvements. |  |  |  |
| <b>Financial Activity:</b>   |  | <b>Changes from Prior Year:</b>  |  |
|  | <u>Expended</u> <u>Encumbered</u> <u>Total</u> | <b>Status:</b>   | The project is in the planning and design phase. |
| March 31, 2020   | \$ 63,432    \$ 128,961    \$ 192,393          | <b>Funding:</b>  | No change.                                       |
| March 31, 2021   | \$ 66,310    \$ 128,698    \$ 195,007          | <b>Scope:</b>  | No change.                                       |
|  |  | <b>Timing:</b>   | Construction is to begin in FY2022.              |
| <b>Non-City Funding Sources:</b><br>None   |  |  |  |
| <b>Land Use Plans:</b><br>None   |  |  |  |


| Expenditure Schedule | Prior Approved Appropriations | FY2022 Budget | Capital Improvement Program |        |        |        |        | Total Project Cost |
|----------------------|-------------------------------|---------------|-----------------------------|--------|--------|--------|--------|--------------------|
|                      |                               |               | FY2023                      | FY2024 | FY2025 | FY2026 | FY2027 |                    |
| Land Acquisition     | -                             | -             | -                           | -      | -      | -      | -      | -                  |
| Planning             | -                             | -             | -                           | -      | -      | -      | -      | -                  |
| Design               | 180,000                       | 30,000        | -                           | -      | -      | -      | -      | 210,000            |
| Construction         | 911,000                       | 300,000       | -                           | -      | -      | -      | -      | 1,211,000          |
| City Overhead        | 56,200                        | 16,500        | -                           | -      | -      | -      | -      | 72,700             |
| <b>Total</b>         | 1,147,200                     | 346,500       | -                           | -      | -      | -      | -      | 1,493,700          |

| Funding Schedule        | Prior Approved Appropriations | FY2022 Budget | Capital Improvement Program |        |        |        |        | Total Project Cost |
|-------------------------|-------------------------------|---------------|-----------------------------|--------|--------|--------|--------|--------------------|
|                         |                               |               | FY2023                      | FY2024 | FY2025 | FY2026 | FY2027 |                    |
| Bonds                   | 487,200                       | 346,500       | -                           | -      | -      | -      | -      | 833,700            |
| Pay-Go                  | -                             | -             | -                           | -      | -      | -      | -      | -                  |
| Grants                  | -                             | -             | -                           | -      | -      | -      | -      | -                  |
| Other - Capital Reserve | 660,000                       | -             | -                           | -      | -      | -      | -      | 660,000            |
| <b>Total</b>            | 1,147,200                     | 346,500       | -                           | -      | -      | -      | -      | 1,493,700          |

|   |                 |  |              |
|---|-----------------|--|--------------|
| <b>Project Title</b><br>Burtis House  |                 | <b>Project Number</b><br>40020   |              |
| <b>Project Description:</b><br><br>The Historic Burtis House located at 69 Prince George Street will undergo selective demolition and rehabilitation. The design is expected to begin in FY2022 after the State of Maryland surpluses the property to the City. Possible uses include relocating the Harbormaster operations to the Burtis House. |                 |    |              |
| <b>Financial Activity:</b>  |                 | <b>Changes from Prior Year:</b>  |              |
|   | <u>Expended</u> | <u>Encumbered</u>  | <u>Total</u> |
| March 31, 2020  | \$ -            | \$ -   | \$ -         |
| March 31, 2021  | \$ -            | \$ -   | \$ -         |
|   |                 | <b>Status:</b> The project is on hold pending the redevelopment of City Dock, following the replacement of Hillman Garage. |              |
|   |                 | <b>Funding:</b> The FY2021 grant was awarded to Historic Annapolis for the elevating and weatherization of the house.      |              |
|   |                 | <b>Scope:</b> No change.   |              |
|   |                 | <b>Timing:</b> No change.  |              |
| <b>Non-City Funding Sources:</b><br>Pending grant from the National Park Service  |                 |  |              |
| <b>Land Use Plans:</b><br>Comprehensive Plan and Stewardship Goals  |                 |  |              |


| Expenditure Schedule | Prior Approved Appropriations | FY2022 Budget | Capital Improvement Program |        |        |        |        | Total Project Cost |
|----------------------|-------------------------------|---------------|-----------------------------|--------|--------|--------|--------|--------------------|
|                      |                               |               | FY2023                      | FY2024 | FY2025 | FY2026 | FY2027 |                    |
| Land Acquisition     | -                             | -             | -                           | -      | -      | -      | -      | -                  |
| Planning             | -                             | -             | -                           | -      | -      | -      | -      | -                  |
| Design               | 250,000                       | (250,000)     | -                           | -      | -      | -      | -      | -                  |
| Construction         | -                             | -             | 1,300,000                   | -      | -      | -      | -      | 1,300,000          |
| City Overhead        | 12,500                        | (12,500)      | 65,000                      | -      | -      | -      | -      | 65,000             |
| Other                | -                             | -             | -                           | -      | -      | -      | -      | -                  |
| <b>Total</b>         | 262,500                       | (262,500)     | 1,365,000                   | -      | -      | -      | -      | 1,365,000          |

| Funding Schedule | Prior Approved Appropriations | FY2022 Budget | Capital Improvement Program |        |        |        |        | Total Project Cost |
|------------------|-------------------------------|---------------|-----------------------------|--------|--------|--------|--------|--------------------|
|                  |                               |               | FY2023                      | FY2024 | FY2025 | FY2026 | FY2027 |                    |
| Bonds            | -                             | -             | -                           | -      | -      | -      | -      | -                  |
| Pay-Go           | -                             | -             | -                           | -      | -      | -      | -      | -                  |
| Grants           | 262,500                       | (262,500)     | 1,365,000                   | -      | -      | -      | -      | 1,365,000          |
| Other            | -                             | -             | -                           | -      | -      | -      | -      | -                  |
| <b>Total</b>     | 262,500                       | (262,500)     | 1,365,000                   | -      | -      | -      | -      | 1,365,000          |

|  |                 |  |   |
|--|-----------------|--|---|
| <b>Project Title</b><br>Cedar Park Sidewalks   |                 | <b>Project Number</b><br>40022   |   |
| <b>Project Description:</b><br><br>This project will install a five foot wide concrete sidewalk along the southside of Cedar Park Road from Windell Avenue to the existing sidewalk near Halsey Road, including ADA ramps at each sidestreet crossing. |                 |  |   |
| <b>Financial Activity:</b>   |                 | <b>Changes from Prior Year:</b>  |   |
|  | <u>Expended</u> | <u>Encumbered</u>  | <u>Total</u>  |
| March 31, 2020   | N/A             | N/A  | N/A   |
| March 31, 2021   | \$ -            | \$ -   | \$ -  |
|  |                 |  |   |
|  |                 |  | <b>Status:</b> This project is in the planning and design phase.  |
|  |                 |  | <b>Funding:</b> Additional funding of \$308,000 is needed to complete the project. Stormwater management requirements increased overall project costs and grant funding was not obtained. |
|  |                 |  | <b>Scope:</b> No change.  |
|  |                 |  | <b>Timing:</b> This project is to begin in FY2022.  |
| <b>Non-City Funding Sources:</b><br>Safe Routes To School Grant  |                 |  |   |
| <b>Land Use Plans :</b><br>Comprehensive Plan  |                 |  |   |


| Expenditure Schedule | Prior Approved Appropriations | FY2022 Budget    | Capital Improvement Program |          |          |          |          | Total Project Cost |
|----------------------|-------------------------------|------------------|-----------------------------|----------|----------|----------|----------|--------------------|
|                      |                               |                  | FY2023                      | FY2024   | FY2025   | FY2026   | FY2027   |                    |
| Land Acquisition     | -                             | -                | -                           | -        | -        | -        | -        | -                  |
| Planning             | -                             | -                | -                           | -        | -        | -        | -        | -                  |
| Design               | 28,000                        | -                | -                           | -        | -        | -        | -        | 28,000             |
| Construction         | 263,750                       | (233,400)        | 293,000                     | -        | -        | -        | -        | 323,350            |
| City Overhead        | 14,600                        | -                | 15,000                      | -        | -        | -        | -        | 29,600             |
| Other                | -                             | -                | -                           | -        | -        | -        | -        | -                  |
| <b>Total</b>         | <b>306,350</b>                | <b>(233,400)</b> | <b>308,000</b>              | <b>-</b> | <b>-</b> | <b>-</b> | <b>-</b> | <b>380,950</b>     |

| Funding Schedule | Prior Approved Appropriations | FY2022 Budget    | Capital Improvement Program |          |          |          |          | Total Project Cost |
|------------------|-------------------------------|------------------|-----------------------------|----------|----------|----------|----------|--------------------|
|                  |                               |                  | FY2023                      | FY2024   | FY2025   | FY2026   | FY2027   |                    |
| Bonds            | 72,950                        | -                | 308,000                     | -        | -        | -        | -        | 380,950            |
| Pay-Go           | -                             | -                | -                           | -        | -        | -        | -        | -                  |
| Grants           | 233,400                       | (233,400)        | -                           | -        | -        | -        | -        | -                  |
| Other            | -                             | -                | -                           | -        | -        | -        | -        | -                  |
| <b>Total</b>     | <b>306,350</b>                | <b>(233,400)</b> | <b>308,000</b>              | <b>-</b> | <b>-</b> | <b>-</b> | <b>-</b> | <b>380,950</b>     |

|   |  |  |  |
|---|--|--|--|
| <b>Project Title</b><br>City Dock Bulkhead  |  | <b>Project Number</b><br>74050   |  |
| <b>Project Description:</b><br><br>This project is for Phase 2 of the bulkhead replacement at City Dock. Improvements to infrastructure in the City Dock area include public space and access, construction of new bulkhead and seawall, replacement of boardwalk, upgrades to the water and electrical systems for boaters, and installation of a fire protection system. All infrastructure work was completed in April 2016. Required stormwater management (SWM) was unable to be completed within the footprint of the project and was approved for an off-site location. SWM for the City Dock Bulkhead project will be addressed in conjunction with the tennis court renovations at Truxtun Park. |  |  |  |
| <b>Financial Activity:</b>  |  | <b>Changes from Prior Year:</b>  |  |
|   | <u>Expended</u> <u>Encumbered</u> <u>Total</u> | <b>Status:</b> Project is complete with the exception of stormwater management.    |  |
| March 31, 2020  | \$ 5,840,951    \$ 162,244    \$ 6,003,195     | <b>Funding:</b> No change.   |  |
| March 31, 2021  | \$ 5,913,059    \$ 97,664    \$ 6,010,723      | <b>Scope:</b> No change.   |  |
|   |  | <b>Timing:</b> Project will be completed in FY2022.                                |  |
| <b>Non-City Funding Sources:</b><br>Federal Grant: \$1.5M Boating Infrastructure Grant  |  |  |  |
| <b>Land Use Plans:</b><br>Comprehensive Plan, Quality of Life and Sustainability Goals  |  |  |  |


| Expenditure Schedule | Prior Approved Appropriations | FY2022 Budget | Capital Improvement Program |        |        |        |        | Total Project Cost |
|----------------------|-------------------------------|---------------|-----------------------------|--------|--------|--------|--------|--------------------|
|                      |                               |               | FY2023                      | FY2024 | FY2025 | FY2026 | FY2027 |                    |
| Land Acquisition     | -                             | -             | -                           | -      | -      | -      | -      | -                  |
| Planning             | -                             | -             | -                           | -      | -      | -      | -      | -                  |
| Design               | 774,758                       | -             | -                           | -      | -      | -      | -      | 774,758            |
| Construction         | 4,936,389                     | -             | -                           | -      | -      | -      | -      | 4,936,389          |
| City Overhead        | 300,587                       | -             | -                           | -      | -      | -      | -      | 300,587            |
| Other                | -                             | -             | -                           | -      | -      | -      | -      | -                  |
| <b>Total</b>         | 6,011,734                     | -             | -                           | -      | -      | -      | -      | 6,011,734          |

| Funding Schedule | Prior Approved Appropriations | FY2022 Budget | Capital Improvement Program |        |        |        |        | Total Project Cost |
|------------------|-------------------------------|---------------|-----------------------------|--------|--------|--------|--------|--------------------|
|                  |                               |               | FY2023                      | FY2024 | FY2025 | FY2026 | FY2027 |                    |
| Bonds            | 4,511,734                     | -             | -                           | -      | -      | -      | -      | 4,511,734          |
| Pay-Go           | -                             | -             | -                           | -      | -      | -      | -      | -                  |
| Grants           | 1,500,000                     | -             | -                           | -      | -      | -      | -      | 1,500,000          |
| Other            | -                             | -             | -                           | -      | -      | -      | -      | -                  |
| <b>Total</b>     | 6,011,734                     | -             | -                           | -      | -      | -      | -      | 6,011,734          |

| <b>Project Title</b><br>City Facility Improvements  |                 | <b>Project Number</b><br>20013/20014/20016/20017/40023                             |                 |                   |              |                |              |           |              |                |              |          |              |   |  |
|---|-----------------|--|-----------------|-------------------|--------------|----------------|--------------|-----------|--------------|----------------|--------------|----------|--------------|---|--|
| <b>Project Description:</b><br><br>This project will provide funding for capital improvements to various City-owned facilities, such as roof and window replacements, restroom renovations, elevator replacements, and renovations to ensure facilities are ADA compliant. Potential future projects include improvements at the Taylor Avenue, Eastport, and Forest Drive fire stations; Knighton and Gotts garages; the Stanton Center; and the APD and ADOT buildings. For the Stanton Center, \$150,000 will be used for a facility condition study and related capital improvements. |                 |  |                 |                   |              |                |              |           |              |                |              |          |              |   |  |
| <table border="1"> <thead> <tr> <th></th> <th><u>Expended</u></th> <th><u>Encumbered</u></th> <th><u>Total</u></th> </tr> </thead> <tbody> <tr> <td>March 31, 2020</td> <td>\$ 1,726,452</td> <td>\$ 23,854</td> <td>\$ 1,750,306</td> </tr> <tr> <td>March 31, 2021</td> <td>\$ 1,944,934</td> <td>\$ 9,900</td> <td>\$ 1,954,834</td> </tr> </tbody> </table>   |                 |  | <u>Expended</u> | <u>Encumbered</u> | <u>Total</u> | March 31, 2020 | \$ 1,726,452 | \$ 23,854 | \$ 1,750,306 | March 31, 2021 | \$ 1,944,934 | \$ 9,900 | \$ 1,954,834 | <b>Changes from Prior Year:</b><br><br><b>Status:</b> FY2020 projects were put on hold to address HVAC issues at Pip Moyer Recreation Center and the Annapolis Police Station.<br><br><b>Funding:</b> No change.<br><br><b>Scope:</b> Continuous, on-going projects.<br><br><b>Timing:</b> FY2020 projects will be completed in FY2021. |  |
|   | <u>Expended</u> | <u>Encumbered</u>  | <u>Total</u>    |                   |              |                |              |           |              |                |              |          |              |   |  |
| March 31, 2020  | \$ 1,726,452    | \$ 23,854  | \$ 1,750,306    |                   |              |                |              |           |              |                |              |          |              |   |  |
| March 31, 2021  | \$ 1,944,934    | \$ 9,900   | \$ 1,954,834    |                   |              |                |              |           |              |                |              |          |              |   |  |
| <b>Non-City Funding Sources:</b><br>None  |                 |  |                 |                   |              |                |              |           |              |                |              |          |              |   |  |
| <b>Land Use Plans:</b><br>Comprehensive Plan, Stewardship Goals, and Infrastructure Goals   |                 |  |                 |                   |              |                |              |           |              |                |              |          |              |   |  |


| Capital Improvement Program |                               |                |                |                |                |                |                |                    |
|-----------------------------|-------------------------------|----------------|----------------|----------------|----------------|----------------|----------------|--------------------|
| <b>Expenditure Schedule</b> | Prior Approved Appropriations | FY2022 Budget  | FY2023         | FY2024         | FY2025         | FY2026         | FY2027         | Total Project Cost |
| Land Acquisition            | -                             | -              | -              | -              | -              | -              | -              | -                  |
| Planning                    | -                             | -              | -              | -              | -              | -              | -              | -                  |
| Design                      | 85,314                        | -              | -              | -              | -              | -              | -              | 85,314             |
| Construction                | 2,406,991                     | 475,000        | 665,000        | 665,000        | 665,000        | 665,000        | 665,000        | 6,206,991          |
| City Overhead               | 25,000                        | 25,000         | 35,000         | 35,000         | 35,000         | 35,000         | 35,000         | 225,000            |
| Other                       | -                             | -              | -              | -              | -              | -              | -              | -                  |
| <b>Total</b>                | <b>2,517,305</b>              | <b>500,000</b> | <b>700,000</b> | <b>700,000</b> | <b>700,000</b> | <b>700,000</b> | <b>700,000</b> | <b>6,517,305</b>   |

| Capital Improvement Program |                               |                |                |                |                |                |                |                    |
|-----------------------------|-------------------------------|----------------|----------------|----------------|----------------|----------------|----------------|--------------------|
| <b>Funding Schedule</b>     | Prior Approved Appropriations | FY2022 Budget  | FY2023         | FY2024         | FY2025         | FY2026         | FY2027         | Total Project Cost |
| Bonds                       | 1,757,305                     | -              | 700,000        | 700,000        | 700,000        | 700,000        | 700,000        | 5,257,305          |
| Pay-Go                      | 410,000                       | -              | -              | -              | -              | -              | -              | 410,000            |
| Grants                      | -                             | -              | -              | -              | -              | -              | -              | -                  |
| Other - Capital Reserve     | 350,000                       | 500,000        | -              | -              | -              | -              | -              | 850,000            |
| <b>Total</b>                | <b>2,517,305</b>              | <b>500,000</b> | <b>700,000</b> | <b>700,000</b> | <b>700,000</b> | <b>700,000</b> | <b>700,000</b> | <b>6,517,305</b>   |

| <b>Project Title</b><br>City Facility Security Upgrades   |                 | <b>Project Number</b><br>40024   |                 |                   |              |                |     |     |     |                |      |      |      |   |  |
|---|-----------------|--|-----------------|-------------------|--------------|----------------|-----|-----|-----|----------------|------|------|------|---|--|
| <b>Project Description:</b><br><br>This project will provide funding for security upgrades to various city-owned facilities as determined by the Annapolis Police Department. Projects may includes work such as building hardening, improved security monitoring and systems, and more robust personnel protection.  |                 |  |                 |                   |              |                |     |     |     |                |      |      |      |   |  |
| <table border="1"> <thead> <tr> <th></th> <th style="text-align: center;"><u>Expended</u></th> <th style="text-align: center;"><u>Encumbered</u></th> <th style="text-align: center;"><u>Total</u></th> </tr> </thead> <tbody> <tr> <td>March 31, 2020</td> <td style="text-align: center;">N/A</td> <td style="text-align: center;">N/A</td> <td style="text-align: center;">N/A</td> </tr> <tr> <td>March 31, 2021</td> <td style="text-align: center;">\$ -</td> <td style="text-align: center;">\$ -</td> <td style="text-align: center;">\$ -</td> </tr> </tbody> </table> |                 |  | <u>Expended</u> | <u>Encumbered</u> | <u>Total</u> | March 31, 2020 | N/A | N/A | N/A | March 31, 2021 | \$ - | \$ - | \$ - | <b>Changes from Prior Year:</b><br><br><b>Status:</b> No change.<br><br><b>Funding:</b> The Homeland Security grant in FY2021 was not awarded. Therefore, the project will be funded with bonds. Project cost increased \$1,050,000 to address current security needs.<br><br><b>Scope:</b> No change.<br><br><b>Timing:</b> No change. |  |
|   | <u>Expended</u> | <u>Encumbered</u>  | <u>Total</u>    |                   |              |                |     |     |     |                |      |      |      |   |  |
| March 31, 2020  | N/A             | N/A  | N/A             |                   |              |                |     |     |     |                |      |      |      |   |  |
| March 31, 2021  | \$ -            | \$ -   | \$ -            |                   |              |                |     |     |     |                |      |      |      |   |  |
| <b>Non-City Funding Sources:</b><br>Pending Homeland Security Grants  |                 |  |                 |                   |              |                |     |     |     |                |      |      |      |   |  |
| <b>Land Use Plans:</b><br>Comprehensive Plan, Stewardship Goals, and Infrastructure Goals   |                 |  |                 |                   |              |                |     |     |     |                |      |      |      |   |  |


| Expenditure Schedule | Prior Approved Appropriations | FY2022 Budget  | Capital Improvement Program |                |                |                |                | Total Project Cost |
|----------------------|-------------------------------|----------------|-----------------------------|----------------|----------------|----------------|----------------|--------------------|
|                      |                               |                | FY2023                      | FY2024         | FY2025         | FY2026         | FY2027         |                    |
| Land Acquisition     | -                             | -              | -                           | -              | -              | -              | -              | -                  |
| Planning             | -                             | -              | -                           | -              | -              | -              | -              | -                  |
| Design               | -                             | -              | -                           | -              | -              | -              | -              | -                  |
| Construction         | 95,000                        | 905,000        | 95,000                      | 95,000         | 95,000         | 95,000         | 95,000         | 1,475,000          |
| City Overhead        | 5,000                         | 45,000         | 5,000                       | 5,000          | 5,000          | 5,000          | 5,000          | 75,000             |
| Other                | -                             | -              | -                           | -              | -              | -              | -              | -                  |
| <b>Total</b>         | <b>100,000</b>                | <b>950,000</b> | <b>100,000</b>              | <b>100,000</b> | <b>100,000</b> | <b>100,000</b> | <b>100,000</b> | <b>1,550,000</b>   |

| Funding Schedule | Prior Approved Appropriations | FY2022 Budget  | Capital Improvement Program |                |                |                |                | Total Project Cost |
|------------------|-------------------------------|----------------|-----------------------------|----------------|----------------|----------------|----------------|--------------------|
|                  |                               |                | FY2023                      | FY2024         | FY2025         | FY2026         | FY2027         |                    |
| Bonds            | -                             | 1,050,000      | 100,000                     | 100,000        | 100,000        | 100,000        | 100,000.00     | 1,550,000          |
| Pay-Go           | -                             | -              | -                           | -              | -              | -              | -              | -                  |
| Grants           | 100,000                       | (100,000)      | -                           | -              | -              | -              | -              | -                  |
| Other            | -                             | -              | -                           | -              | -              | -              | -              | -                  |
| <b>Total</b>     | <b>100,000</b>                | <b>950,000</b> | <b>100,000</b>              | <b>100,000</b> | <b>100,000</b> | <b>100,000</b> | <b>100,000</b> | <b>1,550,000</b>   |

|   |                 |  |              |
|---|-----------------|--|--------------|
| <b>Project Title</b><br>City Harbor Flood Mitigation  |                 | <b>Project Number</b><br>50005   |              |
| <b>Project Description:</b><br><br>This project includes storm drain realignment; construction of a pump station, including a wet well, electric control building, backup generator and transformer; grading modifications to address frequent nuisance tidal flooding; and redevelopment of the plaza area to include the Freedom of the Press Memorial; green space with seating; and replacement of the existing rain garden. The prior appropriations are for the Compromise Street phase of the project, and the funding programmed in FY2023 is for the Dock Street phase of the project. |                 |    |              |
| <b>Financial Activity:</b>  |                 | <b>Changes from Prior Year:</b>  |              |
|   | <u>Expended</u> | <u>Encumbered</u>  | <u>Total</u> |
| March 31, 2020  | \$ 1,229,029    | \$ 93,046  | \$ 1,322,075 |
| March 31, 2021  | \$ 1,516,858    | \$ 679,565   | \$ 2,196,423 |
|   |                 | <b>Status:</b> Phase 1 construction plans completed. Phase 2 construction plans at 90%.  |              |
|   |                 | <b>Funding:</b> The Phase 1 construction costs increased \$2,530,000 due to unknown archaeological data and monitoring costs, construction management, inspection services, and potential contaminated material disposal costs.              |              |
|   |                 | <b>Scope:</b> Based on archaeological assessment and investigations, a significant archaeological data recovery effort is required before construction can begin.  |              |
|   |                 | <b>Timing:</b> Construction is expected to begin in January 2022 pending completion of the archaeological data recovery, construction of the memorial, receipt of the \$3M FEMA grant, and fulfillment of all grant pre-construction review. |              |
| <b>Non-City Funding Sources:</b> Prior approved appropriations: \$1M state grant for planning; \$2M state grant for construction; pending \$3M FEMA grant for construction, \$1M state grant for construction; FY2021 \$700K state grant for construction; FY2022 \$1.4M for construction; FY2023 \$4,000,000 Resilience Financing Authority (RFA).   |                 |  |              |
| <b>Land Use Plans:</b><br>Comprehensive Plan, Stewardship Goals, Infrastructure Goals, and City Dock Master Plan  |                 |  |              |

| Capital Improvement Program |                               |               |           |        |        |        |        |                    |
|-----------------------------|-------------------------------|---------------|-----------|--------|--------|--------|--------|--------------------|
| Expenditure Schedule        | Prior Approved Appropriations | FY2022 Budget | FY2023    | FY2024 | FY2025 | FY2026 | FY2027 | Total Project Cost |
| Land Acquisition            | -                             | -             | -         | -      | -      | -      | -      | -                  |
| Planning                    | -                             | -             | -         | -      | -      | -      | -      | -                  |
| Design                      | 2,000,000                     | -             | -         | -      | -      | -      | -      | 2,000,000          |
| Construction                | 7,470,315                     | 2,530,000     | 4,000,000 | -      | -      | -      | -      | 14,000,315         |
| City Overhead               | 35,000                        | 126,500       | -         | -      | -      | -      | -      | 161,500            |
| Other                       | -                             | -             | -         | -      | -      | -      | -      | -                  |
| <b>Total</b>                | 9,505,315                     | 2,656,500     | 4,000,000 | -      | -      | -      | -      | 16,161,815         |


| Capital Improvement Program |                               |               |           |        |        |        |        |                    |
|-----------------------------|-------------------------------|---------------|-----------|--------|--------|--------|--------|--------------------|
| Funding Schedule            | Prior Approved Appropriations | FY2022 Budget | FY2023    | FY2024 | FY2025 | FY2026 | FY2027 | Total Project Cost |
| Bonds                       | 217,246                       | 1,256,500     | -         | -      | -      | -      | -      | 1,473,746          |
| Pay-Go                      | 53,069                        | -             | -         | -      | -      | -      | -      | 53,069             |
| Grants                      | 7,700,000                     | 1,400,000     | -         | -      | -      | -      | -      | 9,100,000          |
| Other - RFA                 | -                             | -             | 4,000,000 | -      | -      | -      | -      | 4,000,000          |
| Other - Capital Reserve     | 1,535,000                     | -             | -         | -      | -      | -      | -      | 1,535,000          |
| <b>Total</b>                | 9,505,315                     | 2,656,500     | 4,000,000 | -      | -      | -      | -      | 16,161,815         |

|  |                 |  |                     |
|--|-----------------|--|---------------------|
| <b>Project Title</b><br>City Playgrounds and Parks   |                 | <b>Project Number</b><br>40025   |                     |
| <b>Project Description:</b><br><br>This project will provide planning, design, construction, repair, renovation, reconstruction, site improvements, and capital equipping of playgrounds and parks in Annapolis. Projects include: Removal and replacement of existing playground equipment at Pip Moyer Recreation Center in Truxtun Park, removal and replacement of existing playground equipment in the Annapolis Walk Community, resurfacing the basketball court at Annapolis Walk, new construction of a playground, bike park, and basketball hoop at the Robert Eades Park, and the replacement of backboards and hoops at basketball courts throughout the City. |                 |  |                     |
| <b>Financial Activity:</b>   |                 | <b>Changes from Prior Year:</b>  |                     |
|  | <u>Expended</u> | <u>Encumbered</u>  | <u>Total</u>        |
| March 31, 2020   | N/A             | N/A  | N/A                 |
| March 31, 2021   | \$ -            | \$ -   | \$ -                |
|  |                 |  |                     |
|  |                 |  | <b>Status:</b> N/A  |
|  |                 |  | <b>Funding:</b> N/A |
|  |                 |  | <b>Scope:</b> N/A   |
|  |                 |  | <b>Timing:</b> N/A  |
| <b>Non-City Funding Sources:</b><br>The State has awarded a \$350,000 grant.   |                 |  |                     |
| <b>Land Use Plans:</b><br>Comprehensive Plan and Quality of Life Goals   |                 |  |                     |

| Expenditure Schedule | Prior Approved Appropriations | FY2022 Budget | Capital Improvement Program |          |          |          |          | Total Project Cost |
|----------------------|-------------------------------|---------------|-----------------------------|----------|----------|----------|----------|--------------------|
|                      |                               |               | FY2023                      | FY2024   | FY2025   | FY2026   | FY2027   |                    |
| Land Acquisition     | -                             | -             | -                           | -        | -        | -        | -        | -                  |
| Planning             | 10,000                        | -             | -                           | -        | -        | -        | -        | 10,000             |
| Design               | 40,000                        | -             | -                           | -        | -        | -        | -        | 40,000             |
| Construction         | 282,500                       | -             | -                           | -        | -        | -        | -        | 282,500            |
| City Overhead        | 17,500                        | -             | -                           | -        | -        | -        | -        | 17,500             |
| Other                | -                             | -             | -                           | -        | -        | -        | -        | -                  |
| <b>Total</b>         | <b>350,000</b>                | <b>-</b>      | <b>-</b>                    | <b>-</b> | <b>-</b> | <b>-</b> | <b>-</b> | <b>350,000</b>     |


| Funding Schedule | Prior Approved Appropriations | FY2022 Budget | Capital Improvement Program |          |          |          |          | Total Project Cost |
|------------------|-------------------------------|---------------|-----------------------------|----------|----------|----------|----------|--------------------|
|                  |                               |               | FY2023                      | FY2024   | FY2025   | FY2026   | FY2027   |                    |
| Bonds            | -                             | -             | -                           | -        | -        | -        | -        | -                  |
| Pay-Go           | -                             | -             | -                           | -        | -        | -        | -        | -                  |
| Grants           | 350,000                       | -             | -                           | -        | -        | -        | -        | 350,000            |
| Other            | -                             | -             | -                           | -        | -        | -        | -        | -                  |
| <b>Total</b>     | <b>350,000</b>                | <b>-</b>      | <b>-</b>                    | <b>-</b> | <b>-</b> | <b>-</b> | <b>-</b> | <b>350,000</b>     |



|  |  |  |   |
|--|--|--|---|
| <b>Project Title</b><br>CRAB Boating Facility  |  | <b>Project Number</b><br>50027   |   |
| <b>Project Description:</b><br><br>This project appropriates \$500,000 of the City's Program Open Space (POS) Acquisition funds to acquire a marina at the end of Bembe Beach Road for the use of the Chesapeake Regional Accessible Boating (CRAB) organization. CRAB is a nonprofit organization formed in 1991 that provides sailing opportunities to those with disabilities. Anne Arundel County has committed up to \$1.3 million of its POS Acquisition funds for the purchase, and the State has awarded a \$1,000,000 capital grant to CRAB for improvements. |  |  <p>Welcome to<br/><b>Chesapeake Region Accessible Boating</b><br/>Our mission is to bring the thrill and freedom of sailing to persons with disabilities, recovering warriors and local youth from at-risk neighborhoods.</p> |   |
| <b>Financial Activity:</b>   |  | <b>Changes from Prior Year:</b>  |   |
|  | <u>Expended</u> <u>Encumbered</u> <u>Total</u> | <b>Status:</b>   | The City has purchased the property, CRAB has signed a 40 year lease agreement and architectural concept plans have been prepared.        |
| March 31, 2020   | \$ -      \$ -      \$ -                       | <b>Funding:</b>  | The remainder of the State capital grant will be managed by CRAB. The City will close this project after receipt of grant reimbursements. |
| March 31, 2021   | \$ 2,270,475      \$ -      \$ 2,270,475       | <b>Scope:</b>  | No change.  |
|  |  | <b>Timing:</b>   | The project's anticipated completion date is June 2024.   |
| <b>Non-City Funding Sources:</b><br>Project Open Space - Acquisition Funds, both City and County. State Capital Grant through CRAB   |  |  |   |
| <b>Land Use Plans:</b><br>None   |  |  |   |


| Expenditure Schedule | Prior Approved Appropriations | FY2022 Budget    | Capital Improvement Program |          |          |          |          | Total Project Cost |
|----------------------|-------------------------------|------------------|-----------------------------|----------|----------|----------|----------|--------------------|
|                      |                               |                  | FY2023                      | FY2024   | FY2025   | FY2026   | FY2027   |                    |
| Land Acquisition     | 2,000,000                     | -                | -                           | -        | -        | -        | -        | 2,000,000          |
| Planning             | -                             | -                | -                           | -        | -        | -        | -        | -                  |
| Design               | 100,000                       | -                | -                           | -        | -        | -        | -        | 100,000            |
| Construction         | 700,000                       | (529,525)        | -                           | -        | -        | -        | -        | 170,475            |
| City Overhead        | -                             | -                | -                           | -        | -        | -        | -        | -                  |
| Other                | -                             | -                | -                           | -        | -        | -        | -        | -                  |
| <b>Total</b>         | <b>2,800,000</b>              | <b>(529,525)</b> | <b>-</b>                    | <b>-</b> | <b>-</b> | <b>-</b> | <b>-</b> | <b>2,270,475</b>   |

| Funding Schedule       | Prior Approved Appropriations | FY2022 Budget    | Capital Improvement Program |          |          |          |          | Total Project Cost |
|------------------------|-------------------------------|------------------|-----------------------------|----------|----------|----------|----------|--------------------|
|                        |                               |                  | FY2023                      | FY2024   | FY2025   | FY2026   | FY2027   |                    |
| Bonds                  | -                             | -                | -                           | -        | -        | -        | -        | -                  |
| Pay-Go                 | -                             | -                | -                           | -        | -        | -        | -        | -                  |
| Grant -POS Acquisition | 500,000                       | -                | -                           | -        | -        | -        | -        | 500,000            |
| Revenue - AACO         | 1,300,000                     | -                | -                           | -        | -        | -        | -        | 1,300,000          |
| State Capital Grant    | 1,000,000                     | (529,525)        | -                           | -        | -        | -        | -        | 470,475            |
| Other                  | -                             | -                | -                           | -        | -        | -        | -        | -                  |
| <b>Total</b>           | <b>2,800,000</b>              | <b>(529,525)</b> | <b>-</b>                    | <b>-</b> | <b>-</b> | <b>-</b> | <b>-</b> | <b>2,270,475</b>   |

|  |                 |  |  |
|--|-----------------|--|--|
| <b>Project Title</b><br>Eastport Satellite Police and Community Center   |                 | <b>Project Number</b><br>40027   |  |
| <b>Project Description:</b><br><br>This project is for a satellite police and community services center in Eastport to assist in community policing and services. The facility will be located in an existing Housing Authority of the City of Annapolis facility that will be retrofitted as required for the new center. |                 |  |  |
| <b>Financial Activity:</b>   |                 | <b>Changes from Prior Year:</b>  |  |
|  | <u>Expended</u> | <u>Encumbered</u>  | <u>Total</u>   |
| March 31, 2020   | N/A             | N/A  | N/A  |
| March 31, 2021   | \$ -            | \$ 15,004  | \$ 15,004  |
|  |                 |  |  |
|  |                 |  | <b>Status:</b> The project is completed.   |
|  |                 |  | <b>Funding:</b> This project was paid for using general fund pay-go.   |
|  |                 |  | <b>Scope:</b> Originally, the City thought the center would need a full retrofit. However, only furniture and painting supplies were needed for this project. Therefore this project is removed from capital projects. |
|  |                 |  | <b>Timing:</b> The project is completed.   |
| <b>Non-City Funding Sources:</b><br>None   |                 |  |  |
| <b>Land Use Plans:</b><br>None   |                 |  |  |


| Expenditure Schedule | Prior Approved Appropriations | FY2022 Budget    | Capital Improvement Program |        |        |        |        | Total Project Cost |
|----------------------|-------------------------------|------------------|-----------------------------|--------|--------|--------|--------|--------------------|
|                      |                               |                  | FY2023                      | FY2024 | FY2025 | FY2026 | FY2027 |                    |
| Land Acquisition     | -                             | -                | -                           | -      | -      | -      | -      | -                  |
| Planning             | -                             | -                | -                           | -      | -      | -      | -      | -                  |
| Design               | 30,000                        | (30,000)         | -                           | -      | -      | -      | -      | -                  |
| Construction         | 300,000                       | (300,000)        | -                           | -      | -      | -      | -      | -                  |
| City Overhead        | 16,500                        | (16,500)         | -                           | -      | -      | -      | -      | -                  |
| Other                | -                             | -                | -                           | -      | -      | -      | -      | -                  |
| <b>Total</b>         | <b>346,500</b>                | <b>(346,500)</b> | -                           | -      | -      | -      | -      | -                  |

| Funding Schedule | Prior Approved Appropriations | FY2022 Budget    | Capital Improvement Program |        |        |        |        | Total Project Cost |
|------------------|-------------------------------|------------------|-----------------------------|--------|--------|--------|--------|--------------------|
|                  |                               |                  | FY2023                      | FY2024 | FY2025 | FY2026 | FY2027 |                    |
| Bonds            | 346,500                       | (346,500)        | -                           | -      | -      | -      | -      | -                  |
| Pay-Go           | -                             | -                | -                           | -      | -      | -      | -      | -                  |
| Grants           | -                             | -                | -                           | -      | -      | -      | -      | -                  |
| Other            | -                             | -                | -                           | -      | -      | -      | -      | -                  |
| <b>Total</b>     | <b>346,500</b>                | <b>(346,500)</b> | -                           | -      | -      | -      | -      | -                  |

|  |                 |  |   |
|--|-----------------|--|---|
| <b>Project Title</b><br>Fitness Equipment Replacement  |                 | <b>Project Number</b><br>40028   |   |
| <b>Project Description:</b><br><br>This project funds the replacement of aging fitness equipment at the Pip Moyer Recreation Center, including indoor exercise bicycles and cardio and weight equipment that are 10 years old. Funding will also be used to replace television and audio equipment to be compatible to current technology. |                 |  |   |
| <b>Financial Activity:</b>   |                 | <b>Changes from Prior Year:</b>  |   |
|  | <u>Expended</u> | <u>Encumbered</u>  | <u>Total</u>  |
| March 31, 2020   | N/A             | N/A  | N/A   |
| March 31, 2021   | \$ -            | \$ -   | \$ -  |
|  |                 |  | <b>Status:</b> A multiyear replacement schedule has been prepared and year one replacement equipment is in the procurement process. |
|  |                 |  | <b>Funding:</b> No change.  |
|  |                 |  | <b>Scope:</b> No change.  |
|  |                 |  | <b>Timing:</b> No change.   |
| <b>Non-City Funding Sources:</b><br>None   |                 |  |   |
| <b>Land Use Plans:</b><br>Comprehensive Plan, Stewardship Goals, and Infrastructure Goals  |                 |  |   |


| Expenditure Schedule | Prior Approved Appropriations | FY2022 Budget | Capital Improvement Program |               |               |               |               | Total Project Cost |
|----------------------|-------------------------------|---------------|-----------------------------|---------------|---------------|---------------|---------------|--------------------|
|                      |                               |               | FY2023                      | FY2024        | FY2025        | FY2026        | FY2027        |                    |
| Land Acquisition     | -                             | -             | -                           | -             | -             | -             | -             | -                  |
| Planning             | -                             | -             | -                           | -             | -             | -             | -             | -                  |
| Design               | -                             | -             | -                           | -             | -             | -             | -             | -                  |
| Construction         | -                             | -             | -                           | -             | -             | -             | -             | -                  |
| City Overhead        | -                             | 2,500         | 2,500                       | 2,500         | 2,500         | 2,500         | 2,500         | 15,000             |
| Other                | 50,000                        | 50,000        | 50,000                      | 50,000        | 50,000        | 50,000        | 50,000        | 350,000            |
| <b>Total</b>         | <b>50,000</b>                 | <b>52,500</b> | <b>52,500</b>               | <b>52,500</b> | <b>52,500</b> | <b>52,500</b> | <b>52,500</b> | <b>365,000</b>     |

| Funding Schedule        | Prior Approved Appropriations | FY2022 Budget | Capital Improvement Program |               |               |               |               | Total Project Cost |
|-------------------------|-------------------------------|---------------|-----------------------------|---------------|---------------|---------------|---------------|--------------------|
|                         |                               |               | FY2023                      | FY2024        | FY2025        | FY2026        | FY2027        |                    |
| Bonds                   | -                             | -             | -                           | -             | -             | -             | -             | -                  |
| Pay-Go                  | -                             | -             | -                           | -             | -             | -             | -             | -                  |
| Grants                  | -                             | -             | -                           | -             | -             | -             | -             | -                  |
| Other - Capital Reserve | 50,000                        | 52,500        | 52,500                      | 52,500        | 52,500        | 52,500        | 52,500        | 365,000            |
| <b>Total</b>            | <b>50,000</b>                 | <b>52,500</b> | <b>52,500</b>               | <b>52,500</b> | <b>52,500</b> | <b>52,500</b> | <b>52,500</b> | <b>365,000</b>     |

|   |                 |  |  |
|---|-----------------|--|--|
| <b>Project Title</b><br>Forest Drive Fire Station Renovations   |                 | <b>Project Number</b><br>50024   |  |
| <b>Project Description:</b><br><br>This project constructs ADA compliant female restroom and locker facilities at the Forest Drive Fire Station and upgrades the current public restroom to be ADA compliant. Costs, estimated at \$405,300 in FY2023, will be refined during the design process. |                 |  |  |
| <b>Financial Activity:</b>  |                 | <b>Changes from Prior Year:</b>  |  |
|   | <u>Expended</u> | <u>Encumbered</u>  | <u>Total</u>   |
| March 31, 2019  | \$ -            | \$ -   | \$ -   |
| March 31, 2020  | \$ -            | \$ -   | \$ -   |
|   |                 |  |  |
|   |                 |  | <b>Status:</b> No change.  |
|   |                 |  | <b>Funding:</b> No change.   |
|   |                 |  | <b>Scope:</b> A project initiation form (PIF) will be completed by DPW to address any scope changes. |
|   |                 |  | <b>Timing:</b> No change.  |
| <b>Non-City Funding Sources:</b><br>None  |                 |  |  |
| <b>Land Use Plans:</b><br>Comprehensive Plan, Stewardship Goals, and Infrastructure Goals   |                 |  |  |


| Expenditure Schedule | Prior Approved Appropriations | FY2022 Budget | Capital Improvement Program |          |          |          |          | Total Project Cost |
|----------------------|-------------------------------|---------------|-----------------------------|----------|----------|----------|----------|--------------------|
|                      |                               |               | FY2023                      | FY2024   | FY2025   | FY2026   | FY2027   |                    |
| Land Acquisition     | -                             | -             | -                           | -        | -        | -        | -        | -                  |
| Planning             | -                             | -             | -                           | -        | -        | -        | -        | -                  |
| Design               | 15,750                        | -             | -                           | -        | -        | -        | -        | 15,750             |
| Construction         | -                             | -             | 405,300                     | -        | -        | -        | -        | 405,300            |
| City Overhead        | -                             | -             | -                           | -        | -        | -        | -        | -                  |
| Other                | -                             | -             | -                           | -        | -        | -        | -        | -                  |
| <b>Total</b>         | <b>15,750</b>                 | <b>-</b>      | <b>405,300</b>              | <b>-</b> | <b>-</b> | <b>-</b> | <b>-</b> | <b>421,050</b>     |

| Funding Schedule | Prior Approved Appropriations | FY2022 Budget | Capital Improvement Program |          |          |          |          | Total Project Cost |
|------------------|-------------------------------|---------------|-----------------------------|----------|----------|----------|----------|--------------------|
|                  |                               |               | FY2023                      | FY2024   | FY2025   | FY2026   | FY2027   |                    |
| Bonds            | 15,750                        | -             | 405,300                     | -        | -        | -        | -        | 421,050            |
| Pay-Go           | -                             | -             | -                           | -        | -        | -        | -        | -                  |
| Grants           | -                             | -             | -                           | -        | -        | -        | -        | -                  |
| Other            | -                             | -             | -                           | -        | -        | -        | -        | -                  |
| <b>Total</b>     | <b>15,750</b>                 | <b>-</b>      | <b>405,300</b>              | <b>-</b> | <b>-</b> | <b>-</b> | <b>-</b> | <b>421,050</b>     |

|  |                 |  |              |
|--|-----------------|--|--------------|
| <b>Project Title</b><br>General Roadways   |                 | <b>Project Number</b><br>40018/40021   |              |
| <b>Project Description:</b><br><br>This project is to resurface and reconstruct the City's streets, curbs, and gutters. The City continually analyzes each area to develop a list based on conditions. Resurfacing activities include pavement milling and patching, utility adjustments, curb and gutter replacement, pavement resurfacing, brick repairs and replacement, and replacement of pavement markings. The ADA requires wheelchair accessible ramps at intersections where sidewalks adjoin streets. Although most of the City intersections have handicapped ramps, funds are used as necessary to update the existing ramps to the current standard or for new ramps. |                 |  |              |
| <b>Financial Activity:</b>   |                 | <b>Changes from Prior Year:</b>  |              |
|  | <u>Expended</u> | <u>Encumbered</u>  | <u>Total</u> |
| March 31, 2020   | \$ 1,500,000    | \$ 1,500,000   | \$ 3,000,000 |
| March 31, 2021   | \$ 2,586,489    | \$ 529,235   | \$ 3,115,724 |
|  |                 | <b>Status:</b> Continuous paving.  |              |
|  |                 | <b>Funding:</b> No change.   |              |
|  |                 | <b>Scope:</b> No change.   |              |
|  |                 | <b>Timing:</b> No delays.  |              |
| <b>Non-City Funding Sources:</b><br>None   |                 |  |              |
| <b>Land Use Plans:</b><br>Comprehensive Plan, Stewardship Goals, and Infrastructure Goals  |                 |  |              |


| Expenditure Schedule | Prior Approved Appropriations | FY2022 Budget    | Capital Improvement Program |                  |                  |                  |                  | Total Project Cost |
|----------------------|-------------------------------|------------------|-----------------------------|------------------|------------------|------------------|------------------|--------------------|
|                      |                               |                  | FY2023                      | FY2024           | FY2025           | FY2026           | FY2027           |                    |
| Land Acquisition     | -                             | -                | -                           | -                | -                | -                | -                | -                  |
| Planning             | -                             | -                | -                           | -                | -                | -                | -                | -                  |
| Design               | -                             | -                | -                           | -                | -                | -                | -                | -                  |
| Construction         | 6,024,739                     | 2,850,000        | 2,850,000                   | 2,850,000        | 2,850,000        | 2,850,000        | 2,850,000        | 23,124,739         |
| City Overhead        | 317,091                       | 150,000          | 150,000                     | 150,000          | 150,000          | 150,000          | 150,000          | 1,217,091          |
| Other                | -                             | -                | -                           | -                | -                | -                | -                | -                  |
| <b>Total</b>         | <b>6,341,830</b>              | <b>3,000,000</b> | <b>3,000,000</b>            | <b>3,000,000</b> | <b>3,000,000</b> | <b>3,000,000</b> | <b>3,000,000</b> | <b>24,341,830</b>  |

| Funding Schedule        | Prior Approved Appropriations | FY2022 Budget    | Capital Improvement Program |                  |                  |                  |                  | Total Project Cost |
|-------------------------|-------------------------------|------------------|-----------------------------|------------------|------------------|------------------|------------------|--------------------|
|                         |                               |                  | FY2023                      | FY2024           | FY2025           | FY2026           | FY2027           |                    |
| Bonds                   | 3,000,000                     | 1,500,000        | 3,000,000                   | 3,000,000        | 3,000,000        | 3,000,000        | 3,000,000        | 19,500,000         |
| Pay-Go                  | -                             | -                | -                           | -                | -                | -                | -                | -                  |
| Grants                  | -                             | -                | -                           | -                | -                | -                | -                | -                  |
| Other - Miscellaneous   | 341,830                       | -                | -                           | -                | -                | -                | -                | 341,830            |
| Other - Capital Reserve | 3,000,000                     | 1,500,000        | -                           | -                | -                | -                | -                | 4,500,000          |
| <b>Total</b>            | <b>6,341,830</b>              | <b>3,000,000</b> | <b>3,000,000</b>            | <b>3,000,000</b> | <b>3,000,000</b> | <b>3,000,000</b> | <b>3,000,000</b> | <b>24,341,830</b>  |

|   |  |  |   |
|---|--|--|---|
| <b>Project Title</b><br>General Sidewalks   |  | <b>Project Number</b><br>40010/40015/40017/40019                                   |   |
| <b>Project Description:</b><br><br>This project is for City sidewalk repairs. The ongoing repair program is based on a comprehensive, citywide sidewalk condition assessment. Sidewalks are inspected for cracking, faulting, and scaling. Based upon this assessment, a list of priorities for repair and reconstruction is developed each year, taking into the sidewalk's condition and the importance of its location to citywide pedestrian traffic. |  |  |   |
| <b>Financial Activity:</b>  |  | <b>Changes from Prior Year:</b>  |   |
|   | <u>Expended</u> <u>Encumbered</u> <u>Total</u> | <b>Status:</b>   | Continuous sidewalk repairs.  |
| March 31, 2020  | \$ 450,160    \$ -    \$ 450,160               | <b>Funding:</b>  | Prior year funding is sufficient for identified projects in FY2022. |
| March 31, 2021  | \$ 1,193,480    \$ 240,089    \$ 1,433,569     | <b>Scope:</b>  | No change.  |
|   |  | <b>Timing:</b>   | No delays.  |
| <b>Non-City Funding Sources:</b><br>None  |  |  |   |
| <b>Land Use Plans:</b><br>Comprehensive Plan, Stewardship Goals, and Infrastructure Goals   |  |  |   |

| Expenditure Schedule | Prior Approved Appropriations | FY2022 Budget | Capital Improvement Program |                |                |                |                | Total Project Cost |
|----------------------|-------------------------------|---------------|-----------------------------|----------------|----------------|----------------|----------------|--------------------|
|                      |                               |               | FY2023                      | FY2024         | FY2025         | FY2026         | FY2027         |                    |
| Land Acquisition     | -                             | -             | -                           | -              | -              | -              | -              | -                  |
| Planning             | -                             | -             | -                           | -              | -              | -              | -              | -                  |
| Design               | -                             | -             | -                           | -              | -              | -              | -              | -                  |
| Construction         | 1,947,500                     | -             | 570,000                     | 570,000        | 570,000        | 570,000        | 570,000        | 4,797,500          |
| City Overhead        | 102,500                       | -             | 30,000                      | 30,000         | 30,000         | 30,000         | 30,000         | 252,500            |
| Other                | -                             | -             | -                           | -              | -              | -              | -              | -                  |
| <b>Total</b>         | <b>2,050,000</b>              | <b>-</b>      | <b>600,000</b>              | <b>600,000</b> | <b>600,000</b> | <b>600,000</b> | <b>600,000</b> | <b>5,050,000</b>   |

| Funding Schedule        | Prior Approved Appropriations | FY2022 Budget | Capital Improvement Program |                |                |                |                | Total Project Cost |
|-------------------------|-------------------------------|---------------|-----------------------------|----------------|----------------|----------------|----------------|--------------------|
|                         |                               |               | FY2023                      | FY2024         | FY2025         | FY2026         | FY2027         |                    |
| Bonds                   | 1,200,000                     | -             | 600,000                     | 600,000        | 600,000        | 600,000        | 600,000        | 4,200,000          |
| Pay-Go                  | -                             | -             | -                           | -              | -              | -              | -              | -                  |
| Grants                  | -                             | -             | -                           | -              | -              | -              | -              | -                  |
| Other - Capital Reserve | 850,000                       | -             | -                           | -              | -              | -              | -              | 850,000            |
| <b>Total</b>            | <b>2,050,000</b>              | <b>-</b>      | <b>600,000</b>              | <b>600,000</b> | <b>600,000</b> | <b>600,000</b> | <b>600,000</b> | <b>5,050,000</b>   |

|  |                 |  |                     |
|--|-----------------|--|---------------------|
| <b>Project Title</b><br>Hawkins Cove Restortion  |                 | <b>Project Number</b><br>NEW   |                     |
| <b>Project Description:</b><br>This project will include removal of a failing bulkhead and replacement with a living shoreline designed to allow water access and tying into a regenerative stream conveyance system and rain gardens installed in 2018 by the Spa Creek Conservancy; repair, extension or replacement of the pier as warranted by the shoreline design; and replacement of invasive vegetation on the landward side of the cove with native plants. Further improvements desired by the community such as seating and improvements to the existing trail system will be pursued in subsequent years and through additional grants. Dredging of the channel in the cove to allow access to the pier for water taxis and other small watercraft may be pursued in the future. |                 |  |                     |
| <b>Financial Activity:</b>   |                 | <b>Changes from Prior Year:</b>  |                     |
|  | <u>Expended</u> | <u>Encumbered</u>  | <u>Total</u>        |
| March 31, 2020   | N/A             | N/A  | N/A                 |
| March 31, 2021   | N/A             | N/A  | N/A                 |
|  |                 |  | <b>Status:</b> N/A  |
|  |                 |  | <b>Funding:</b> N/A |
|  |                 |  | <b>Scope:</b> N/A   |
|  |                 |  | <b>Timing:</b> N/A  |
| <b>Non-City Funding Sources:</b><br>Pending Chesapeake Bay Trust grant   |                 |  |                     |
| <b>Land Use Plans:</b><br>Comprehensive Plan   |                 |  |                     |


|                      |                               | Capital Improvement Program |        |        |        |        |        |                    |
|----------------------|-------------------------------|-----------------------------|--------|--------|--------|--------|--------|--------------------|
| Expenditure Schedule | Prior Approved Appropriations | FY2022 Budget               | FY2023 | FY2024 | FY2025 | FY2026 | FY2027 | Total Project Cost |
| Land Acquisition     | -                             | -                           |        | -      | -      | -      | -      | -                  |
| Planning             | -                             | 10,000                      | 5,000  | -      | -      | -      | -      | 15,000             |
| Design               | -                             | 15,000                      | 5,000  | -      | -      | -      | -      | 20,000             |
| Construction         | -                             | 36,750                      | 40,000 | -      | -      | -      | -      | 76,750             |
| City Overhead        | -                             | 3,250                       | -      | -      | -      | -      | -      | 3,250              |
| <b>Total</b>         | -                             | 65,000                      | 50,000 | -      | -      | -      | -      | 115,000            |

|                         |                               | Capital Improvement Program |        |        |        |        |        |                    |
|-------------------------|-------------------------------|-----------------------------|--------|--------|--------|--------|--------|--------------------|
| Funding Schedule        | Prior Approved Appropriations | FY2022 Budget               | FY2023 | FY2024 | FY2025 | FY2026 | FY2027 | Total Project Cost |
| Bonds                   | -                             | -                           | -      | -      | -      | -      | -      | -                  |
| Pay-Go                  | -                             | -                           | -      | -      | -      | -      | -      | -                  |
| Grants                  | -                             | 65,000                      | 50,000 | -      | -      | -      | -      | 115,000            |
| Other - Capital Reserve | -                             | -                           | -      | -      | -      | -      | -      | -                  |
| <b>Total</b>            | -                             | 65,000                      | 50,000 | -      | -      | -      | -      | 115,000            |








|  |                 |  |              |
|--|-----------------|--|--------------|
| <b>Project Title</b><br>Maintenance Facilities   |                 | <b>Project Number</b><br>20004   |              |
| <b>Project Description:</b><br><br>This project replaces the Public Works facilities located at 932/935/937 Spa Road with a new Public Works Maintenance Facility at 39 Hudson Street. The new facility will house the maintenance and operations functions for the Department of Public Works, including facilities, streets, vehicles, water distribution system, sewer collection system, and stormwater facilities. The project includes a new salt barn. The removal of the fuel operation at Spa Road is also included in the project. |                 |    |              |
| <b>Financial Activity:</b>   |                 | <b>Changes from Prior Year:</b>  |              |
|  | <u>Expended</u> | <u>Encumbered</u>  | <u>Total</u> |
| March 31, 2020   | \$ 3,725,723    | \$ 8,582   | \$ 3,734,305 |
| March 31, 2021   | \$ 4,323,633    | \$ 788,819   | \$ 5,112,452 |
|  |                 | <b>Status:</b> Design development drawings were completed in December of 2020. In 2021, project will be presented to the Board of Appeals and the Planning Commission.   |              |
|  |                 | <b>Funding:</b> The cost of the project has increased \$3,780,000 due to an increase in the City's LEED documentation requirements, material costs, and the addition of archaeological monitoring.   |              |
|  |                 | <b>Scope:</b> The project's site footprint was expanded to accommodate additional parking and to improve vehicular and equipment flow. The height of the salt barn was increased to allow for loading and unloading. The City's LEED requirements have increased and archaeological monitoring was added to the project. |              |
|  |                 | <b>Timing:</b> Design is anticipated to be completed by the summer of 2021 with construction completed by the fall of 2022.  |              |
| <b>Non-City Funding Sources:</b><br>None   |                 |  |              |
| <b>Land Use Plans:</b><br>Comprehensive Plan, Stewardship Goals, and Infrastructure Goals  |                 |  |              |


| Expenditure Schedule | Prior Approved Appropriations | FY2022 Budget    | Capital Improvement Program |        |        |        |        | Total Project Cost |
|----------------------|-------------------------------|------------------|-----------------------------|--------|--------|--------|--------|--------------------|
|                      |                               |                  | FY2023                      | FY2024 | FY2025 | FY2026 | FY2027 |                    |
| Land Acquisition     | 2,213,311                     | -                | -                           | -      | -      | -      | -      | 2,213,311          |
| Planning             | -                             | -                | -                           | -      | -      | -      | -      | -                  |
| Design               | 250,000                       | -                | -                           | -      | -      | -      | -      | 250,000            |
| Construction         | 8,911,453                     | 3,600,000        | -                           | -      | -      | -      | -      | 12,511,453         |
| City Overhead        | 687,093                       | 180,000          | -                           | -      | -      | -      | -      | 867,093            |
| <b>Total</b>         | <b>12,061,857</b>             | <b>3,780,000</b> | -                           | -      | -      | -      | -      | <b>15,841,857</b>  |

| Funding Schedule       | Prior Approved Appropriations | FY2022 Budget    | Capital Improvement Program |        |        |        |        | Total Project Cost |
|------------------------|-------------------------------|------------------|-----------------------------|--------|--------|--------|--------|--------------------|
|                        |                               |                  | FY2023                      | FY2024 | FY2025 | FY2026 | FY2027 |                    |
| Bonds - General Fund   | 9,886,857                     | 2,494,800        | -                           | -      | -      | -      | -      | 12,381,657         |
| Bonds - Refuse Fund    | 250,000                       | 151,200          | -                           | -      | -      | -      | -      | 401,200            |
| Bonds - Sewer Fund     | 500,000                       | 302,400          | -                           | -      | -      | -      | -      | 802,400            |
| Bonds - Water Fund     | 1,250,000                     | 756,000          | -                           | -      | -      | -      | -      | 2,006,000          |
| Bonds - Watershed Fund | 125,000                       | 75,600           | -                           | -      | -      | -      | -      | 200,600            |
| Pay-Go                 | 50,000                        | -                | -                           | -      | -      | -      | -      | 50,000             |
| <b>Total</b>           | <b>12,061,857</b>             | <b>3,780,000</b> | -                           | -      | -      | -      | -      | <b>15,841,857</b>  |

| <b>Project Title</b><br>Maynard Burgess House  |                 | <b>Project Number</b><br>20002   |                 |                   |              |                |            |           |            |                |            |           |            |  |  |
|--|-----------------|--|-----------------|-------------------|--------------|----------------|------------|-----------|------------|----------------|------------|-----------|------------|--|--|
| <b>Project Description:</b><br><br>The Maynard Burgess House has undergone several phases of work. This final phase of construction will address the first floor interior finishes, walls, floors, ceilings, and trim and complete security, fire detection and suppression systems, and installation of exhibits. The project will include archeological recordation, offsite storage of artifacts, and a more delicate means of construction to preserve the historical integrity of the building. The property is protected (interior, exterior, grounds) by a perpetual historic preservation easement held by the Maryland Historical Trust; therefore, all work must be consistent with the Secretary of the Interior's Standards for Rehabilitation. The exterior work and ground disturbance is also subject to review and approval of the Annapolis Historic Preservation Commission. |                 |  |                 |                   |              |                |            |           |            |                |            |           |            |  |  |
| <table border="1"> <thead> <tr> <th></th> <th><u>Expended</u></th> <th><u>Encumbered</u></th> <th><u>Total</u></th> </tr> </thead> <tbody> <tr> <td>March 31, 2020</td> <td>\$ 468,548</td> <td>\$ 52,137</td> <td>\$ 520,685</td> </tr> <tr> <td>March 31, 2021</td> <td>\$ 485,798</td> <td>\$ 89,679</td> <td>\$ 575,477</td> </tr> </tbody> </table>   |                 |  | <u>Expended</u> | <u>Encumbered</u> | <u>Total</u> | March 31, 2020 | \$ 468,548 | \$ 52,137 | \$ 520,685 | March 31, 2021 | \$ 485,798 | \$ 89,679 | \$ 575,477 | <b>Changes from Prior Year:</b><br><br><b>Status:</b> Received Maryland Historical Trust preservation easement approval.<br><br><b>Funding:</b> No change.<br><br><b>Scope:</b> No change.<br><br><b>Timing:</b> Anticipated completion in fiscal year 2021. |  |
|  | <u>Expended</u> | <u>Encumbered</u>  | <u>Total</u>    |                   |              |                |            |           |            |                |            |           |            |  |  |
| March 31, 2020   | \$ 468,548      | \$ 52,137  | \$ 520,685      |                   |              |                |            |           |            |                |            |           |            |  |  |
| March 31, 2021   | \$ 485,798      | \$ 89,679  | \$ 575,477      |                   |              |                |            |           |            |                |            |           |            |  |  |
| <b>Non-City Funding Sources:</b><br>Grant Funds - Maryland Historic Trust (MHT): \$100,000 received from MHT in 2016 and 2019. African American Heritage Preservation Program - \$100,000 grant with \$100,000 City match is pending.  |                 |  |                 |                   |              |                |            |           |            |                |            |           |            |  |  |
| <b>Land Use Plans:</b><br>Stewardship Goals  |                 |  |                 |                   |              |                |            |           |            |                |            |           |            |  |  |


| Expenditure Schedule | Prior Approved Appropriations | FY2022 Budget | Capital Improvement Program |          |          |          |          | Total Project Cost |
|----------------------|-------------------------------|---------------|-----------------------------|----------|----------|----------|----------|--------------------|
|                      |                               |               | FY2023                      | FY2024   | FY2025   | FY2026   | FY2027   |                    |
| Land Acquisition     | -                             | -             | -                           | -        | -        | -        | -        | -                  |
| Planning             | -                             | -             | -                           | -        | -        | -        | -        | -                  |
| Design               | 175,589                       | -             | -                           | -        | -        | -        | -        | 175,589            |
| Construction         | 887,862                       | -             | -                           | -        | -        | -        | -        | 887,862            |
| City Overhead        | 56,515                        | -             | -                           | -        | -        | -        | -        | 56,515             |
| Other                | 20,343                        | -             | -                           | -        | -        | -        | -        | 20,343             |
| <b>Total</b>         | <b>1,140,309</b>              | <b>-</b>      | <b>-</b>                    | <b>-</b> | <b>-</b> | <b>-</b> | <b>-</b> | <b>1,140,309</b>   |

| Funding Schedule        | Prior Approved Appropriations | FY2022 Budget | Capital Improvement Program |          |          |          |          | Total Project Cost |
|-------------------------|-------------------------------|---------------|-----------------------------|----------|----------|----------|----------|--------------------|
|                         |                               |               | FY2023                      | FY2024   | FY2025   | FY2026   | FY2027   |                    |
| Bonds                   | 330,309                       | -             | -                           | -        | -        | -        | -        | 330,309            |
| Pay-Go                  | -                             | -             | -                           | -        | -        | -        | -        | -                  |
| Grants                  | 300,000                       | -             | -                           | -        | -        | -        | -        | 300,000            |
| Other - Capital Reserve | 510,000                       | -             | -                           | -        | -        | -        | -        | 510,000            |
| <b>Total</b>            | <b>1,140,309</b>              | <b>-</b>      | <b>-</b>                    | <b>-</b> | <b>-</b> | <b>-</b> | <b>-</b> | <b>1,140,309</b>   |

|  |                 |  |                     |
|--|-----------------|--|---------------------|
| <b>Project Title</b><br>Robert Eades Park  |                 | <b>Project Number</b><br>NEW   |                     |
| <b>Project Description:</b><br><br>An existing waterfront park on College Creek, formerly known as College Creek Park, has been renamed as Robert Eades Park. The existing park is proposed to be demolished and a new park constructed, including site preparation and grading, hardscape, upland planting, shoreline planting and stabilization, site furnishings, lighting, and signage that will include a memorial, wayfinding sign, and interpretation. A schematic design has been completed. |                 |  |                     |
| <b>Financial Activity:</b>   |                 | <b>Changes from Prior Year:</b>  |                     |
|  | <u>Expended</u> | <u>Encumbered</u>  | <u>Total</u>        |
| March 31, 2020   | N/A             | N/A  | N/A                 |
| March 31, 2021   | N/A             | N/A  | N/A                 |
|  |                 |  | <b>Status:</b> N/A  |
|  |                 |  | <b>Funding:</b> N/A |
|  |                 |  | <b>Scope:</b> N/A   |
|  |                 |  | <b>Timing:</b> N/A  |
| <b>Non-City Funding Sources:</b><br>The City will pursue grant funding to pay for the construction of the project.   |                 |  |                     |
| <b>Land Use Plans:</b><br>None   |                 |  |                     |


| Capital Improvement Program |                               |               |        |        |        |        |        |                    |
|-----------------------------|-------------------------------|---------------|--------|--------|--------|--------|--------|--------------------|
| Expenditure Schedule        | Prior Approved Appropriations | FY2022 Budget | FY2023 | FY2024 | FY2025 | FY2026 | FY2027 | Total Project Cost |
| Land Acquisition            | -                             | -             | -      | -      | -      | -      | -      | -                  |
| Planning                    | -                             | -             | -      | -      | -      | -      | -      | -                  |
| Design                      | -                             | 56,000        | -      | -      | -      | -      | -      | 56,000             |
| Construction                | -                             | 404,500       | -      | -      | -      | -      | -      | 404,500            |
| City Overhead               | -                             | 23,000        | -      | -      | -      | -      | -      | 23,000             |
| <b>Total</b>                | -                             | 483,500       | -      | -      | -      | -      | -      | 483,500            |

| Capital Improvement Program |                               |               |        |        |        |        |        |                    |
|-----------------------------|-------------------------------|---------------|--------|--------|--------|--------|--------|--------------------|
| Funding Schedule            | Prior Approved Appropriations | FY2022 Budget | FY2023 | FY2024 | FY2025 | FY2026 | FY2027 | Total Project Cost |
| Bonds                       | -                             | 79,000        | -      | -      | -      | -      | -      | 79,000             |
| Pay-Go                      | -                             | -             | -      | -      | -      | -      | -      | -                  |
| Grants                      | -                             | 404,500       | -      | -      | -      | -      | -      | 404,500            |
| Other - Capital Reserve     | -                             | -             | -      | -      | -      | -      | -      | -                  |
| <b>Total</b>                | -                             | 483,500       | -      | -      | -      | -      | -      | 483,500            |

|   |                 |  |  |
|---|-----------------|--|--|
| <b>Project Title</b><br>Russell Street  |                 | <b>Project Number</b><br>40013   |  |
| <b>Project Description:</b><br><br>This project is to reconstruct Russell Street between Smithville Street and West Street (MD450) to improve pedestrian, vehicular, and bicycle access to the Bates Legacy and Community Center and the Spa Creek Trail. Improvements include a sidewalk on the west side of the street, a bike lane southbound on the street, and curb and gutter to define the street edge. This project implements a portion of the 2005 Bates Community Legacy Plan. |                 |  |  |
| <b>Financial Activity:</b>  |                 | <b>Changes from Prior Year:</b>  |  |
|   | <u>Expended</u> | <u>Encumbered</u>  | <u>Total</u>   |
| March 31, 2019  | \$ -            | \$ -   | \$ -   |
| March 31, 2020  | \$ -            | \$ -   | \$ -   |
|   |                 |  |  |
|   |                 |  | <b>Status:</b> No change - still pending due to confirmation of the existing right-of-way.   |
|   |                 |  | <b>Funding:</b> The project costs increased due to inspection costs and inflation.   |
|   |                 |  | <b>Scope:</b> No change.   |
|   |                 |  | <b>Timing:</b> Due to delays in the confirmation of the existing right of way and ownership, this project is delayed until FY2023. |
| <b>Non-City Funding Sources:</b><br>None  |                 |  |  |
| <b>Land Use Plans:</b><br>None  |                 |  |  |

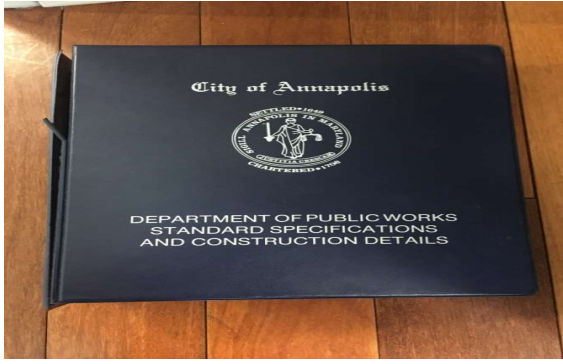
| Expenditure Schedule | Prior Approved Appropriations | FY2022 Budget | Capital Improvement Program |          |          |          |          | Total Project Cost |
|----------------------|-------------------------------|---------------|-----------------------------|----------|----------|----------|----------|--------------------|
|                      |                               |               | FY2023                      | FY2024   | FY2025   | FY2026   | FY2027   |                    |
| Land Acquisition     | -                             | -             | -                           | -        | -        | -        | -        | -                  |
| Planning             | -                             | -             | -                           | -        | -        | -        | -        | -                  |
| Design               | 111,000                       | -             | 100,000                     | -        | -        | -        | -        | 211,000            |
| Construction         | 630,950                       | -             | 69,050                      | -        | -        | -        | -        | 700,000            |
| City Overhead        | 39,050                        | -             | 8,450                       | -        | -        | -        | -        | 47,500             |
| Other                | -                             | -             | -                           | -        | -        | -        | -        | -                  |
| <b>Total</b>         | <b>781,000</b>                | <b>-</b>      | <b>177,500</b>              | <b>-</b> | <b>-</b> | <b>-</b> | <b>-</b> | <b>958,500</b>     |

| Funding Schedule        | Prior Approved Appropriations | FY2022 Budget | Capital Improvement Program |          |          |          |          | Total Project Cost |
|-------------------------|-------------------------------|---------------|-----------------------------|----------|----------|----------|----------|--------------------|
|                         |                               |               | FY2023                      | FY2024   | FY2025   | FY2026   | FY2027   |                    |
| Bonds                   | -                             | -             | 177,500                     | -        | -        | -        | -        | 177,500            |
| Pay-Go                  | -                             | -             | -                           | -        | -        | -        | -        | -                  |
| Grants                  | -                             | -             | -                           | -        | -        | -        | -        | -                  |
| Other - Capital Reserve | 781,000                       | -             | -                           | -        | -        | -        | -        | 781,000            |
| <b>Total</b>            | <b>781,000</b>                | <b>-</b>      | <b>177,500</b>              | <b>-</b> | <b>-</b> | <b>-</b> | <b>-</b> | <b>958,500</b>     |

| <b>Project Title</b><br>S. Southwood Sidewalk and Stormwater Management  |                 | <b>Project Number</b><br>40029   |                 |                   |              |                |      |      |      |                |      |      |      |  |  |
|--|-----------------|--|-----------------|-------------------|--------------|----------------|------|------|------|----------------|------|------|------|--|--|
| <b>Project Description:</b><br><br>This project is for the installation of sidewalks, curbs, gutters, and roadway construction in the South Southwood area, an area that includes almost three miles of roads with and approximate 40 foot right-of- way. A feasibility study of the existing infrastructure will determine potential areas for connecting missing sidewalk sections and upgrading the existing sidewalks to be ADA compliant. The project includes evaluating stormwater management to address drainage complaints and to treat runoff from the additional impervious area due to the new sidewalks. It also includes treatment of the existing impervious area and evaluating the storm drain system to determine whether additional infrastructure is needed. The City will have to acquire right-of-way for installation of sidewalks, curb, gutter and roadway as necessary. This project assumes that the necessary rights-of-way for the installation of sidewalks, curbs, gutters, and roadways will be donated to the City and not purchased. |                 |  |                 |                   |              |                |      |      |      |                |      |      |      |  |  |
| <b>Financial Activity:</b><br><br><table border="1"> <thead> <tr> <th></th> <th><u>Expended</u></th> <th><u>Encumbered</u></th> <th><u>Total</u></th> </tr> </thead> <tbody> <tr> <td>March 31, 2020</td> <td>\$ -</td> <td>\$ -</td> <td>\$ -</td> </tr> <tr> <td>March 31, 2021</td> <td>\$ -</td> <td>\$ -</td> <td>\$ -</td> </tr> </tbody> </table>   |                 |  | <u>Expended</u> | <u>Encumbered</u> | <u>Total</u> | March 31, 2020 | \$ - | \$ - | \$ - | March 31, 2021 | \$ - | \$ - | \$ - | <b>Changes from Prior Year:</b><br><br><b>Status:</b> This project is on hold until a project initiation form has been completed.<br><br><b>Funding:</b> No change.<br><br><b>Scope:</b> A project initiation form (PIF) will be completed by DPW to address any scope changes.<br><br><b>Timing:</b> This project is on hold. |  |
|  | <u>Expended</u> | <u>Encumbered</u>  | <u>Total</u>    |                   |              |                |      |      |      |                |      |      |      |  |  |
| March 31, 2020   | \$ -            | \$ -   | \$ -            |                   |              |                |      |      |      |                |      |      |      |  |  |
| March 31, 2021   | \$ -            | \$ -   | \$ -            |                   |              |                |      |      |      |                |      |      |      |  |  |
| <b>Non-City Funding Sources:</b><br>None   |                 |  |                 |                   |              |                |      |      |      |                |      |      |      |  |  |
| <b>Land Use Plans:</b><br>Comprehensive Plan and Transportation Goals  |                 |  |                 |                   |              |                |      |      |      |                |      |      |      |  |  |


| Expenditure Schedule | Prior Approved Appropriations | FY2022 Budget | Capital Improvement Program |          |          |          |          | Total Project Cost |
|----------------------|-------------------------------|---------------|-----------------------------|----------|----------|----------|----------|--------------------|
|                      |                               |               | FY2023                      | FY2024   | FY2025   | FY2026   | FY2027   |                    |
| Land Acquisition     | -                             | -             | -                           | -        | -        | -        | -        | -                  |
| Planning             | 50,000                        | -             | -                           | -        | -        | -        | -        | 50,000             |
| Design               | -                             | -             | -                           | -        | -        | -        | -        | -                  |
| Construction         | -                             | -             | -                           | -        | -        | -        | -        | -                  |
| City Overhead        | 2,500                         | -             | -                           | -        | -        | -        | -        | 2,500              |
| Other                | -                             | -             | -                           | -        | -        | -        | -        | -                  |
| <b>Total</b>         | <b>52,500</b>                 | <b>-</b>      | <b>-</b>                    | <b>-</b> | <b>-</b> | <b>-</b> | <b>-</b> | <b>52,500</b>      |

| Funding Schedule        | Prior Approved Appropriations | FY2022 Budget | Capital Improvement Program |          |          |          |          | Total Project Cost |
|-------------------------|-------------------------------|---------------|-----------------------------|----------|----------|----------|----------|--------------------|
|                         |                               |               | FY2023                      | FY2024   | FY2025   | FY2026   | FY2027   |                    |
| Bonds                   | 52,500                        | -             | -                           | -        | -        | -        | -        | 52,500             |
| Pay-Go                  | -                             | -             | -                           | -        | -        | -        | -        | -                  |
| Grants                  | -                             | -             | -                           | -        | -        | -        | -        | -                  |
| Other - Capital Reserve | -                             | -             | -                           | -        | -        | -        | -        | -                  |
| <b>Total</b>            | <b>52,500</b>                 | <b>-</b>      | <b>-</b>                    | <b>-</b> | <b>-</b> | <b>-</b> | <b>-</b> | <b>52,500</b>      |

| <b>Project Title</b><br>Standard Specifications and Construction Details  | <b>Project Number</b><br>50022   |                   |                   |              |                |           |            |            |                |           |           |            |  |
|---|--|-------------------|-------------------|--------------|----------------|-----------|------------|------------|----------------|-----------|-----------|------------|--|
| <b>Project Description:</b><br><br>The current Standard Specifications and Construction Details were issued in August 1988. The Standard Specifications and Construction Details ensure land developers and engineers design and construct infrastructure that meet Annapolis' requirements. The Standard Specifications and Details are applicable to developer and City of Annapolis capital projects and ensure consistency across all projects. The current Standard Specifications and Construction Details require a thorough update and need to be available electronically. Additionally, the specifications and details need to be updated every year. |  |                   |                   |              |                |           |            |            |                |           |           |            |  |
| <b>Financial Activity:</b><br><br><table border="1"> <thead> <tr> <th></th> <th><u>Expended</u></th> <th><u>Encumbered</u></th> <th><u>Total</u></th> </tr> </thead> <tbody> <tr> <td>March 31, 2020</td> <td>\$ 27,253</td> <td>\$ 140,521</td> <td>\$ 167,774</td> </tr> <tr> <td>March 31, 2021</td> <td>\$ 98,419</td> <td>\$ 71,264</td> <td>\$ 169,683</td> </tr> </tbody> </table>   |  | <u>Expended</u>   | <u>Encumbered</u> | <u>Total</u> | March 31, 2020 | \$ 27,253 | \$ 140,521 | \$ 167,774 | March 31, 2021 | \$ 98,419 | \$ 71,264 | \$ 169,683 | <b>Changes from Prior Year:</b><br><br><b>Status:</b> A draft is expected to be completed by Spring 2021.<br><b>Funding:</b> No change.<br><b>Scope:</b> No change.<br><b>Timing:</b> This project is anticipated to be completed in 2021. |
|   | <u>Expended</u>  | <u>Encumbered</u> | <u>Total</u>      |              |                |           |            |            |                |           |           |            |  |
| March 31, 2020  | \$ 27,253  | \$ 140,521        | \$ 167,774        |              |                |           |            |            |                |           |           |            |  |
| March 31, 2021  | \$ 98,419  | \$ 71,264         | \$ 169,683        |              |                |           |            |            |                |           |           |            |  |
| <b>Non-City Funding Sources:</b><br>None  |  |                   |                   |              |                |           |            |            |                |           |           |            |  |
| <b>Land Use Plans:</b><br>None  |  |                   |                   |              |                |           |            |            |                |           |           |            |  |

| Expenditure Schedule | Prior Approved Appropriations | FY2022 Budget | Improvement |          |          |          |          | Total Project Cost |
|----------------------|-------------------------------|---------------|-------------|----------|----------|----------|----------|--------------------|
|                      |                               |               | FY2023      | FY2024   | FY2025   | FY2026   | FY2027   |                    |
| Land Acquisition     | -                             | -             | -           | -        | -        | -        | -        | -                  |
| Planning             | -                             | -             | -           | -        | -        | -        | -        | -                  |
| Design               | 304,500                       | -             | -           | -        | -        | -        | -        | 304,500            |
| Construction         | -                             | -             | -           | -        | -        | -        | -        | -                  |
| City Overhead        | 15,750                        | -             | -           | -        | -        | -        | -        | 15,750             |
| Other                | -                             | -             | -           | -        | -        | -        | -        | -                  |
| <b>Total</b>         | <b>320,250</b>                | <b>-</b>      | <b>-</b>    | <b>-</b> | <b>-</b> | <b>-</b> | <b>-</b> | <b>320,250</b>     |


| Funding Schedule      | Prior Approved Appropriations | FY2022 Budget | Improvement |          |          |          |          | Total Project Cost |
|-----------------------|-------------------------------|---------------|-------------|----------|----------|----------|----------|--------------------|
|                       |                               |               | FY2023      | FY2024   | FY2025   | FY2026   | FY2027   |                    |
| Bonds                 | -                             | -             | -           | -        | -        | -        | -        | -                  |
| Pay-Go - Sewer Fund   | 106,750                       | -             | -           | -        | -        | -        | -        | 106,750            |
| Pay-Go - Water Fund   | 106,750                       | -             | -           | -        | -        | -        | -        | 106,750            |
| Pay-Go - General Fund | -                             | -             | -           | -        | -        | -        | -        | -                  |
| Grants                | -                             | -             | -           | -        | -        | -        | -        | -                  |
| Capital Reserve       | 106,750                       | -             | -           | -        | -        | -        | -        | 106,750            |
| <b>Total</b>          | <b>320,250</b>                | <b>-</b>      | <b>-</b>    | <b>-</b> | <b>-</b> | <b>-</b> | <b>-</b> | <b>320,250</b>     |

|  |  |  |  |
|--|--|--|--|
| <b>Project Title</b><br>Traffic Signal Rehabilitation  |  | <b>Project Number</b><br>50018   |  |
| <b>Project Description:</b><br><br>This project provides for the evaluation and prioritization of citywide traffic signal repairs to the existing signal heads, controllers, poles, and detection equipment with upgrades, including camera detection; actuated pedestrian signals (APS); and coordinated signal timing. |  |  |  |
| <b>Financial Activity:</b>   |  | <b>Changes from Prior Year:</b>  |  |
|  | <u>Expended</u> <u>Encumbered</u> <u>Total</u> | <b>Status:</b>   | A city-wide traffic signal assessment has been completed. The Church Circle traffic signals have been identified as the highest priority to replace due to significant structural deterioration. |
| March 31, 2020   | \$ 33,861    \$ -    \$ 33,861                 | <b>Funding:</b>  | Additional funding added in FY2025-FY2027 based on the city-wide assessment.   |
| March 31, 2021   | \$ 130,484    \$ 59,867    \$ 190,351          | <b>Scope:</b>  | An extensive list of reconstruction and upgrade projects has been identified and prioritized.  |
|  |  | <b>Timing:</b>   | The Church Circle replacement signal design is expected to be completed by June 2021.  |
| <b>Non-City Funding Sources:</b><br>None   |  |  |  |
| <b>Land Use Plans:</b><br>None   |  |  |  |

| Expenditure Schedule | Prior Approved Appropriations | FY2022 Budget  | Capital Improvement Program |                |                |                |                | Total Project Cost |
|----------------------|-------------------------------|----------------|-----------------------------|----------------|----------------|----------------|----------------|--------------------|
|                      |                               |                | FY2023                      | FY2024         | FY2025         | FY2026         | FY2027         |                    |
| Land Acquisition     | -                             | -              | -                           | -              | -              | -              | -              | -                  |
| Planning             | 100,000                       | -              | -                           | -              | -              | -              | -              | 100,000            |
| Design               | 150,000                       | -              | -                           | -              | -              | -              | -              | 150,000            |
| Construction         | 267,750                       | 650,750        | 483,100                     | 483,100        | 500,000        | 500,000        | 500,000        | 3,384,700          |
| City Overhead        | 27,250                        | 34,250         | 25,400                      | 25,400         | 25,000         | 25,000         | 25,000         | 187,300            |
| Other                | -                             | -              | -                           | -              | -              | -              | -              | -                  |
| <b>Total</b>         | <b>545,000</b>                | <b>685,000</b> | <b>508,500</b>              | <b>508,500</b> | <b>525,000</b> | <b>525,000</b> | <b>525,000</b> | <b>3,822,000</b>   |


| Funding Schedule | Prior Approved Appropriations | FY2022 Budget  | Capital Improvement Program |                |                |                |                | Total Project Cost |
|------------------|-------------------------------|----------------|-----------------------------|----------------|----------------|----------------|----------------|--------------------|
|                  |                               |                | FY2023                      | FY2024         | FY2025         | FY2026         | FY2027         |                    |
| Bonds            | 545,000                       | 685,000        | 508,500                     | 508,500        | 525,000        | 525,000        | 525,000        | 3,822,000          |
| Pay-Go           | -                             | -              | -                           | -              | -              | -              | -              | -                  |
| Grants           | -                             | -              | -                           | -              | -              | -              | -              | -                  |
| Other            | -                             | -              | -                           | -              | -              | -              | -              | -                  |
| <b>Total</b>     | <b>545,000</b>                | <b>685,000</b> | <b>508,500</b>              | <b>508,500</b> | <b>525,000</b> | <b>525,000</b> | <b>525,000</b> | <b>3,822,000</b>   |



|   |                 |  |  |
|---|-----------------|--|--|
| <b>Project Title</b><br>Trail Connections   |                 | <b>Project Number</b><br>50010   |  |
| <b>Project Description:</b><br><br>This project consists of several components to create a more cohesive trail system in the City as recommended in the Bicycle Master Plan (2012). This project improves the safety of bike travel and supports City policy to encourage alternative transportation options. The project may include planning, land acquisition, design, and construction. FY2021 funds will be used to complete project planning and start project design and construction of the West East Expressway (WEE). Construction work will be done in phases by location. Project work will also include determination and initiation of possible land easements. |                 |  |  |
| <b>Financial Activity:</b>  |                 | <b>Changes from Prior Year:</b>  |  |
|   | <u>Expended</u> | <u>Encumbered</u>  | <u>Total</u>   |
| March 31, 2020  | \$ 24,366       | \$ 2,500   | \$ 26,866  |
| March 31, 2021  | \$ 28,076       | \$ 5,400   | \$ 33,476  |
|   |                 |  | <b>Status:</b> Construction to connect existing linkages will begin in FY2022.   |
|   |                 |  | <b>Funding:</b> The DNR grant was not awarded. The MDOT grant awarded in FY2021 was \$224,000 not \$281,582 and was for design not construction costs. |
|   |                 |  | <b>Scope:</b> No change.   |
|   |                 |  | <b>Timing:</b> Project is on schedule.   |
| <b>Non-City Funding Sources:</b><br>Maryland Department of Transportation Maryland Bikeways - \$224,000   |                 |  |  |
| <b>Land Use Plans:</b><br>Comprehensive Plan and Quality of Life Goals  |                 |  |  |


| Expenditure Schedule | Prior Approved Appropriations | FY2022 Budget   | Capital Improvement Program |          |          |          |          | Total Project Cost |
|----------------------|-------------------------------|-----------------|-----------------------------|----------|----------|----------|----------|--------------------|
|                      |                               |                 | FY2023                      | FY2024   | FY2025   | FY2026   | FY2027   |                    |
| Land Acquisition     | -                             | 30,000          | -                           | -        | -        | -        | -        | 30,000             |
| Planning             | 137,666                       | -               | -                           | -        | -        | -        | -        | 137,666            |
| Design               | 45,000                        | 254,000         | -                           | -        | -        | -        | -        | 299,000            |
| Construction         | 331,582                       | (331,582)       | -                           | -        | -        | -        | -        | -                  |
| City Overhead        | 21,100                        | 3,000           | -                           | -        | -        | -        | -        | 24,100             |
| Other                | -                             | -               | -                           | -        | -        | -        | -        | -                  |
| <b>Total</b>         | <b>535,348</b>                | <b>(44,582)</b> | <b>-</b>                    | <b>-</b> | <b>-</b> | <b>-</b> | <b>-</b> | <b>490,766</b>     |

| Funding Schedule | Prior Approved Appropriations | FY2022 Budget   | Capital Improvement Program |          |          |          |          | Total Project Cost |
|------------------|-------------------------------|-----------------|-----------------------------|----------|----------|----------|----------|--------------------|
|                  |                               |                 | FY2023                      | FY2024   | FY2025   | FY2026   | FY2027   |                    |
| Bonds            | 92,666                        | 63,000          | -                           | -        | -        | -        | -        | 155,666            |
| Pay-Go           | -                             | -               | -                           | -        | -        | -        | -        | -                  |
| Grants           | 331,582                       | (107,582)       | -                           | -        | -        | -        | -        | 224,000            |
| Capital Reserve  | 111,100                       | -               | -                           | -        | -        | -        | -        | 111,100            |
| <b>Total</b>     | <b>535,348</b>                | <b>(44,582)</b> | <b>-</b>                    | <b>-</b> | <b>-</b> | <b>-</b> | <b>-</b> | <b>490,766</b>     |

|  |                        |  |                     |
|--|------------------------|--|---------------------|
| <b>Project Title</b><br>Truxtun Heights Storm Drainage Improvements  |                        | <b>Project Number</b><br>40030   |                     |
| <b>Project Description:</b><br><br>The Truxtun Heights neighborhood and surrounding area was originally constructed with little concern for adequate stormwater management. Flooding along the streets creates hazardous roadway conditions, and flooding on private property has been documented. The nuisance flooding also causes erosion in the area. Preliminary watershed analysis studies are scheduled to begin during the spring of 2020. This new project for FY2021 will design and construct infrastructure solutions to address the stormwater needs of the area. |                        |                    |                     |
| <b>Financial Activity:</b>   |                        | <b>Changes from Prior Year:</b>  |                     |
| March 31, 2020   | <u>Expended</u><br>N/A | <u>Encumbered</u><br>N/A   | <u>Total</u><br>N/A |
| March 31, 2021   | \$ -                   | \$ -   | \$ -                |
|  |                        | <b>Status:</b> The project has been delayed.   |                     |
|  |                        | <b>Funding:</b> No change.   |                     |
|  |                        | <b>Scope:</b> A project initiation form (PIF) will be completed by DPW to address any scope changes. |                     |
|  |                        | <b>Timing:</b> The project has been delayed until FY2024.  |                     |
| <b>Non-City Funding Sources:</b><br>None   |                        |  |                     |
| <b>Land Use Plans:</b><br>Comprehensive Plan   |                        |  |                     |


| Expenditure Schedule | Prior Approved Appropriations | FY2022 Budget | Capital Improvement Program |                  |          |          |          | Total Project Cost |
|----------------------|-------------------------------|---------------|-----------------------------|------------------|----------|----------|----------|--------------------|
|                      |                               |               | FY2023                      | FY2024           | FY2025   | FY2026   | FY2027   |                    |
| Land Acquisition     | -                             | -             | -                           | -                | -        | -        | -        | -                  |
| Planning             | -                             | -             | -                           | -                | -        | -        | -        | -                  |
| Design               | 300,000                       | -             | -                           | -                | -        | -        | -        | 300,000            |
| Construction         | -                             | -             | -                           | 2,813,187        | -        | -        | -        | 2,813,187          |
| City Overhead        | 15,000                        | -             | -                           | 148,063          | -        | -        | -        | 163,063            |
| Other                | 30,000                        | -             | -                           | -                | -        | -        | -        | 30,000             |
| <b>Total</b>         | <b>345,000</b>                | <b>-</b>      | <b>-</b>                    | <b>2,961,250</b> | <b>-</b> | <b>-</b> | <b>-</b> | <b>3,306,250</b>   |

| Funding Schedule | Prior Approved Appropriations | FY2022 Budget | Capital Improvement Program |                  |          |          |          | Total Project Cost |
|------------------|-------------------------------|---------------|-----------------------------|------------------|----------|----------|----------|--------------------|
|                  |                               |               | FY2023                      | FY2024           | FY2025   | FY2026   | FY2027   |                    |
| Bonds            | 345,000                       | -             | -                           | 2,961,250        | -        | -        | -        | 3,306,250          |
| Pay-Go (WRF)     | -                             | -             | -                           | -                | -        | -        | -        | -                  |
| Grants           | -                             | -             | -                           | -                | -        | -        | -        | -                  |
| Other            | -                             | -             | -                           | -                | -        | -        | -        | -                  |
| <b>Total</b>     | <b>345,000</b>                | <b>-</b>      | <b>-</b>                    | <b>2,961,250</b> | <b>-</b> | <b>-</b> | <b>-</b> | <b>3,306,250</b>   |

|  |                 |  |              |
|--|-----------------|--|--------------|
| <b>Project Title</b><br>Truxtun Park Swimming Pool   |                 | <b>Project Number</b><br>50008   |              |
| <b>Project Description:</b><br><br>Construction of the pool began in September 2019 and completion is expected in June 2020. The new pool facilities will include a new bathhouse; a competitive 25-yard, six-lane lap pool; a family leisure pool; a splash pad; a snack bar; ample-shaded patio areas; security; new furniture; and a new parking lot. The new pool and bathhouse will comply with the Americans with Disabilities Act guidelines and the City's 2019 Stormwater Policy. In addition, the project has incorporated additional erosion and sediment control measures during construction. |                 |  |              |
| <b>Financial Activity:</b>   |                 | <b>Changes from Prior Year:</b>  |              |
|  | <u>Expended</u> | <u>Encumbered</u>  | <u>Total</u> |
| March 31, 2020   | \$ 2,394,338    | \$ 2,075,449   | \$ 4,469,787 |
| March 31, 2021   | \$ 4,843,571    | \$ -   | \$ 4,843,571 |
|  |                 | <b>Status:</b> The Final Use & Occupancy permit was issued January 11, 2021.       |              |
|  |                 | <b>Funding:</b> No change.   |              |
|  |                 | <b>Scope:</b> No change.   |              |
|  |                 | <b>Timing:</b> The project is complete.  |              |
| <b>Non-City Funding Sources:</b><br>Project Open Space - Development<br>Prior Approved: Sale of Eisenhower \$3,100,000.  |                 |  |              |
| <b>Land Use Plans:</b><br>Comprehensive Plan and Quality of Life Goals   |                 |  |              |


| Capital Improvement Program |                               |               |          |          |          |          |          |                    |
|-----------------------------|-------------------------------|---------------|----------|----------|----------|----------|----------|--------------------|
| Expenditure Schedule        | Prior Approved Appropriations | FY2022 Budget | FY2023   | FY2024   | FY2025   | FY2026   | FY2027   | Total Project Cost |
| Land Acquisition            | -                             | -             | -        | -        | -        | -        | -        | -                  |
| Planning                    | -                             | -             | -        | -        | -        | -        | -        | -                  |
| Design                      | 460,795                       | -             | -        | -        | -        | -        | -        | 460,795            |
| Construction                | 3,714,205                     | -             | -        | -        | -        | -        | -        | 3,714,205          |
| City Overhead               | 216,000                       | -             | -        | -        | -        | -        | -        | 216,000            |
| Other                       | 560,000                       | -             | -        | -        | -        | -        | -        | 560,000            |
| <b>Total</b>                | <b>4,951,000</b>              | <b>-</b>      | <b>-</b> | <b>-</b> | <b>-</b> | <b>-</b> | <b>-</b> | <b>4,951,000</b>   |

| Capital Improvement Program |                               |               |          |          |          |          |          |                    |
|-----------------------------|-------------------------------|---------------|----------|----------|----------|----------|----------|--------------------|
| Funding Schedule            | Prior Approved Appropriations | FY2022 Budget | FY2023   | FY2024   | FY2025   | FY2026   | FY2027   | Total Project Cost |
| Bonds                       | 281,311                       | -             | -        | -        | -        | -        | -        | 281,311            |
| Pay-Go                      | 389                           | -             | -        | -        | -        | -        | -        | 389                |
| Grants                      | 618,300                       | -             | -        | -        | -        | -        | -        | 618,300            |
| Other-Capital Reserve       | 753,000                       | -             | -        | -        | -        | -        | -        | 753,000            |
| Other-Watershed Fund        |                               |               |          |          |          |          |          |                    |
| Pay-Go                      | 198,000                       | -             | -        | -        | -        | -        | -        | 198,000            |
| Other- Sale of Eisenhower   | 3,100,000                     | -             | -        | -        | -        | -        | -        | 3,100,000          |
| <b>Total</b>                | <b>4,951,000</b>              | <b>-</b>      | <b>-</b> | <b>-</b> | <b>-</b> | <b>-</b> | <b>-</b> | <b>4,951,000</b>   |

|   |                 |  |              |
|---|-----------------|--|--------------|
| <b>Project Title</b><br>Truxtun Park Tennis Courts and Fence  |                 | <b>Project Number</b><br>83002   |              |
| <b>Project Description:</b><br><br>The twelve tennis courts located at Truxtun Park are in need of refurbishment, and the surrounding fences need to be replaced. The courts will be repaired and resurfaced, and the fences and entrance gates will be replaced. Some courts will be converted into pickleball courts. |                 |  |              |
| <b>Financial Activity:</b>  |                 | <b>Changes from Prior Year:</b>  |              |
|   | <u>Expended</u> | <u>Encumbered</u>  | <u>Total</u> |
| March 31, 2020  | \$ 105,754      | \$ 475,465   | \$ 581,219   |
| March 31, 2021  | \$ 550,713      | \$ 413,500   | \$ 964,213   |
|   |                 | <b>Status:</b> Construction is ongoing for the project.                            |              |
|   |                 | <b>Funding:</b> No change.   |              |
|   |                 | <b>Scope:</b> No change.   |              |
|   |                 | <b>Timing:</b> Anticipated completion date for all courts is Spring 2021.          |              |
| <b>Non-City Funding Sources:</b><br>Project Open Space - Development  |                 |  |              |
| <b>Land Use Plans:</b><br>Comprehensive Plan and Quality of Life Goals  |                 |  |              |


| Capital Improvement Program |                               |               |        |        |        |        |        |                    |
|-----------------------------|-------------------------------|---------------|--------|--------|--------|--------|--------|--------------------|
| Expenditure Schedule        | Prior Approved Appropriations | FY2022 Budget | FY2023 | FY2024 | FY2025 | FY2026 | FY2027 | Total Project Cost |
| Land Acquisition            | -                             | -             | -      | -      | -      | -      | -      | -                  |
| Planning                    | -                             | -             | -      | -      | -      | -      | -      | -                  |
| Design                      | 153,403                       | -             | -      | -      | -      | -      | -      | 153,403            |
| Construction                | 829,520                       | -             | -      | -      | -      | -      | -      | 829,520            |
| City Overhead               | 50,680                        | -             | -      | -      | -      | -      | -      | 50,680             |
| Other                       | -                             | -             | -      | -      | -      | -      | -      | -                  |
| <b>Total</b>                | 1,033,603                     | -             | -      | -      | -      | -      | -      | 1,033,603          |

| Capital Improvement Program |                               |               |        |        |        |        |        |                    |
|-----------------------------|-------------------------------|---------------|--------|--------|--------|--------|--------|--------------------|
| Funding Schedule            | Prior Approved Appropriations | FY2022 Budget | FY2023 | FY2024 | FY2025 | FY2026 | FY2027 | Total Project Cost |
| Bonds                       | 573,403                       | -             | -      | -      | -      | -      | -      | 573,403            |
| Pay-Go                      | -                             | -             | -      | -      | -      | -      | -      | -                  |
| Grants                      | 460,200                       | -             | -      | -      | -      | -      | -      | 460,200            |
| Capital Reserve             | -                             | -             | -      | -      | -      | -      | -      | -                  |
| Other                       | -                             | -             | -      | -      | -      | -      | -      | -                  |
| <b>Total</b>                | 1,033,603                     | -             | -      | -      | -      | -      | -      | 1,033,603          |

|   |  |  |  |
|---|--|--|--|
| <b>Project Title</b><br>Tucker Street Boat Ramp   |  | <b>Project Number</b><br>50023   |  |
| <b>Project Description:</b><br><br>This project is to demolish the existing ramp and build a new ramp, an ADA-compliant dock, and a kayak launch. |  |  |  |
| <b>Financial Activity:</b>  |  | <b>Changes from Prior Year:</b>  |  |
|   | <u>Expended</u> <u>Encumbered</u> <u>Total</u> | <b>Status:</b>   | A neighborhood response poll has been completed. The project is in the design phase. |
| March 31, 2020  | \$       -      \$       -      \$       -     | <b>Funding:</b>  | No change.   |
| March 31, 2021  | \$       -      \$       -      \$       -     | <b>Scope:</b>  | No change.   |
|   |  | <b>Timing:</b>   | The project will be completed in FY2021.   |
| <b>Non-City Funding Sources:</b><br>None  |  |  |  |
| <b>Land Use Plans:</b><br>None  |  |  |  |


| Expenditure Schedule | Prior Approved Appropriations | FY2022 Budget | Capital Improvement Program |          |          |          |          | Total Project Cost |
|----------------------|-------------------------------|---------------|-----------------------------|----------|----------|----------|----------|--------------------|
|                      |                               |               | FY2023                      | FY2024   | FY2025   | FY2026   | FY2027   |                    |
| Land Acquisition     | -                             | -             | -                           | -        | -        | -        | -        | -                  |
| Planning             | -                             | -             | -                           | -        | -        | -        | -        | -                  |
| Design               | 29,000                        | -             | -                           | -        | -        | -        | -        | 29,000             |
| Construction         | 273,157                       | -             | -                           | -        | -        | -        | -        | 273,157            |
| City Overhead        | 15,843                        | -             | -                           | -        | -        | -        | -        | 15,843             |
| Other                | -                             | -             | -                           | -        | -        | -        | -        | -                  |
| <b>Total</b>         | <b>318,000</b>                | <b>-</b>      | <b>-</b>                    | <b>-</b> | <b>-</b> | <b>-</b> | <b>-</b> | <b>318,000</b>     |

| Funding Schedule | Prior Approved Appropriations | FY2022 Budget | Capital Improvement Program |          |          |          |          | Total Project Cost |
|------------------|-------------------------------|---------------|-----------------------------|----------|----------|----------|----------|--------------------|
|                  |                               |               | FY2023                      | FY2024   | FY2025   | FY2026   | FY2027   |                    |
| Bonds            | 318,000                       | -             | -                           | -        | -        | -        | -        | 318,000            |
| Pay-Go           | -                             | -             | -                           | -        | -        | -        | -        | -                  |
| Grants           | -                             | -             | -                           | -        | -        | -        | -        | -                  |
| Other            | -                             | -             | -                           | -        | -        | -        | -        | -                  |
| <b>Total</b>     | <b>318,000</b>                | <b>-</b>      | <b>-</b>                    | <b>-</b> | <b>-</b> | <b>-</b> | <b>-</b> | <b>318,000</b>     |

|  |                 |  |   |
|--|-----------------|--|---|
| <b>Project Title</b><br>Upgrade City Coordinate System   |                 | <b>Project Number</b><br>50017   |   |
| <b>Project Description:</b><br><br>This project will upgrade the City's Proprietary Grid system from the 1920's to the NAD 83 system. The proprietary system will not be abandoned because it will be necessary for use with certain record documents; however, the two systems will be integrated. By upgrading to NAS 83, integration between many of the GIS applications is expected to become more seamless and accurate. |                 |  |   |
| <b>Financial Activity:</b>   |                 | <b>Changes from Prior Year:</b>  |   |
|  | <u>Expended</u> | <u>Encumbered</u>  | <u>Total</u>  |
| March 31, 2020   | \$ -            | \$ -   | \$ -  |
| March 31, 2021   | \$ -            | \$ 11,500  | \$ 11,500   |
|  |                 |  |   |
|  |                 |  | <b>Status:</b> DPW expects to award a contract for field work by the end of FY2021. |
|  |                 |  | <b>Funding:</b> No change.  |
|  |                 |  | <b>Scope:</b> No change.  |
|  |                 |  | <b>Timing:</b> No change.   |
| <b>Non-City Funding Sources:</b><br>None   |                 |  |   |
| <b>Land Use Plans:</b><br>None   |                 |  |   |


| Expenditure Schedule | Prior Approved Appropriations | FY2022 Budget | Capital Improvement Program |          |          |          |          | Total Project Cost |
|----------------------|-------------------------------|---------------|-----------------------------|----------|----------|----------|----------|--------------------|
|                      |                               |               | FY2023                      | FY2024   | FY2025   | FY2026   | FY2027   |                    |
| Land Acquisition     | -                             | -             | -                           | -        | -        | -        | -        | -                  |
| Planning             | -                             | -             | -                           | -        | -        | -        | -        | -                  |
| Design               | -                             | -             | -                           | -        | -        | -        | -        | -                  |
| Construction         | -                             | -             | -                           | -        | -        | -        | -        | -                  |
| City Overhead        | -                             | -             | -                           | -        | -        | -        | -        | -                  |
| Other - Technology   | 460,100                       | -             | -                           | -        | -        | -        | -        | 460,100            |
| <b>Total</b>         | <b>460,100</b>                | <b>-</b>      | <b>-</b>                    | <b>-</b> | <b>-</b> | <b>-</b> | <b>-</b> | <b>460,100</b>     |

| Funding Schedule        | Prior Approved Appropriations | FY2022 Budget | Capital Improvement Program |          |          |          |          | Total Project Cost |
|-------------------------|-------------------------------|---------------|-----------------------------|----------|----------|----------|----------|--------------------|
|                         |                               |               | FY2023                      | FY2024   | FY2025   | FY2026   | FY2027   |                    |
| Bonds                   | 460,100                       | -             | -                           | -        | -        | -        | -        | 460,100            |
| Pay-Go                  | -                             | -             | -                           | -        | -        | -        | -        | -                  |
| Grants                  | -                             | -             | -                           | -        | -        | -        | -        | -                  |
| Other - Capital Reserve | -                             | -             | -                           | -        | -        | -        | -        | -                  |
| <b>Total</b>            | <b>460,100</b>                | <b>-</b>      | <b>-</b>                    | <b>-</b> | <b>-</b> | <b>-</b> | <b>-</b> | <b>460,100</b>     |

|  |                 |  |   |
|--|-----------------|--|---|
| <b>Project Title</b><br>Waterway Improvement Project- 6th Street   |                 | <b>Project Number</b><br>84525   |   |
| <b>Project Description:</b><br><br>This project will dredge the immediate area in front of 6th Street to increase water depth. An American Disabilities Act (ADA) compliant ramp to access a new floating dock will also be installed. |                 |  |   |
| <b>Financial Activity:</b>   |                 | <b>Changes from Prior Year:</b>  |   |
|  | <u>Expended</u> | <u>Encumbered</u>  | <u>Total</u>  |
| March 31, 2020   | \$ -            | \$ -   | \$ -  |
| March 31, 2021   | \$ -            | \$ -   | \$ -  |
|  |                 |  |   |
|  |                 |  | <b>Status:</b> Concept designs will be completed in the Summer of 2021.                             |
|  |                 |  | <b>Funding:</b> No change.  |
|  |                 |  | <b>Scope:</b> No change.  |
|  |                 |  | <b>Timing:</b> Permitting will be completed in 2022 and construction is estimated to begin in 2023. |
| <b>Non-City Funding Sources:</b><br>Department of Natural Resources State Waterway Improvement Grant   |                 |  |   |
| <b>Land Use Plans:</b><br>Comprehensive Plan and Environmental Protection Goals  |                 |  |   |

| Expenditure Schedule | Prior Approved Appropriations | FY2022 Budget | Capital Improvement Program |        |        |        |        | Total Project Cost |
|----------------------|-------------------------------|---------------|-----------------------------|--------|--------|--------|--------|--------------------|
|                      |                               |               | FY2023                      | FY2024 | FY2025 | FY2026 | FY2027 |                    |
| Land Acquisition     | -                             | -             | -                           | -      | -      | -      | -      | -                  |
| Planning             | -                             | -             | -                           | -      | -      | -      | -      | -                  |
| Design               | -                             | -             | -                           | -      | -      | -      | -      | -                  |
| Construction         | -                             | 99,000        | -                           | -      | -      | -      | -      | 99,000             |
| City Overhead        | -                             | 5,000         | -                           | -      | -      | -      | -      | 5,000              |
| Other                | -                             | -             | -                           | -      | -      | -      | -      | -                  |
| <b>Total</b>         | -                             | 104,000       | -                           | -      | -      | -      | -      | 104,000            |


| Funding Schedule        | Prior Approved Appropriations | FY2022 Budget | Capital Improvement Program |        |        |        |        | Total Project Cost |
|-------------------------|-------------------------------|---------------|-----------------------------|--------|--------|--------|--------|--------------------|
|                         |                               |               | FY2023                      | FY2024 | FY2025 | FY2026 | FY2027 |                    |
| Bonds                   | -                             | -             | -                           | -      | -      | -      | -      | -                  |
| Pay-Go                  | -                             | -             | -                           | -      | -      | -      | -      | -                  |
| Grants                  | -                             | 99,000        | -                           | -      | -      | -      | -      | 99,000             |
| Other - Capital Reserve | -                             | 5,000         | -                           | -      | -      | -      | -      | 5,000              |
| <b>Total</b>            | -                             | 104,000       | -                           | -      | -      | -      | -      | 104,000            |

|   |  |  |  |
|---|--|--|--|
| <b>Project Title</b><br>Waterway Improvement Project - Cheston Ave  |  | <b>Project Number</b><br>84527/84573   |  |
| <b>Project Description:</b><br><br>This project will replace the bulkhead at Cheston Avenue and add a floating dock secured by two pilings. The existing submerged gravel wetland will be enhanced by removing dead plants and weeds and replacing them with plants native to Maryland. |  |  |  |
| <b>Financial Activity:</b>  |  | <b>Changes from Prior Year:</b>  |  |
|   | <u>Expended</u> <u>Encumbered</u> <u>Total</u> | <b>Status:</b>   | This project is in the design phase.   |
| March 31, 2020  | \$ -      \$ -      \$ -                       | <b>Funding:</b>  | No change.   |
| March 31, 2021  | \$ 8,832      \$ 66,858      \$ 75,690         | <b>Scope:</b>  | No change.   |
|   |  | <b>Timing:</b>   | Design and permitting will be completed in 2021. Construction is estimated to begin in the Spring of 2022. |
| <b>Non-City Funding Sources:</b><br>Department of Natural Resources State Waterway Improvement Grant  |  |  |  |
| <b>Land Use Plans:</b><br>Comprehensive Plan and Environmental Protection Goals   |  |  |  |

| Expenditure Schedule | Prior Approved Appropriations | FY2022 Budget  | Capital Improvement Program |          |          |          |          | Total Project Cost |
|----------------------|-------------------------------|----------------|-----------------------------|----------|----------|----------|----------|--------------------|
|                      |                               |                | FY2023                      | FY2024   | FY2025   | FY2026   | FY2027   |                    |
| Land Acquisition     | -                             | -              | -                           | -        | -        | -        | -        | -                  |
| Planning             | -                             | -              | -                           | -        | -        | -        | -        | -                  |
| Design               | -                             | -              | -                           | -        | -        | -        | -        | -                  |
| Construction         | 99,000                        | 191,000        | -                           | -        | -        | -        | -        | 290,000            |
| City Overhead        | 5,000                         | 10,000         | -                           | -        | -        | -        | -        | 15,000             |
| Other                | -                             | -              | -                           | -        | -        | -        | -        | -                  |
| <b>Total</b>         | <b>104,000</b>                | <b>201,000</b> | <b>-</b>                    | <b>-</b> | <b>-</b> | <b>-</b> | <b>-</b> | <b>305,000</b>     |


| Funding Schedule        | Prior Approved Appropriations | FY2022 Budget  | Capital Improvement Program |          |          |          |          | Total Project Cost |
|-------------------------|-------------------------------|----------------|-----------------------------|----------|----------|----------|----------|--------------------|
|                         |                               |                | FY2023                      | FY2024   | FY2025   | FY2026   | FY2027   |                    |
| Bonds                   | -                             | -              | -                           | -        | -        | -        | -        | -                  |
| Pay-Go                  | -                             | -              | -                           | -        | -        | -        | -        | -                  |
| Grants                  | 99,000                        | 191,000        | -                           | -        | -        | -        | -        | 290,000            |
| Other - Capital Reserve | 5,000                         | 10,000         | -                           | -        | -        | -        | -        | 15,000             |
| <b>Total</b>            | <b>104,000</b>                | <b>201,000</b> | <b>-</b>                    | <b>-</b> | <b>-</b> | <b>-</b> | <b>-</b> | <b>305,000</b>     |



|   |                 |  |                     |
|---|-----------------|--|---------------------|
| <b>Project Title</b><br>Waterway Improvement Project - 4 Street Ends  |                 | <b>Project Number</b><br>NEW   |                     |
| <b>Project Description:</b><br><br>This project will add a floating dock to Thompson Street, Conduit Street, 3rd Street, and Amos Garrett Boulevard. It will also remove the dilapidated pier at Thompson Street. |                 |  |                     |
| <b>Financial Activity:</b>  |                 | <b>Changes from Prior Year:</b>  |                     |
|   | <u>Expended</u> | <u>Encumbered</u>  | <u>Total</u>        |
| March 31, 2019  | N/A             | N/A  | N/A                 |
| March 31, 2020  | N/A             | N/A  | N/A                 |
|   |                 |  | <b>Status:</b> N/A  |
|   |                 |  | <b>Funding:</b> N/A |
|   |                 |  | <b>Scope:</b> N/A   |
|   |                 |  | <b>Timing:</b> N/A  |
| <b>Non-City Funding Sources:</b><br>Department of Natural Resources State Waterway Improvement Grant  |                 |  |                     |
| <b>Land Use Plans:</b><br>Comprehensive Plan and Environmental Protection Goals   |                 |  |                     |

| Expenditure Schedule | Prior Approved Appropriations | FY2022 Budget | Capital Improvement Program |        |        |        |        | Total Project Cost |
|----------------------|-------------------------------|---------------|-----------------------------|--------|--------|--------|--------|--------------------|
|                      |                               |               | FY2023                      | FY2024 | FY2025 | FY2026 | FY2027 |                    |
| Land Acquisition     | -                             | -             | -                           | -      | -      | -      | -      | -                  |
| Planning             | -                             | -             | -                           | -      | -      | -      | -      | -                  |
| Design               | -                             | -             | -                           | -      | -      | -      | -      | -                  |
| Construction         | -                             | 250,000       | -                           | -      | -      | -      | -      | 250,000            |
| City Overhead        | -                             | 12,500        | -                           | -      | -      | -      | -      | 12,500             |
| Other                | -                             | -             | -                           | -      | -      | -      | -      | -                  |
| <b>Total</b>         | -                             | 262,500       | -                           | -      | -      | -      | -      | 262,500            |

| Funding Schedule        | Prior Approved Appropriations | FY2022 Budget | Capital Improvement Program |        |        |        |        | Total Project Cost |
|-------------------------|-------------------------------|---------------|-----------------------------|--------|--------|--------|--------|--------------------|
|                         |                               |               | FY2023                      | FY2024 | FY2025 | FY2026 | FY2027 |                    |
| Bonds                   | -                             | -             | -                           | -      | -      | -      | -      | -                  |
| Pay-Go                  | -                             | -             | -                           | -      | -      | -      | -      | -                  |
| Grants                  | -                             | 250,000       | -                           | -      | -      | -      | -      | 250,000            |
| Other - Capital Reserve | -                             | 12,500        | -                           | -      | -      | -      | -      | 12,500             |
| <b>Total</b>            | -                             | 262,500       | -                           | -      | -      | -      | -      | 262,500            |

| <b>Project Title</b><br>Weems-Whelan Field   |                 | <b>Project Number</b><br>40032   |                 |                   |              |                |     |     |     |                |      |      |      |  |  |
|--|-----------------|--|-----------------|-------------------|--------------|----------------|-----|-----|-----|----------------|------|------|------|--|--|
| <b>Project Description:</b><br><br>The site of Weems Whelan playing field was previously a disposal site for incinerator ash. Preliminary studies have been performed to test for contaminants in the deeper ash and the surface soil placed on top of the ash. The Maryland Department of the Environment (MDE) is reviewing existing data, and the City is coordinating its cleanup efforts with MDE. Assuming the use of the field will remain as a playing field, appropriations will be used to perform required monitoring and to design, permit, and place additional soil cover if recommended or required by MDE. |                 |  |                 |                   |              |                |     |     |     |                |      |      |      |  |  |
| <b>Financial Activity:</b><br><br><table border="1"> <thead> <tr> <th></th> <th style="text-align: center;"><u>Expended</u></th> <th style="text-align: center;"><u>Encumbered</u></th> <th style="text-align: center;"><u>Total</u></th> </tr> </thead> <tbody> <tr> <td>March 31, 2020</td> <td style="text-align: center;">N/A</td> <td style="text-align: center;">N/A</td> <td style="text-align: center;">N/A</td> </tr> <tr> <td>March 31, 2021</td> <td style="text-align: center;">\$ -</td> <td style="text-align: center;">\$ -</td> <td style="text-align: center;">\$ -</td> </tr> </tbody> </table>          |                 |  | <u>Expended</u> | <u>Encumbered</u> | <u>Total</u> | March 31, 2020 | N/A | N/A | N/A | March 31, 2021 | \$ - | \$ - | \$ - | <b>Changes from Prior Year:</b><br><br><b>Status:</b> Survey, subdivision, and additional soil sampling anticipated to start in FY2021.<br><br><b>Funding:</b> An additional \$157,500 is requested in FY2022 for design and \$472,500 is requested in FY2023 for soil cover.<br><br><b>Scope:</b> No change.<br><br><b>Timing:</b> Coordination with Maryland Department of the Environment will continue in the summer of 2021 to determine soil cover requirements. |  |
|  | <u>Expended</u> | <u>Encumbered</u>  | <u>Total</u>    |                   |              |                |     |     |     |                |      |      |      |  |  |
| March 31, 2020   | N/A             | N/A  | N/A             |                   |              |                |     |     |     |                |      |      |      |  |  |
| March 31, 2021   | \$ -            | \$ -   | \$ -            |                   |              |                |     |     |     |                |      |      |      |  |  |
| <b>Non-City Funding Sources:</b><br>None   |                 |  |                 |                   |              |                |     |     |     |                |      |      |      |  |  |
| <b>Land Use Plans:</b><br>Comprehensive Plan and Quality of Life Goals   |                 |  |                 |                   |              |                |     |     |     |                |      |      |      |  |  |

| Expenditure Schedule | Prior Approved Appropriations | FY2022 Budget  | Capital Improvement Program |          |          |          |          | Total Project Cost |
|----------------------|-------------------------------|----------------|-----------------------------|----------|----------|----------|----------|--------------------|
|                      |                               |                | FY2023                      | FY2024   | FY2025   | FY2026   | FY2027   |                    |
| Land Acquisition     | -                             | -              | -                           | -        | -        | -        | -        | -                  |
| Planning             | 45,000                        | -              | -                           | -        | -        | -        | -        | 45,000             |
| Design               | -                             | 150,000        | -                           | -        | -        | -        | -        | 150,000            |
| Construction         | -                             | -              | 450,000                     | -        | -        | -        | -        | 450,000            |
| City Overhead        | 2,500                         | 7,500          | 22,500                      | -        | -        | -        | -        | 32,500             |
| Other                | 5,000                         | -              | -                           | -        | -        | -        | -        | 5,000              |
| <b>Total</b>         | <b>52,500</b>                 | <b>157,500</b> | <b>472,500</b>              | <b>-</b> | <b>-</b> | <b>-</b> | <b>-</b> | <b>682,500</b>     |

| Funding Schedule | Prior Approved Appropriations | FY2022 Budget  | Capital Improvement Program |          |          |          |          | Total Project Cost |
|------------------|-------------------------------|----------------|-----------------------------|----------|----------|----------|----------|--------------------|
|                  |                               |                | FY2023                      | FY2024   | FY2025   | FY2026   | FY2027   |                    |
| Bonds            | 52,500                        | 157,500        | 472,500                     | -        | -        | -        | -        | 682,500            |
| Pay-Go           | -                             | -              | -                           | -        | -        | -        | -        | -                  |
| Grants           | -                             | -              | -                           | -        | -        | -        | -        | -                  |
| Other            | -                             | -              | -                           | -        | -        | -        | -        | -                  |
| <b>Total</b>     | <b>52,500</b>                 | <b>157,500</b> | <b>472,500</b>              | <b>-</b> | <b>-</b> | <b>-</b> | <b>-</b> | <b>682,500</b>     |



## **Off Street Parking Fund**

**Proposed**

**FY2022 – FY2027**

**Capital Budget and Capital Improvement Program**

**City of Annapolis,  
Maryland**

|  |                                |
|--|--------------------------------|
| <b>Project Title</b><br>Multi-Space Parking Meter Kiosks | <b>Project Number</b><br>73006 |
|--|--------------------------------|

**Project Description:**

This project will replace existing single-space parking meters with multi-space kiosks at multiple locations. The existing single-space parking meters, installed in 2014, are reaching the end of their useful life, requiring extensive maintenance or replacement and resulting in lost revenue. This project will replace 14 existing single-space parking meters on the right side of Main Street with two multi-space kiosks between Market Space and Gorman Street. It also replaces six single space meters on the left side of Main Street between Green Street and Gorman Street with one multi-space kiosk. The remaining kiosks will be used to replace single-spaced meters along Main Street. Other locations for the multi-space meters will be determined as an assessment of the condition of the existing meters is determined.



**Financial Activity:**

|                | <u>Expended</u> | <u>Encumbered</u> | <u>Total</u> |
|----------------|-----------------|-------------------|--------------|
| March 31, 2020 | N/A             | N/A               | N/A          |
| March 31, 2021 | \$ -            | \$ -              | \$ -         |

**Changes from Prior Year:**

**Status:** The project is underway pending Historic Preservation Commission approval.

**Funding:** No change.

**Scope:** No change.


**Timing:** The project is delayed due to pending approval from the Historic Preservation Commission.

**Non-City Funding Sources:**  
None

**Land Use Plans:**  
None

| Expenditure Schedule | Prior Approved Appropriations | FY2022 Budget | Capital Improvement Program |          |          |          |          | Total Project Cost |
|----------------------|-------------------------------|---------------|-----------------------------|----------|----------|----------|----------|--------------------|
|                      |                               |               | FY2023                      | FY2024   | FY2025   | FY2026   | FY2027   |                    |
| Land Acquisition     | -                             | -             | -                           | -        | -        | -        | -        | -                  |
| Planning             | -                             | -             | -                           | -        | -        | -        | -        | -                  |
| Design               | -                             | -             | -                           | -        | -        | -        | -        | -                  |
| Construction         | 125,000                       | -             | -                           | -        | -        | -        | -        | 125,000            |
| City Overhead        | 6,250                         | -             | -                           | -        | -        | -        | -        | 6,250              |
| Other                | -                             | -             | -                           | -        | -        | -        | -        | -                  |
| <b>Total</b>         | <b>131,250</b>                | <b>-</b>      | <b>-</b>                    | <b>-</b> | <b>-</b> | <b>-</b> | <b>-</b> | <b>131,250</b>     |

| Funding Schedule | Prior Approved Appropriations | FY2022 Budget | Capital Improvement Program |          |          |          |          | Total Project Cost |
|------------------|-------------------------------|---------------|-----------------------------|----------|----------|----------|----------|--------------------|
|                  |                               |               | FY2023                      | FY2024   | FY2025   | FY2026   | FY2027   |                    |
| Bonds            | 131,250                       | -             | -                           | -        | -        | -        | -        | 131,250            |
| Pay-Go           | -                             | -             | -                           | -        | -        | -        | -        | -                  |
| Grants           | -                             | -             | -                           | -        | -        | -        | -        | -                  |
| Other            | -                             | -             | -                           | -        | -        | -        | -        | -                  |
| <b>Total</b>     | <b>131,250</b>                | <b>-</b>      | <b>-</b>                    | <b>-</b> | <b>-</b> | <b>-</b> | <b>-</b> | <b>131,250</b>     |

|  |                 |  |              |
|--|-----------------|--|--------------|
| <b>Project Title:</b> Parking<br>Parking Access Control Management System  |                 | <b>Project Number:</b><br>73004  |              |
| <b>Project Description:</b><br><br>This project will replace the existing entry and exit gates at the Gotts and Knighton garages and the Larkin Street surface lot. The current access system relies on outdated technology and is prone to failure, requiring extensive maintenance. The replacement system will be scalable and provide intelligent parking solutions customized to meet the needs of the end user. The improvements are part of a larger plan to upgrade services for better tracking of parking usage and behaviors, enabling more efficient use of resources. |                 |              |              |
| <b>Financial Activity:</b>   |                 | <b>Changes from Prior Year:</b>  |              |
|  | <u>Expended</u> | <u>Encumbered</u>  | <u>Total</u> |
| March 31, 2020   | \$ -            | \$ -   | \$ -         |
| March 31, 2021   | \$ -            | \$ -   | \$ -         |
|  |                 | <b>Status:</b> The project is on hold pending the completion of the AMRP feasibility analysis. |              |
|  |                 | <b>Funding:</b> No change.   |              |
|  |                 | <b>Scope:</b> No change.   |              |
|  |                 | <b>Timing:</b> The project is on hold.   |              |
| <b>Non-City Funding Sources:</b><br>None   |                 |  |              |
| <b>Land Use Plans:</b><br>None   |                 |  |              |

| Capital Improvement Program |                               |               |          |          |          |          |          |                    |
|-----------------------------|-------------------------------|---------------|----------|----------|----------|----------|----------|--------------------|
| Expenditure Schedule        | Prior Approved Appropriations | FY2022 Budget | FY2023   | FY2024   | FY2025   | FY2026   | FY2027   | Total Project Cost |
| Land Acquisition            | -                             | -             | -        | -        | -        | -        | -        | -                  |
| Planning                    | -                             | -             | -        | -        | -        | -        | -        | -                  |
| Design                      | -                             | -             | -        | -        | -        | -        | -        | -                  |
| Construction                | 513,000                       | -             | -        | -        | -        | -        | -        | 513,000            |
| City Overhead               | 27,000                        | -             | -        | -        | -        | -        | -        | 27,000             |
| Other                       | -                             | -             | -        | -        | -        | -        | -        | -                  |
| <b>Total</b>                | <b>540,000</b>                | <b>-</b>      | <b>-</b> | <b>-</b> | <b>-</b> | <b>-</b> | <b>-</b> | <b>540,000</b>     |

| Capital Improvement Program |                               |               |          |          |          |          |          |                    |
|-----------------------------|-------------------------------|---------------|----------|----------|----------|----------|----------|--------------------|
| Funding Schedule            | Prior Approved Appropriations | FY2022 Budget | FY2023   | FY2024   | FY2025   | FY2026   | FY2027   | Total Project Cost |
| Bonds                       | 540,000                       | -             | -        | -        | -        | -        | -        | 540,000            |
| Pay-Go                      | -                             | -             | -        | -        | -        | -        | -        | -                  |
| Grants                      | -                             | -             | -        | -        | -        | -        | -        | -                  |
| Other                       | -                             | -             | -        | -        | -        | -        | -        | -                  |
| <b>Total</b>                | <b>540,000</b>                | <b>-</b>      | <b>-</b> | <b>-</b> | <b>-</b> | <b>-</b> | <b>-</b> | <b>540,000</b>     |

| <b>Project Title</b><br>Wayfinding Signage  |   | <b>Project Number</b><br>50011  |                 |                   |              |                |            |           |            |                |            |           |            |  |
|---|---|---------------------------------|-----------------|-------------------|--------------|----------------|------------|-----------|------------|----------------|------------|-----------|------------|--|
| <b>Project Description:</b><br><br>The project is a system of signage and wayfinding technologies to be implemented citywide. The signage will include gateway signs, pedestrian signs, information kiosks, vehicular directional and welcome signs, real-time parking information, and other wayfinding tools. This project will be coordinated with new parking and transportation initiatives and with improvements to the City Dock area. The Comprehensive Plan recommends the expansion of the existing wayfinding program. |   |                                 |                 |                   |              |                |            |           |            |                |            |           |            |  |
| <b>Financial Activity:</b>  |   | <b>Changes from Prior Year:</b> |                 |                   |              |                |            |           |            |                |            |           |            |  |
|   | <table border="1"> <thead> <tr> <th></th> <th style="text-align: right;"><u>Expended</u></th> <th style="text-align: right;"><u>Encumbered</u></th> <th style="text-align: right;"><u>Total</u></th> </tr> </thead> <tbody> <tr> <td>March 31, 2020</td> <td style="text-align: right;">\$ 122,083</td> <td style="text-align: right;">\$ 13,779</td> <td style="text-align: right;">\$ 135,862</td> </tr> <tr> <td>March 31, 2021</td> <td style="text-align: right;">\$ 122,130</td> <td style="text-align: right;">\$ 15,264</td> <td style="text-align: right;">\$ 137,394</td> </tr> </tbody> </table> |                                 | <u>Expended</u> | <u>Encumbered</u> | <u>Total</u> | March 31, 2020 | \$ 122,083 | \$ 13,779 | \$ 135,862 | March 31, 2021 | \$ 122,130 | \$ 15,264 | \$ 137,394 | <b>Status:</b> Pending State Highway Administration approval.<br><br><b>Funding:</b> No change.<br><br><b>Scope:</b> No change.<br><br><b>Timing:</b> No change. |
|   | <u>Expended</u>   | <u>Encumbered</u>               | <u>Total</u>    |                   |              |                |            |           |            |                |            |           |            |  |
| March 31, 2020  | \$ 122,083  | \$ 13,779                       | \$ 135,862      |                   |              |                |            |           |            |                |            |           |            |  |
| March 31, 2021  | \$ 122,130  | \$ 15,264                       | \$ 137,394      |                   |              |                |            |           |            |                |            |           |            |  |
| <b>Non-City Funding Sources:</b><br>None.   |   |                                 |                 |                   |              |                |            |           |            |                |            |           |            |  |
| <b>Land Use Plans:</b><br>Wayfinding and Signage Master Plan  |   |                                 |                 |                   |              |                |            |           |            |                |            |           |            |  |

| Capital Improvement Program |                               |               |          |          |          |          |          |                    |
|-----------------------------|-------------------------------|---------------|----------|----------|----------|----------|----------|--------------------|
| Expenditure Schedule        | Prior Approved Appropriations | FY2022 Budget | FY2023   | FY2024   | FY2025   | FY2026   | FY2027   | Total Project Cost |
| Land Acquisition            | -                             | -             | -        | -        | -        | -        | -        | -                  |
| Planning                    | -                             | -             | -        | -        | -        | -        | -        | -                  |
| Design                      | 100,000                       | -             | -        | -        | -        | -        | -        | 100,000            |
| Construction                | 485,029                       | -             | -        | -        | -        | -        | -        | 485,029            |
| City Overhead               | 30,791                        | -             | -        | -        | -        | -        | -        | 30,791             |
| Other                       | -                             | -             | -        | -        | -        | -        | -        | -                  |
| <b>Total</b>                | <b>615,820</b>                | <b>-</b>      | <b>-</b> | <b>-</b> | <b>-</b> | <b>-</b> | <b>-</b> | <b>615,820</b>     |

| Capital Improvement Program |                               |               |          |          |          |          |          |                    |
|-----------------------------|-------------------------------|---------------|----------|----------|----------|----------|----------|--------------------|
| Funding Schedule            | Prior Approved Appropriations | FY2022 Budget | FY2023   | FY2024   | FY2025   | FY2026   | FY2027   | Total Project Cost |
| Bonds                       | 615,820                       | -             | -        | -        | -        | -        | -        | 615,820            |
| Pay-Go                      | -                             | -             | -        | -        | -        | -        | -        | -                  |
| Grants                      | -                             | -             | -        | -        | -        | -        | -        | -                  |
| Other                       | -                             | -             | -        | -        | -        | -        | -        | -                  |
| <b>Total</b>                | <b>615,820</b>                | <b>-</b>      | <b>-</b> | <b>-</b> | <b>-</b> | <b>-</b> | <b>-</b> | <b>615,820</b>     |




## **Refuse Fund**

**Proposed  
FY2022 – FY2027**

**Capital Budget and Capital Improvement Program**

**City of Annapolis,  
Maryland**

|  |                 |  |              |
|--|-----------------|--|--------------|
| <b>Project Title</b><br>Landfill Gas Mitigation  |                 | <b>Project Number</b><br>10002/10003   |              |
| <b>Project Description:</b><br><br>Landfill gas (LFG) monitoring at the closed Annapolis Landfill has been ongoing for several years. Monitoring has confirmed that LFG migration has occurred along the northwestern property line and has been observed on the adjoining private property at explosive levels. No residential structures are at risk at the present time. In December 2017, the City and the Maryland Department of the Environment (MDE) finalized a settlement agreement that requires the City to collect and combust LFG that originates on the closed landfill property. The City is obligated to comply with specific time requirements or face legal sanctions. The design must provide for conversion of the existing passive LFG flare system to an active one and the installation of gas interceptor wells extending approximately 1200 lineal feet along the northwestern property line. It is estimated that the annual operational and maintenance costs will be approximately \$30,000. |                 |  |              |
| <b>Financial Activity:</b>   |                 | <b>Changes from Prior Year:</b>  |              |
|  | <u>Expended</u> | <u>Encumbered</u>  | <u>Total</u> |
| March 31, 2020   | \$ 716,597      | \$ 205,714   | \$ 922,311   |
| March 31, 2021   | \$ 881,208      | \$ 59,115  | \$ 940,323   |
|  |                 |  |              |
|  |                 |  |              |
|  |                 |  |              |
|  |                 |  |              |
|  |                 |  |              |
|  |                 |  |              |
| <b>Non-City Funding Sources:</b><br>None   |                 |  |              |
| <b>Land Use Plans:</b><br>None   |                 |  |              |

| Expenditure Schedule | Prior Approved Appropriations | FY2022 Budget | Capital Improvement Program |        |        |        |        | Total Project Cost |
|----------------------|-------------------------------|---------------|-----------------------------|--------|--------|--------|--------|--------------------|
|                      |                               |               | FY2023                      | FY2024 | FY2025 | FY2026 | FY2027 |                    |
| Land Acquisition     | -                             | -             | -                           | -      | -      | -      | -      | -                  |
| Planning             | -                             | -             | -                           | -      | -      | -      | -      | -                  |
| Design               | 60,000                        | -             | -                           | -      | -      | -      | -      | 60,000             |
| Construction         | 940,000                       | -             | -                           | -      | -      | -      | -      | 940,000            |
| Other                | -                             | -             | -                           | -      | -      | -      | -      | -                  |
| <b>Total</b>         | 1,000,000                     | -             | -                           | -      | -      | -      | -      | 1,000,000          |

| Funding Schedule    | Prior Approved Appropriations | FY2022 Budget | Capital Improvement Program |        |        |        |        | Total Project Cost |
|---------------------|-------------------------------|---------------|-----------------------------|--------|--------|--------|--------|--------------------|
|                     |                               |               | FY2023                      | FY2024 | FY2025 | FY2026 | FY2027 |                    |
| Bonds               | -                             | -             | -                           | -      | -      | -      | -      | -                  |
| Pay-Go- Refuse Fund | 1,000,000                     | -             | -                           | -      | -      | -      | -      | 1,000,000          |
| Grants              | -                             | -             | -                           | -      | -      | -      | -      | -                  |
| Other               | -                             | -             | -                           | -      | -      | -      | -      | -                  |
| <b>Total</b>        | 1,000,000                     | -             | -                           | -      | -      | -      | -      | 1,000,000          |






## **Sewer Fund**

**Proposed  
FY2022 – FY2027**


**Capital Budget and Capital Improvement Program**

**City of Annapolis,  
Maryland**

|   |                 |  |   |
|---|-----------------|--|---|
| <b>Project Title</b><br>Organics Resource Recovery Facility   |                 | <b>Project Number</b><br>61000   |   |
| <b>Project Description:</b><br>The City currently pays Anne Arundel County approximately \$1.5 million annually for the disposal of its share of biosolids generated at the Annapolis Water Reclamation Facility, which the County transports to facilities out of state. Additionally, the City transports yard waste to Prince George's County for disposal. An engineering feasibility study performed in 2019 concluded that an organics composting facility constructed on the closed Gomoljack Landfill site would be financially viable. This project will allow the City to control costs for the processing and disposal of organic wastes in a responsible manner, generate marketable compost, and reduce harmful greenhouse gas emissions from transporting organics long distances. This project is a long-term, sustainable, zero-waste recycling initiative, and it is an appropriate use of City-owned land that has a minimal development potential. |                 |  |   |
| <b>Financial Activity:</b>  |                 | <b>Changes from Prior Year:</b>  |   |
|   | <u>Expended</u> | <u>Encumbered</u>  | <u>Total</u>  |
| March 31, 2020  | N/A             | N/A  | N/A   |
| March 31, 2021  | \$ 10,640       | \$ 2,060   | \$ 12,700   |
|   |                 |  |   |
|   |                 |  | <b>Status:</b> Discussions with Anne Arundel County as a partner for this project are underway. |
|   |                 |  | <b>Funding:</b> No change.  |
|   |                 |  | <b>Scope:</b> No change.  |
|   |                 |  | <b>Timing:</b> The project was delayed from FY2023 to FY2024.                                   |
| <b>Non-City Funding Sources:</b><br>During the design phase, the City will explore public-private partnerships, including a partnership with Anne Arundel County.   |                 |  |   |
| <b>Land Use Plans:</b><br>Comprehensive Plan and Environmental Protection Goals   |                 |  |   |

| Expenditure Schedule | Prior Approved Appropriations | FY2022 Budget | Capital Improvement Program |           |        |        |        | Total Project Cost |
|----------------------|-------------------------------|---------------|-----------------------------|-----------|--------|--------|--------|--------------------|
|                      |                               |               | FY2023                      | FY2024    | FY2025 | FY2026 | FY2027 |                    |
| Land Acquisition     | -                             | -             | -                           | -         | -      | -      | -      | -                  |
| Planning             | 125,000                       | -             | -                           | -         | -      | -      | -      | 125,000            |
| Design               | 469,000                       | -             | -                           | -         | -      | -      | -      | 469,000            |
| Construction         | -                             | -             | -                           | 8,550,000 | -      | -      | -      | 8,550,000          |
| City Overhead        | 31,250                        | -             | -                           | 450,000   | -      | -      | -      | 481,250            |
| Other                | -                             | -             | -                           | -         | -      | -      | -      | -                  |
| <b>Total</b>         | 625,250                       | -             | -                           | 9,000,000 | -      | -      | -      | 9,625,250          |

| Funding Schedule  | Prior Approved Appropriations | FY2022 Budget | Capital Improvement Program |           |        |        |        | Total Project Cost |
|-------------------|-------------------------------|---------------|-----------------------------|-----------|--------|--------|--------|--------------------|
|                   |                               |               | FY2023                      | FY2024    | FY2025 | FY2026 | FY2027 |                    |
| Sewer Fund Bonds  | 312,625                       | -             | -                           | 4,500,000 | -      | -      | -      | 4,812,625          |
| Refuse Fund Bonds | 312,625                       | -             | -                           | 4,500,000 | -      | -      | -      | 4,812,625          |
| Pay-Go            | -                             | -             | -                           | -         | -      | -      | -      | -                  |
| Grants            | -                             | -             | -                           | -         | -      | -      | -      | -                  |
| Other             | -                             | -             | -                           | -         | -      | -      | -      | -                  |
| <b>Total</b>      | 625,250                       | -             | -                           | 9,000,000 | -      | -      | -      | 9,625,250          |

|   |  |  |  |
|---|--|--|--|
| <b>Project Title</b><br>Sewer Rehabilitation  |  | <b>Project Number</b><br>72006, 72007  |  |
| <b>Project Description:</b><br><br>Over half of the City's sewers are greater than 50 years old, with many greater than 80 years old, and require repair. The City's Water and Sewer Comprehensive Analysis Plan was developed using typical asset management practices, incorporating both probability and consequences of failure factors, establishing risk to every asset, and outlining the priority sewer system rehabilitation capital needs for the next five years. This project includes design and construction of sewer rehabilitation of identified priority assets. Most of the sewer pipes needing rehabilitation can be lined using trenchless methods, but others, including pump station assets, will need replacement. Sewer video inspection is required ahead of design. The plan also identifies additional planning work and assessment strategies necessary to refine prioritization of sewer asset rehabilitation into the future. |  |  |  |
| <b>Financial Activity:</b>  |  | <b>Changes from Prior Year:</b>  |  |
|   | <u>Expended</u> <u>Encumbered</u> <u>Total</u> | <b>Status:</b> Ongoing, multiple projects.   |  |
| March 31, 2020  | \$ 4,726,546    \$ 488,017    \$ 5,214,563     | <b>Funding:</b> No change.   |  |
| March 31, 2021  | \$ 5,511,640    \$ 1,886,398    \$ 7,398,038   | <b>Scope:</b> No change.   |  |
|   |  | <b>Timing:</b> No delays.  |  |
| <b>Non-City Funding Sources:</b><br>None  |  |  |  |
| <b>Land Use Plans:</b><br>Water & Sewer System Evaluation Final 10-Year Plan  |  |  |  |

| Expenditure Schedule | Prior Approved Appropriations | FY2022 Budget | Capital Improvement Program |                  |                  |                  |                  | Total Project Cost |
|----------------------|-------------------------------|---------------|-----------------------------|------------------|------------------|------------------|------------------|--------------------|
|                      |                               |               | FY2023                      | FY2024           | FY2025           | FY2026           | FY2027           |                    |
| Land Acquisition     | -                             | -             | -                           | -                | -                | -                | -                | -                  |
| Planning             | 500,000                       | -             | 400,000                     | 200,000          | 200,000          | 200,000          | 200,000          | 1,700,000          |
| Design               | 700,000                       | -             | 500,000                     | 250,000          | 250,000          | 250,000          | 250,000          | 2,200,000          |
| Construction         | 10,000,000                    | -             | 3,000,000                   | 1,500,000        | 1,500,000        | 1,500,000        | 1,500,000        | 19,000,000         |
| City Overhead        | 627,800                       | -             | 214,000                     | 107,000          | 107,000          | 107,000          | 107,000          | 1,269,800          |
| Other                | 728,200                       | -             | 386,000                     | 193,000          | 193,000          | 193,000          | 193,000          | 1,886,200          |
| <b>Total</b>         | <b>12,556,000</b>             | <b>-</b>      | <b>4,500,000</b>            | <b>2,250,000</b> | <b>2,250,000</b> | <b>2,250,000</b> | <b>2,250,000</b> | <b>26,056,000</b>  |

| Funding Schedule | Prior Approved Appropriations | FY2022 Budget | Capital Improvement Program |                  |                  |                  |                  | Total Project Cost |
|------------------|-------------------------------|---------------|-----------------------------|------------------|------------------|------------------|------------------|--------------------|
|                  |                               |               | FY2023                      | FY2024           | FY2025           | FY2026           | FY2027           |                    |
| Bonds            | 11,917,600                    | -             | 3,150,000                   | 1,575,000        | 1,575,000        | 1,575,000        | 1,575,000        | 21,367,600         |
| Pay-Go           | 638,400                       | -             | 1,350,000                   | 675,000          | 675,000          | 675,000          | 675,000          | 4,688,400          |
| Grants           | -                             | -             | -                           | -                | -                | -                | -                | -                  |
| Other            | -                             | -             | -                           | -                | -                | -                | -                | -                  |
| <b>Total</b>     | <b>12,556,000</b>             | <b>-</b>      | <b>4,500,000</b>            | <b>2,250,000</b> | <b>2,250,000</b> | <b>2,250,000</b> | <b>2,250,000</b> | <b>26,056,000</b>  |




## **Water Fund**

**Proposed  
FY2022 – FY2027**


**Capital Budget and Capital Improvement Program**

**City of Annapolis,  
Maryland**

| <b>Project Title</b><br>Water Distribution Rehabilitation  | <b>Project Number</b><br>71003, 71005  |                   |                   |              |                |              |              |               |                |               |            |               |   |
|--|--|-------------------|-------------------|--------------|----------------|--------------|--------------|---------------|----------------|---------------|------------|---------------|---|
| <b>Project Description:</b><br><br>The existing water distribution grid is aging, as evidenced by the frequent failures. The City's Water and Sewer Comprehensive Analysis Plan was recently developed using typical asset management practices incorporating both probability and consequence of failure factors. The plan establishes risk to every asset and outlines the priority water distribution system rehabilitation capital needs for the next five years. This project includes design and construction of identified priority projects. The plan also identifies additional planning work and assessment strategies necessary to refine prioritization of water distribution infrastructure upgrades into the future. Projects, planning and assessment activities are directed towards minimizing water loss per Maryland Department of the Environment Water Loss Plan. |  |                   |                   |              |                |              |              |               |                |               |            |               |   |
| <b>Financial Activity:</b><br><br><table border="1"> <thead> <tr> <th></th> <th><u>Expended</u></th> <th><u>Encumbered</u></th> <th><u>Total</u></th> </tr> </thead> <tbody> <tr> <td>March 31, 2020</td> <td>\$ 8,139,611</td> <td>\$ 3,093,783</td> <td>\$ 11,233,394</td> </tr> <tr> <td>March 31, 2021</td> <td>\$ 11,492,874</td> <td>\$ 368,653</td> <td>\$ 11,861,527</td> </tr> </tbody> </table>  |  | <u>Expended</u>   | <u>Encumbered</u> | <u>Total</u> | March 31, 2020 | \$ 8,139,611 | \$ 3,093,783 | \$ 11,233,394 | March 31, 2021 | \$ 11,492,874 | \$ 368,653 | \$ 11,861,527 | <b>Changes from Prior Year:</b><br><br><b>Status:</b> Ongoing, multiple projects<br><br><b>Funding:</b> No change.<br><br><b>Scope:</b> No change.<br><br><b>Timing:</b> No delays. |
|  | <u>Expended</u>  | <u>Encumbered</u> | <u>Total</u>      |              |                |              |              |               |                |               |            |               |   |
| March 31, 2020   | \$ 8,139,611   | \$ 3,093,783      | \$ 11,233,394     |              |                |              |              |               |                |               |            |               |   |
| March 31, 2021   | \$ 11,492,874  | \$ 368,653        | \$ 11,861,527     |              |                |              |              |               |                |               |            |               |   |
| <b>Non-City Funding Sources:</b><br>None   |  |                   |                   |              |                |              |              |               |                |               |            |               |   |
| <b>Land Use Plans:</b><br>Water & Sewer System Evaluation Final 10-Year Plan   |  |                   |                   |              |                |              |              |               |                |               |            |               |   |


| Expenditure Schedule | Prior Approved Appropriations | FY2022 Budget    | Capital Improvement Program |                  |                  |                  |                  | Total Project Cost |
|----------------------|-------------------------------|------------------|-----------------------------|------------------|------------------|------------------|------------------|--------------------|
|                      |                               |                  | FY2023                      | FY2024           | FY2025           | FY2026           | FY2027           |                    |
| Land Acquisition     | -                             | -                | -                           | -                | -                | -                | -                | -                  |
| Planning             | 360,000                       | 80,000           | 80,000                      | 80,000           | 80,000           | 80,000           | 80,000           | 840,000            |
| Design               | 920,000                       | 380,000          | 380,000                     | 380,000          | 380,000          | 380,000          | 380,000          | 3,200,000          |
| Construction         | 11,616,979                    | 3,800,000        | 3,800,000                   | 3,800,000        | 3,800,000        | 3,800,000        | 3,800,000        | 34,416,979         |
| City Overhead        | 773,021                       | 230,000          | 230,000                     | 230,000          | 230,000          | 230,000          | 230,000          | 2,153,021          |
| Other                | 1,990,420                     | 410,000          | 410,000                     | 410,000          | 410,000          | 410,000          | 410,000          | 4,450,420          |
| <b>Total</b>         | <b>15,660,420</b>             | <b>4,900,000</b> | <b>4,900,000</b>            | <b>4,900,000</b> | <b>4,900,000</b> | <b>4,900,000</b> | <b>4,900,000</b> | <b>45,060,420</b>  |

| Funding Schedule | Prior Approved Appropriations | FY2022 Budget    | Capital Improvement Program |                  |                  |                  |                  | Total Project Cost |
|------------------|-------------------------------|------------------|-----------------------------|------------------|------------------|------------------|------------------|--------------------|
|                  |                               |                  | FY2023                      | FY2024           | FY2025           | FY2026           | FY2027           |                    |
| Bonds            | 13,518,252                    | 3,430,000        | 3,430,000                   | 3,430,000        | 3,430,000        | 3,430,000        | 3,430,000        | 34,098,252         |
| Pay-Go           | 2,142,168                     | 1,470,000        | 1,470,000                   | 1,470,000        | 1,470,000        | 1,470,000        | 1,470,000        | 10,962,168         |
| Grants           | -                             | -                | -                           | -                | -                | -                | -                | -                  |
| Other            | -                             | -                | -                           | -                | -                | -                | -                | -                  |
| <b>Total</b>     | <b>15,660,420</b>             | <b>4,900,000</b> | <b>4,900,000</b>            | <b>4,900,000</b> | <b>4,900,000</b> | <b>4,900,000</b> | <b>4,900,000</b> | <b>45,060,420</b>  |

|  |  |  |   |
|--|--|--|---|
| <b>Project Title</b><br>Water Tank Rehabilitation  |  | <b>Project Number</b><br>71002, 71006  |   |
| <b>Project Description:</b><br><br>This project provides for water tank painting, replacements, repairs and retrofits of valves, foundations, structures, and site improvements to the five elevated water tanks used for storage of the City's water supply. Tanks are painted in a cyclic order, and periodic replacements, repairs, and retrofits of the altitude valves, structures, and site improvements are made at the tanks. This project also includes additional assessments to refine prioritization of water tank projects into the future. |  |  |   |
| <b>Financial Activity:</b>   |  | <b>Changes from Prior Year:</b>  |   |
|  | <u>Expended</u> <u>Encumbered</u> <u>Total</u> | <b>Status:</b>   | Previous projects are completed. The next cycle of projects begins in FY2023. |
| March 31, 2020   | \$ 2,359,484    \$ 56,445    \$ 2,415,929      | <b>Funding:</b>  | No change.  |
| March 31, 2021   | \$ 2,455,895    \$ -        \$ 2,455,895       | <b>Scope:</b>  | No change.  |
|  |  | <b>Timing:</b>   | No delays.  |
| <b>Non-City Funding Sources:</b><br>None   |  |  |   |
| <b>Land Use Plans:</b><br>Water & Sewer System Evaluation Final 10-Year Plan   |  |  |   |

| Expenditure Schedule | Prior Approved Appropriations | FY2022 Budget | Capital Improvement Program |               |          |          |          | Total Project Cost |
|----------------------|-------------------------------|---------------|-----------------------------|---------------|----------|----------|----------|--------------------|
|                      |                               |               | FY2023                      | FY2024        | FY2025   | FY2026   | FY2027   |                    |
| Land Acquisition     | -                             | -             | -                           | -             | -        | -        | -        | -                  |
| Planning             | 30,000                        | -             | -                           | 47,600        | -        | -        | -        | 77,600             |
| Design               | 150,000                       | -             | -                           | -             | -        | -        | -        | 150,000            |
| Construction         | 3,009,225                     | -             | 900,000                     | -             | -        | -        | -        | 3,909,225          |
| City Overhead        | 190,775                       | -             | 47,500                      | 2,400         | -        | -        | -        | 240,675            |
| Other                | 435,500                       | -             | 52,500                      | -             | -        | -        | -        | 488,000            |
| <b>Total</b>         | <b>3,815,500</b>              | <b>-</b>      | <b>1,000,000</b>            | <b>50,000</b> | <b>-</b> | <b>-</b> | <b>-</b> | <b>4,865,500</b>   |

| Funding Schedule | Prior Approved Appropriations | FY2022 Budget | Capital Improvement Program |               |          |          |          | Total Project Cost |
|------------------|-------------------------------|---------------|-----------------------------|---------------|----------|----------|----------|--------------------|
|                  |                               |               | FY2023                      | FY2024        | FY2025   | FY2026   | FY2027   |                    |
| Bonds            | 2,633,650                     | -             | 700,000                     | -             | -        | -        | -        | 3,333,650          |
| Pay-Go           | 1,181,850                     | -             | 300,000                     | 50,000        | -        | -        | -        | 1,531,850          |
| Grants           | -                             | -             | -                           | -             | -        | -        | -        | -                  |
| Other            | -                             | -             | -                           | -             | -        | -        | -        | -                  |
| <b>Total</b>     | <b>3,815,500</b>              | <b>-</b>      | <b>1,000,000</b>            | <b>50,000</b> | <b>-</b> | <b>-</b> | <b>-</b> | <b>4,865,500</b>   |

|  |                 |  |               |
|--|-----------------|--|---------------|
| <b>Project Title</b><br>Water Treatment Plant  |                 | <b>Project Number</b><br>71001   |               |
| <b>Project Description:</b><br><br>The Water Treatment Plant is at the end of its useful life and in need of replacement. It has significant operational and structural constraints. The existing facility has regulatory and safety issues. Hydraulic issues limit the production capacity of the plant to below its design capacity. A Facility Plan Report (2009) showed that operational and structural constraints result in less than efficient and economical production of drinking water. Replacement parts for most of the mechanical equipment are difficult to find, and some parts are no longer being made. At best, refurbishing the existing plant would be difficult, and operational and structural constraints would remain. The results of the life-cycle cost and qualitative analyses show that a new water treatment plant is the best alternative. |                 |    |               |
| <b>Financial Activity:</b>   |                 | <b>Changes from Prior Year:</b>  |               |
|  | <u>Expended</u> | <u>Encumbered</u>  | <u>Total</u>  |
| March 31, 2020   | \$ 35,404,494   | \$ 69,843  | \$ 35,474,337 |
| March 31, 2021   | \$ 35,442,425   | \$ 68,425  | \$ 35,510,850 |
|  |                 | <b>Status:</b> The new water treatment plant is essentially complete, but a few small related projects remain to be completed at the plant.                    |               |
|  |                 | <b>Funding:</b> No change.   |               |
|  |                 | <b>Scope:</b> No change.   |               |
|  |                 | <b>Timing:</b> The new water treatment plant is essentially complete, but miscellaneous non-urgent projects remain. Completion is expected by the end of 2021. |               |
| <b>Non-City Funding Sources:</b><br>State funding (MD Dept. of Environment): \$1.5 million green-building grant, \$28.5 million low-interest loan.   |                 |  |               |
| <b>Land Use Plans:</b><br>Water & Sewer System Evaluation Final 10-Year Plan   |                 |  |               |

| Expenditure Schedule | Prior Approved Appropriations | FY2022 Budget | Capital Improvement Program |          |          |          |          | Total Project Cost |
|----------------------|-------------------------------|---------------|-----------------------------|----------|----------|----------|----------|--------------------|
|                      |                               |               | FY2023                      | FY2024   | FY2025   | FY2026   | FY2027   |                    |
| Land Acquisition     | -                             | -             | -                           | -        | -        | -        | -        | -                  |
| Planning             | 800,000                       | -             | -                           | -        | -        | -        | -        | 800,000            |
| Design               | 5,000,000                     | -             | -                           | -        | -        | -        | -        | 5,000,000          |
| Construction         | 24,194,259                    | -             | -                           | -        | -        | -        | -        | 24,194,259         |
| City Overhead        | 1,805,741                     | -             | -                           | -        | -        | -        | -        | 1,805,741          |
| Other                | 4,314,829                     | -             | -                           | -        | -        | -        | -        | 4,314,829          |
| <b>Total</b>         | <b>36,114,829</b>             | <b>-</b>      | <b>-</b>                    | <b>-</b> | <b>-</b> | <b>-</b> | <b>-</b> | <b>36,114,829</b>  |

| Funding Schedule | Prior Approved Appropriations | FY2022 Budget | Capital Improvement Program |          |          |          |          | Total Project Cost |
|------------------|-------------------------------|---------------|-----------------------------|----------|----------|----------|----------|--------------------|
|                  |                               |               | FY2023                      | FY2024   | FY2025   | FY2026   | FY2027   |                    |
| Bonds            | 6,114,829                     | -             | -                           | -        | -        | -        | -        | 6,114,829          |
| Pay-Go           | -                             | -             | -                           | -        | -        | -        | -        | -                  |
| Grants           | 1,500,000                     | -             | -                           | -        | -        | -        | -        | 1,500,000          |
| Other            | 28,500,000                    | -             | -                           | -        | -        | -        | -        | 28,500,000         |
| <b>Total</b>     | <b>36,114,829</b>             | <b>-</b>      | <b>-</b>                    | <b>-</b> | <b>-</b> | <b>-</b> | <b>-</b> | <b>36,114,829</b>  |



## **Watershed Restoration Fund**


**Proposed**

**FY2022 – FY2027**

**Capital Budget and Capital Improvement Program**


**City of Annapolis,  
Maryland**



|  |                 |  |  |
|--|-----------------|--|--|
| <b>Project Title</b><br>Stormwater Management Retrofit Projects  |                 | <b>Project Number</b><br>77002/77010/77011/77012/77015/77018                       |  |
| <b>Project Description:</b><br><br>Storm drains, inlets, and other stormwater facilities are in need of repair due to age. Some corrugated metal pipes have fallen apart in the ground, and many concrete pipe joints have failed and need replacement. Some manholes and inlets need rebricking. This project also maintains 32 outfalls 15" or greater in diameter. This is an ongoing infrastructure project. Sections will be replaced, repaired, or retrofitted based on field inspections by utility crews on an annual basis. |                 |  |  |
| <b>Financial Activity:</b>   |                 | <b>Changes from Prior Year:</b>  |  |
|  | <u>Expended</u> | <u>Encumbered</u>  | <u>Total</u>                                 |
| March 31, 2020   | \$ 94,907       | \$ -   | \$ 94,907                                    |
| March 31, 2021   | \$ 94,907       | \$ 56,474  | \$ 151,381                                   |
|  |                 |  | <b>Status:</b> Ongoing, continuous projects. |
|  |                 |  | <b>Funding:</b> No change.                   |
|  |                 |  | <b>Scope:</b> No change.                     |
|  |                 |  | <b>Timing:</b> No delays.                    |
| <b>Non-City Funding Sources:</b><br>None   |                 |  |  |
| <b>Land Use Plans:</b><br>None   |                 |  |  |

| Expenditure Schedule | Prior Approved Appropriations | FY2022 Budget | Capital Improvement Program |         |         |         |         | Total Project Cost |
|----------------------|-------------------------------|---------------|-----------------------------|---------|---------|---------|---------|--------------------|
|                      |                               |               | FY2023                      | FY2024  | FY2025  | FY2026  | FY2027  |                    |
| Land Acquisition     | -                             | -             | -                           | -       | -       | -       | -       | -                  |
| Planning             | -                             | -             | -                           | -       | -       | -       | -       | -                  |
| Design               | 545,050                       | 45,000        | 45,000                      | 45,000  | 45,000  | 45,000  | 45,000  | 45,000             |
| Construction         | 50,000                        | 50,000        | 50,000                      | 50,000  | 50,000  | 50,000  | 50,000  | 50,000             |
| City Overhead        | 31,318                        | 5,000         | 5,000                       | 5,000   | 5,000   | 5,000   | 5,000   | 5,000              |
| Other                | -                             | -             | -                           | -       | -       | -       | -       | -                  |
| <b>Total</b>         | 626,368                       | 100,000       | 100,000                     | 100,000 | 100,000 | 100,000 | 100,000 | 1,226,368          |

| Funding Schedule      | Prior Approved Appropriations | FY2022 Budget | Capital Improvement Program |         |         |         |         | Total Project Cost |
|-----------------------|-------------------------------|---------------|-----------------------------|---------|---------|---------|---------|--------------------|
|                       |                               |               | FY2023                      | FY2024  | FY2025  | FY2026  | FY2027  |                    |
| Watershed Restoration | -                             | -             | -                           | -       | -       | -       | -       | -                  |
| Bonds                 | -                             | -             | -                           | -       | -       | -       | -       | -                  |
| Pay-Go (WRF)          | 626,368                       | 100,000       | 100,000                     | 100,000 | 100,000 | 100,000 | 100,000 | 100,000            |
| Grants                | -                             | -             | -                           | -       | -       | -       | -       | -                  |
| Other                 | -                             | -             | -                           | -       | -       | -       | -       | -                  |
| <b>Total</b>          | 626,368                       | 100,000       | 100,000                     | 100,000 | 100,000 | 100,000 | 100,000 | 1,226,368          |

| <b>Project Title</b><br>Stormwater MS4 Permit Compliance   |                 | <b>Project Number</b><br>77008/77009/77016/77017                                   |                 |                   |              |                |            |            |              |                |            |            |              |  |  |
|--|-----------------|--|-----------------|-------------------|--------------|----------------|------------|------------|--------------|----------------|------------|------------|--------------|--|--|
| <b>Project Description:</b><br><br>The City of Annapolis is required by the U.S. Environmental Protection Agency (EPA) and the Maryland Department of the Environment (MDE) to meet the requirements of the National Pollution Discharge Elimination System/Municipal Separate Stormwater Sewer System (NPDES/MS4) permit. A Stormwater Pollution Prevention Plan, including associated mapping, will be established. A restoration plan will be developed to implement water quality improvement projects, including working with local partners, obtaining community input, and providing opportunities for public education. New and retrofit Best Management Practices (BMPs) will be developed, designed, and constructed to meet MS4 permit goals. |                 |  |                 |                   |              |                |            |            |              |                |            |            |              |  |  |
| <b>Financial Activity:</b><br><br><table border="1"> <thead> <tr> <th></th> <th><u>Expended</u></th> <th><u>Encumbered</u></th> <th><u>Total</u></th> </tr> </thead> <tbody> <tr> <td>March 31, 2020</td> <td>\$ 418,510</td> <td>\$ 742,665</td> <td>\$ 1,161,175</td> </tr> <tr> <td>March 31, 2021</td> <td>\$ 752,624</td> <td>\$ 982,503</td> <td>\$ 1,735,127</td> </tr> </tbody> </table>   |                 |  | <u>Expended</u> | <u>Encumbered</u> | <u>Total</u> | March 31, 2020 | \$ 418,510 | \$ 742,665 | \$ 1,161,175 | March 31, 2021 | \$ 752,624 | \$ 982,503 | \$ 1,735,127 | <b>Changes from Prior Year:</b><br><br><b>Status:</b> Programmatic framework and minimum control work ongoing. Design for Ambridge/Timber Creek started in December 2020 and completion of design is anticipated by December of 2021.<br><br><b>Funding:</b> No change.<br><br><b>Scope:</b> No change.<br><br><b>Timing:</b> Permit requirements need to be met by 2023. Construction on the Ambridge/Timber Creek project is anticipated to begin by January 2022. |  |
|  | <u>Expended</u> | <u>Encumbered</u>  | <u>Total</u>    |                   |              |                |            |            |              |                |            |            |              |  |  |
| March 31, 2020   | \$ 418,510      | \$ 742,665   | \$ 1,161,175    |                   |              |                |            |            |              |                |            |            |              |  |  |
| March 31, 2021   | \$ 752,624      | \$ 982,503   | \$ 1,735,127    |                   |              |                |            |            |              |                |            |            |              |  |  |
| <b>Non-City Funding Sources:</b><br>None   |                 |  |                 |                   |              |                |            |            |              |                |            |            |              |  |  |
| <b>Land Use Plans:</b><br>Comprehensive Plan and Strategic Plan  |                 |  |                 |                   |              |                |            |            |              |                |            |            |              |  |  |

| Expenditure Schedule | Prior Approved Appropriations | FY2022 Budget    | Capital Improvement Program |                  |                  |                  |                  | Total Project Cost |
|----------------------|-------------------------------|------------------|-----------------------------|------------------|------------------|------------------|------------------|--------------------|
|                      |                               |                  | FY2023                      | FY2024           | FY2025           | FY2026           | FY2027           |                    |
| Land Acquisition     | -                             | -                | -                           | -                | -                | -                | -                | -                  |
| Planning             | 675,000                       | 150,000          | 150,000                     | 150,000          | 150,000          | 150,000          | 150,000          | 1,575,000          |
| Design               | 675,000                       | 150,000          | 150,000                     | 150,000          | 150,000          | 150,000          | 150,000          | 1,575,000          |
| Construction         | 3,150,000                     | 700,000          | 700,000                     | 700,000          | 700,000          | 700,000          | 700,000          | 7,350,000          |
| City Overhead        | 50,000                        | 50,000           | 50,000                      | 50,000           | 50,000           | 50,000           | 50,000           | 350,000            |
| Other                | -                             | -                | -                           | -                | -                | -                | -                | -                  |
| <b>Total</b>         | <b>4,550,000</b>              | <b>1,050,000</b> | <b>1,050,000</b>            | <b>1,050,000</b> | <b>1,050,000</b> | <b>1,050,000</b> | <b>1,050,000</b> | <b>10,850,000</b>  |

| Funding Schedule      | Prior Approved Appropriations | FY2022 Budget    | Capital Improvement Program |                  |                  |                  |                  | Total Project Cost |
|-----------------------|-------------------------------|------------------|-----------------------------|------------------|------------------|------------------|------------------|--------------------|
|                       |                               |                  | FY2023                      | FY2024           | FY2025           | FY2026           | FY2027           |                    |
| Watershed Restoration | -                             | -                | -                           | -                | -                | -                | -                | -                  |
| Bonds                 | 1,000,000                     | -                | -                           | -                | -                | -                | -                | 1,000,000          |
| Pay-Go (WRF)          | 3,550,000                     | 1,050,000        | 1,050,000                   | 1,050,000        | 1,050,000        | 1,050,000        | 1,050,000        | 9,850,000          |
| Grants                | -                             | -                | -                           | -                | -                | -                | -                | -                  |
| Other                 | -                             | -                | -                           | -                | -                | -                | -                | -                  |
| <b>Total</b>          | <b>4,550,000</b>              | <b>1,050,000</b> | <b>1,050,000</b>            | <b>1,050,000</b> | <b>1,050,000</b> | <b>1,050,000</b> | <b>1,050,000</b> | <b>10,850,000</b>  |