



| | | | |
|--|-----------------|--|--------------|
| Project Title Barbud Lane | | Project Number 40014 | |
| Project Description: This project will improve Barbud Lane from Forest Drive to Janwal Street. Approximately 850' of roadway will be reconstructed with curb and gutter, sidewalk on one side, and an intermittent parking lane. This project also includes storm drainage improvements. | |  | |
| Financial Activity: | | Changes from Prior Year: | |
| | <u>Expended</u> | <u>Encumbered</u> | <u>Total</u> |
| March 31, 2019 | \$ 26,403 | \$ 142,025 | \$ 168,428 |
| March 31, 2020 | \$ 63,432 | \$ 128,961 | \$ 192,393 |
| | | Status: Stormwater concept plans are ongoing. | |
| | | Funding: Total project cost has increased due to design changes related to stormwater management regulations. | |
| | | Scope: No change. | |
| | | Timing: Project is pending design modifications based on community feedback. | |
| Non-City Funding Sources: None | | | |
| Land Use Plans: None | | | |


| Expenditure Schedule | Prior Approved Appropriations | FY2021 Budget | Capital Improvement Program | | | | | Total Project Cost |
|----------------------|-------------------------------|----------------|-----------------------------|----------|----------|----------|----------|--------------------|
| | | | FY2022 | FY2023 | FY2024 | FY2025 | FY2026 | |
| Land Acquisition | - | - | - | - | - | - | - | - |
| Planning | - | - | - | - | - | - | - | - |
| Design | 130,000 | 50,000 | 30,000 | - | - | - | - | 210,000 |
| Construction | 497,000 | 414,000 | 300,000 | - | - | - | - | 1,211,000 |
| City Overhead | 33,000 | 23,200 | 16,500 | - | - | - | - | 72,700 |
| Total | 660,000 | 487,200 | 346,500 | - | - | - | - | 1,493,700 |

| Funding Schedule | Prior Approved Appropriations | FY2021 Budget | Capital Improvement Program | | | | | Total Project Cost |
|-------------------------|-------------------------------|----------------|-----------------------------|----------|----------|----------|----------|--------------------|
| | | | FY2022 | FY2023 | FY2024 | FY2025 | FY2026 | |
| Bonds | - | 487,200 | 346,500 | - | - | - | - | 833,700 |
| Pay-Go | - | - | - | - | - | - | - | - |
| Grants | - | - | - | - | - | - | - | - |
| Other - Capital Reserve | 660,000 | - | - | - | - | - | - | 660,000 |
| Total | 660,000 | 487,200 | 346,500 | - | - | - | - | 1,493,700 |

| | | | |
|---|-----------------|--|--------------|
| Project Title Burtis House | | Project Number TBD | |
| Project Description: The Historic Burtis House located at 69 Prince George Street will undergo selective demolition and rehabilitation. The design is expected to begin in FY2022 after the State of Maryland surpluses the property to the City. Possible uses include relocating the Harbormaster operations to the Burtis House. | |  | |
| Financial Activity: | | Changes from Prior Year: | |
| | <u>Expended</u> | <u>Encumbered</u> | <u>Total</u> |
| March 31, 2019 | N/A | N/A | N/A |
| March 31, 2020 | \$ - | \$ - | \$ - |
| | | Status: The project is on hold pending City ownership in 2020 and redevelopment of City Dock, following the replacement of Hillman Garage. | |
| | | Funding: Total project cost has increased \$77,500 due to inflation. | |
| | | Scope: The scope of this project, including potentially relocating the Harbormaster to the Burtis House, is pending City ownership and uses approved by grantors. | |
| | | Timing: The project has been delayed one year from FY2021-FY2022 to FY2022-FY2023. | |
| Non-City Funding Sources: Pending grants from the National Park Service and Preservation Maryland | | | |
| Land Use Plans: Comprehensive Plan and Stewardship Goals | | | |


| Expenditure Schedule | Prior Approved Appropriations | FY2021 Budget | Capital Improvement Program | | | | | Total Project Cost |
|----------------------|-------------------------------|---------------|-----------------------------|-----------|--------|--------|--------|--------------------|
| | | | FY2022 | FY2023 | FY2024 | FY2025 | FY2026 | |
| Land Acquisition | - | - | - | - | - | - | - | - |
| Planning | - | - | - | - | - | - | - | - |
| Design | - | 250,000 | - | - | - | - | - | 250,000 |
| Construction | - | - | - | 1,300,000 | - | - | - | 1,300,000 |
| City Overhead | - | 12,500 | - | 65,000 | - | - | - | 77,500 |
| Other | - | - | - | - | - | - | - | - |
| Total | - | 262,500 | - | 1,365,000 | - | - | - | 1,627,500 |

| Funding Schedule | Prior Approved Appropriations | FY2021 Budget | Capital Improvement Program | | | | | Total Project Cost |
|------------------|-------------------------------|---------------|-----------------------------|-----------|--------|--------|--------|--------------------|
| | | | FY2022 | FY2023 | FY2024 | FY2025 | FY2026 | |
| Bonds | - | - | - | - | - | - | - | - |
| Pay-Go | - | - | - | - | - | - | - | - |
| Grants | - | 262,500 | - | 1,365,000 | - | - | - | 1,627,500 |
| Other | - | - | - | - | - | - | - | - |
| Total | - | 262,500 | - | 1,365,000 | - | - | - | 1,627,500 |

| | | | |
|---|-----------------|--|--------------|
| Project Title Cedar Park Sidewalks | | Project Number NEW | |
| Project Description: This project will install a five foot wide concrete sidewalk along the southside of Cedar Park Road from Windell Avenue to the existing sidewalk near Halsey Road, including ADA ramps at each sidestreet crossing. The City is pursuing a Safe Routes To School Grant to assist with funding for the project. | |  | |
| Financial Activity: | | Changes from Prior Year: | |
| | <u>Expended</u> | <u>Encumbered</u> | <u>Total</u> |
| March 31, 2019 | N/A | N/A | N/A |
| March 31, 2020 | N/A | N/A | N/A |
| | | | |
| | | | |
| | | | |
| | | | |
| | | | |
| Non-City Funding Sources: Safe Routes To School Grant | | | |
| Land Use Plans : Comprehensive Plan | | | |


| Expenditure Schedule | Prior Approved Appropriations | FY2021 Budget | Capital Improvement Program | | | | | Total Project Cost |
|----------------------|-------------------------------|---------------|-----------------------------|--------|--------|--------|--------|--------------------|
| | | | FY2022 | FY2023 | FY2024 | FY2025 | FY2026 | |
| Land Acquisition | - | - | - | - | - | - | - | - |
| Planning | - | - | - | - | - | - | - | - |
| Design | - | 28,000 | - | - | - | - | - | 28,000 |
| Construction | - | 263,750 | - | - | - | - | - | 263,750 |
| City Overhead | - | 14,600 | - | - | - | - | - | 14,600 |
| Other | - | - | - | - | - | - | - | - |
| Total | - | 306,350 | - | - | - | - | - | 306,350 |

| Funding Schedule | Prior Approved Appropriations | FY2021 Budget | Capital Improvement Program | | | | | Total Project Cost |
|------------------|-------------------------------|---------------|-----------------------------|--------|--------|--------|--------|--------------------|
| | | | FY2022 | FY2023 | FY2024 | FY2025 | FY2026 | |
| Bonds | - | 72,950 | - | - | - | - | - | 72,950 |
| Pay-Go | - | - | - | - | - | - | - | - |
| Grants | - | 233,400 | - | - | - | - | - | 233,400 |
| Other | - | - | - | - | - | - | - | - |
| Total | - | 306,350 | - | - | - | - | - | 306,350 |

| Project Title City Dock Bulkhead | | Project Number 74050 | | | | | | | | | | | | | |
|---|-----------------|--|-----------------|-------------------|--------------|----------------|--------------|-----------|--------------|----------------|--------------|------------|--------------|---|--|
| Project Description: This project is for Phase 2 of the bulkhead replacement at City Dock. Improvements to infrastructure in the City Dock area include public space and access, construction of new bulkhead and seawall, replacement of boardwalk, upgrades to the water and electrical systems for boaters, and installation of a fire protection system. All infrastructure work was completed in April 2016. Required stormwater management (SWM) was unable to be completed within the footprint of the project and was approved for an off-site location. SWM for the City Dock Bulkhead project will be addressed in conjunction with the tennis court renovations at Truxtun Park. | |  | | | | | | | | | | | | | |
| Financial Activity: <table border="1"> <thead> <tr> <th></th> <th><u>Expended</u></th> <th><u>Encumbered</u></th> <th><u>Total</u></th> </tr> </thead> <tbody> <tr> <td>March 31, 2019</td> <td>\$ 5,820,207</td> <td>\$ 20,525</td> <td>\$ 5,840,732</td> </tr> <tr> <td>March 31, 2020</td> <td>\$ 5,840,951</td> <td>\$ 162,244</td> <td>\$ 6,003,195</td> </tr> </tbody> </table> | | | <u>Expended</u> | <u>Encumbered</u> | <u>Total</u> | March 31, 2019 | \$ 5,820,207 | \$ 20,525 | \$ 5,840,732 | March 31, 2020 | \$ 5,840,951 | \$ 162,244 | \$ 6,003,195 | Changes from Prior Year: Status: Project is complete with the exception of stormwater management. Funding: No change. Scope: No change. Timing: Project will be completed in FY2021. | |
| | <u>Expended</u> | <u>Encumbered</u> | <u>Total</u> | | | | | | | | | | | | |
| March 31, 2019 | \$ 5,820,207 | \$ 20,525 | \$ 5,840,732 | | | | | | | | | | | | |
| March 31, 2020 | \$ 5,840,951 | \$ 162,244 | \$ 6,003,195 | | | | | | | | | | | | |
| Non-City Funding Sources: Federal Grant: \$1.5M Boating Infrastructure Grant | | | | | | | | | | | | | | | |
| Land Use Plans: Comprehensive Plan, Quality of Life and Sustainability Goals | | | | | | | | | | | | | | | |


| Expenditure Schedule | Prior Approved Appropriations | FY2021 Budget | Capital Improvement Program | | | | | Total Project Cost |
|----------------------|-------------------------------|---------------|-----------------------------|----------|----------|----------|----------|--------------------|
| | | | FY2022 | FY2023 | FY2024 | FY2025 | FY2026 | |
| Land Acquisition | - | - | - | - | - | - | - | - |
| Planning | - | - | - | - | - | - | - | - |
| Design | 774,758 | - | - | - | - | - | - | 774,758 |
| Construction | 4,936,389 | - | - | - | - | - | - | 4,936,389 |
| City Overhead | 300,587 | - | - | - | - | - | - | 300,587 |
| Other | - | - | - | - | - | - | - | - |
| Total | 6,011,734 | - | - | - | - | - | - | 6,011,734 |

| Funding Schedule | Prior Approved Appropriations | FY2021 Budget | Capital Improvement Program | | | | | Total Project Cost |
|------------------|-------------------------------|---------------|-----------------------------|----------|----------|----------|----------|--------------------|
| | | | FY2022 | FY2023 | FY2024 | FY2025 | FY2026 | |
| Bonds | 4,511,734 | - | - | - | - | - | - | 4,511,734 |
| Pay-Go | - | - | - | - | - | - | - | - |
| Grants | 1,500,000 | - | - | - | - | - | - | 1,500,000 |
| Other | - | - | - | - | - | - | - | - |
| Total | 6,011,734 | - | - | - | - | - | - | 6,011,734 |

| Project Title City Facility Improvements | | Project Number 20013/20014/20016/20017 | | | | | | | | | | | | | |
|--|-----------------|--|-----------------|-------------------|--------------|----------------|------------|------------|------------|----------------|--------------|-----------|--------------|--|--|
| Project Description: This project will provide funding for capital improvements to various City-owned facilities, such as roof and window replacements, restroom renovations, elevator replacements, and renovations to ensure facilities are ADA compliant. Potential future projects include improvements at the Taylor Avenue, Eastport, and Forest Drive fire stations the Knighton and Gotts garages, and the APD and ADOT buildings. | |  | | | | | | | | | | | | | |
| <table border="1"> <thead> <tr> <th></th> <th><u>Expended</u></th> <th><u>Encumbered</u></th> <th><u>Total</u></th> </tr> </thead> <tbody> <tr> <td>March 31, 2019</td> <td>\$ 264,153</td> <td>\$ 379,317</td> <td>\$ 643,470</td> </tr> <tr> <td>March 31, 2020</td> <td>\$ 1,726,452</td> <td>\$ 23,854</td> <td>\$ 1,750,306</td> </tr> </tbody> </table> | | | <u>Expended</u> | <u>Encumbered</u> | <u>Total</u> | March 31, 2019 | \$ 264,153 | \$ 379,317 | \$ 643,470 | March 31, 2020 | \$ 1,726,452 | \$ 23,854 | \$ 1,750,306 | Changes from Prior Year: Status: Projects completed in FY2020 include renovations at the Eastport Fire Station and a new roof at the Taylor Avenue Fire Station. Funding: No change. Scope: Continuous, on-going projects. Timing: Continuous, on-going projects. | |
| | <u>Expended</u> | <u>Encumbered</u> | <u>Total</u> | | | | | | | | | | | | |
| March 31, 2019 | \$ 264,153 | \$ 379,317 | \$ 643,470 | | | | | | | | | | | | |
| March 31, 2020 | \$ 1,726,452 | \$ 23,854 | \$ 1,750,306 | | | | | | | | | | | | |
| Non-City Funding Sources: None | | | | | | | | | | | | | | | |
| Land Use Plans: Comprehensive Plan, Stewardship Goals, and Infrastructure Goals | | | | | | | | | | | | | | | |


| Expenditure Schedule | Prior Approved Appropriations | FY2021 Budget | Improvement | | | | | Total Project Cost |
|----------------------|-------------------------------|----------------|----------------|----------------|----------------|----------------|----------------|--------------------|
| | | | FY2022 | FY2023 | FY2024 | FY2025 | FY2026 | |
| Land Acquisition | - | - | - | - | - | - | - | - |
| Planning | - | - | - | - | - | - | - | - |
| Design | 55,314 | - | - | - | - | - | - | 55,314 |
| Construction | 1,811,991 | 475,000 | 475,000 | 665,000 | 665,000 | 665,000 | 665,000 | 5,421,991 |
| City Overhead | - | 25,000 | 25,000 | 35,000 | 35,000 | 35,000 | 35,000 | 190,000 |
| Other | - | - | - | - | - | - | - | - |
| Total | 1,867,305 | 500,000 | 500,000 | 700,000 | 700,000 | 700,000 | 700,000 | 5,667,305 |

| Funding Schedule | Prior Approved Appropriations | FY2021 Budget | Capital Improvement Program | | | | | Total Project Cost |
|-------------------------|-------------------------------|----------------|-----------------------------|----------------|----------------|----------------|----------------|--------------------|
| | | | FY2022 | FY2023 | FY2024 | FY2025 | FY2026 | |
| Bonds | 1,107,305 | 500,000 | 500,000 | 700,000 | 700,000 | 700,000 | 700,000 | 4,907,305 |
| Pay-Go | 410,000 | - | - | - | - | - | - | 410,000 |
| Grants | - | - | - | - | - | - | - | - |
| Other - Capital Reserve | 350,000 | - | - | - | - | - | - | 350,000 |
| Total | 1,867,305 | 500,000 | 500,000 | 700,000 | 700,000 | 700,000 | 700,000 | 5,667,305 |

| Project Title City Facility Security Upgrades | | | Project Number NEW | | | | | | | | | | | | | | |
|--|-----------------|-------------------|--|--|--|--|-----------------|-------------------|--------------|----------------|-----|-----|-----|----------------|-----|-----|-----|
| Project Description: This project will provide funding for security upgrades to various city-owned facilities as determined by the Annapolis Police Department. Projects may includes work such as building hardening, improved security monitoring and systems, and more robust personnel protection. | | |  | | | | | | | | | | | | | | |
| <table border="1"> <thead> <tr> <th></th> <th><u>Expended</u></th> <th><u>Encumbered</u></th> <th><u>Total</u></th> </tr> </thead> <tbody> <tr> <td>March 31, 2019</td> <td>N/A</td> <td>N/A</td> <td>N/A</td> </tr> <tr> <td>March 31, 2020</td> <td>N/A</td> <td>N/A</td> <td>N/A</td> </tr> </tbody> </table> | | | | | | | <u>Expended</u> | <u>Encumbered</u> | <u>Total</u> | March 31, 2019 | N/A | N/A | N/A | March 31, 2020 | N/A | N/A | N/A |
| | <u>Expended</u> | <u>Encumbered</u> | <u>Total</u> | | | | | | | | | | | | | | |
| March 31, 2019 | N/A | N/A | N/A | | | | | | | | | | | | | | |
| March 31, 2020 | N/A | N/A | N/A | | | | | | | | | | | | | | |
| Non-City Funding Sources: Pending Homeland Security Grants | | | | | | | | | | | | | | | | | |
| Land Use Plans: Comprehensive Plan, Stewardship Goals, and Infrastructure Goals | | | | | | | | | | | | | | | | | |


| Expenditure Schedule | Prior Approved Appropriations | FY2021 Budget | Capital Improvement Program | | | | | Total Project Cost |
|----------------------|-------------------------------|---------------|-----------------------------|---------|---------|---------|-----------|--------------------|
| | | | FY2022 | FY2023 | FY2024 | FY2025 | FY2026 | |
| Land Acquisition | - | - | - | - | - | - | - | - |
| Planning | - | - | - | - | - | - | - | - |
| Design | - | - | - | - | - | - | - | - |
| Construction | - | 95,000 | 95,000 | 95,000 | 95,000 | 95,000 | 95,000.00 | 570,000 |
| City Overhead | - | 5,000 | 5,000 | 5,000 | 5,000 | 5,000 | 5,000.00 | 30,000 |
| Other | - | - | - | - | - | - | - | - |
| Total | - | 100,000 | 100,000 | 100,000 | 100,000 | 100,000 | 100,000 | 600,000 |

| Funding Schedule | Prior Approved Appropriations | FY2021 Budget | Capital Improvement Program | | | | | Total Project Cost |
|------------------|-------------------------------|---------------|-----------------------------|---------|---------|---------|------------|--------------------|
| | | | FY2022 | FY2023 | FY2024 | FY2025 | FY2026 | |
| Bonds | - | - | - | - | - | - | - | - |
| Pay-Go | - | - | - | - | - | - | - | - |
| Grants | - | 100,000 | 100,000 | 100,000 | 100,000 | 100,000 | 100,000.00 | 600,000 |
| Other | - | - | - | - | - | - | - | - |
| Total | - | 100,000 | 100,000 | 100,000 | 100,000 | 100,000 | 100,000 | 600,000 |

| | | | |
|---|-----------------|--|--------------|
| Project Title City Harbor Flood Mitigation | | Project Number 50005 | |
| Project Description: This project includes storm drain realignment; construction of a pump station, including a wet well, electric control building, backup generator and transformer; grading modifications to address frequent nuisance tidal flooding; and redevelopment of the plaza area to include the Freedom of the Press Memorial; green space with seating; and replacement of the existing rain garden. The prior appropriations are for the Compromise Street phase of the project, and the funding programmed in FY2023 is for the Dock Street phase of the project. | |  | |
| Financial Activity: | | Changes from Prior Year: | |
| | <u>Expended</u> | <u>Encumbered</u> | <u>Total</u> |
| March 31, 2019 | \$ 829,733 | \$ 440,562 | \$ 1,270,295 |
| March 31, 2020 | \$ 1,229,029 | \$ 93,046 | \$ 1,322,075 |
| | | Status: Construction will be phased to stay within current budget. | |
| | | Funding: The \$3 million dollar FEMA grant is pending. The total project cost increased \$735,000. The increase of tariffs and the high demand for contractors has increased the costs of construction. | |
| | | Scope: The splash pad has been removed from the project scope, and replacement of the existing rain garden has been added. | |
| | | Timing: No change. Construction is expected to begin in October 2020, pending receipt of FEMA \$3M grant. | |
| Non-City Funding Sources: Prior approved appropriations: \$2M state grant for planning; \$2M state grant for construction; pending \$3M FEMA grant for construction, \$1M state grant for construction; FY2021 \$700K state grant for construction; FY2023 \$4,000,000 Resilience Financing Authority (RFA). | | | |
| Land Use Plans: Comprehensive Plan, Stewardship Goals, Infrastructure Goals, and City Dock Master Plan | | | |


| Expenditure Schedule | Prior Approved Appropriations | Capital Improvement Program | | | | | | Total Project Cost |
|----------------------|-------------------------------|-----------------------------|--------|-----------|--------|--------|--------|--------------------|
| | | FY2021 Budget | FY2022 | FY2023 | FY2024 | FY2025 | FY2026 | |
| Land Acquisition | - | - | - | - | - | - | - | - |
| Planning | - | - | - | - | - | - | - | - |
| Design | 2,000,000 | - | - | - | - | - | - | 2,000,000 |
| Construction | 6,770,315 | 700,000 | - | 4,000,000 | - | - | - | 11,470,315 |
| City Overhead | - | 35,000 | - | - | - | - | - | 35,000 |
| Other | - | - | - | - | - | - | - | - |
| Total | 8,770,315 | 735,000 | - | 4,000,000 | - | - | - | 13,505,315 |

| Funding Schedule | Prior Approved Appropriations | Capital Improvement Program | | | | | | Total Project Cost |
|-------------------------|-------------------------------|-----------------------------|--------|-----------|--------|--------|--------|--------------------|
| | | FY2021 Budget | FY2022 | FY2023 | FY2024 | FY2025 | FY2026 | |
| Bonds | 217,246 | - | - | - | - | - | - | 217,246 |
| Pay-Go | 53,069 | - | - | - | - | - | - | 53,069 |
| Grants | 7,000,000 | 700,000 | - | - | - | - | - | 7,700,000 |
| Other - RFA | - | - | - | 4,000,000 | - | - | - | 4,000,000 |
| Other - Capital Reserve | 1,500,000 | 35,000 | - | - | - | - | - | 1,535,000 |
| Total | 8,770,315 | 735,000 | - | 4,000,000 | - | - | - | 13,505,315 |

| | | | | | |
|--|-----------------|-------------------|--|-----------------|-----|
| Project Title City Playgrounds and Parks | | | Project Number NEW | | |
| Project Description: This project will provide planning, design, construction, repair, renovation, reconstruction, site improvements, and capital equipping of playground and parks at the Pip Moyer Recreation Center and other Annapolis locations. If required, this project will also acquire real property. The specific sites and their respective costs will be determined as part of the "planning" phase. | | |  | | |
| Financial Activity: | | | | | |
| | <u>Expended</u> | <u>Encumbered</u> | <u>Total</u> | Status: | N/A |
| March 31, 2019 | N/A | N/A | N/A | Funding: | N/A |
| March 31, 2020 | N/A | N/A | N/A | Scope: | N/A |
| | | | | Timing: | N/A |
| Non-City Funding Sources: The State has awarded a \$350,000 grant. | | | | | |
| Land Use Plans: Comprehensive Plan and Quality of Life Goals | | | | | |


| Expenditure Schedule | Prior Approved Appropriations | FY2021 Budget | Capital Improvement Program | | | | | Total Project Cost |
|----------------------|-------------------------------|---------------|-----------------------------|--------|--------|--------|--------|--------------------|
| | | | FY2022 | FY2023 | FY2024 | FY2025 | FY2026 | |
| Land Acquisition | - | - | - | - | - | - | - | - |
| Planning | - | 10,000 | - | - | - | - | - | 10,000 |
| Design | - | 40,000 | - | - | - | - | - | 40,000 |
| Construction | - | 282,500 | - | - | - | - | - | 282,500 |
| City Overhead | - | 17,500 | - | - | - | - | - | 17,500 |
| Other | - | - | - | - | - | - | - | - |
| Total | - | 350,000 | - | - | - | - | - | 350,000 |

| Funding Schedule | Prior Approved Appropriations | FY2021 Budget | Capital Improvement Program | | | | | Total Project Cost |
|------------------|-------------------------------|---------------|-----------------------------|--------|--------|--------|--------|--------------------|
| | | | FY2022 | FY2023 | FY2024 | FY2025 | FY2026 | |
| Bonds | - | - | - | - | - | - | - | - |
| Pay-Go | - | - | - | - | - | - | - | - |
| Grants | - | 350,000 | - | - | - | - | - | 350,000 |
| Other | - | - | - | - | - | - | - | - |
| Total | - | 350,000 | - | - | - | - | - | 350,000 |

| | | | | | |
|---|-----------------|-------------------|--|-----------------|--|
| Project Title CRAB Boating Facility | | | Project Number TBD | | |
| Project Description: This project appropriates \$500,000 of the City's Program Open Space (POS) Acquisition funds to acquire a marina at the end of Bembe Beach Road for the use of the Chesapeake Regional Accessible Boating (CRAB) organization. CRAB is a nonprofit organization formed in 1991 that provides sailing opportunities to those with disabilities. Anne Arundel County has committed up to \$1.3 million of its POS Acquisition funds for the purchase, and the State has awarded a \$1,000,000 capital grant to CRAB for improvements. It is anticipated that CRAB will pay any closing costs, estimated at \$25,000. | | |  <p>Welcome to Chesapeake Region Accessible Boating Our mission is to bring the thrill and freedom of sailing to persons with disabilities, recovering warriors and local youth from at-risk neighborhoods.</p> | | |
| Financial Activity: | | | Changes from Prior Year: | | |
| | <u>Expended</u> | <u>Encumbered</u> | <u>Total</u> | Status: | Pending State Dept of Natural Resources approval of POS funding. |
| March 31, 2019 | N/A | N/A | N/A | Funding: | Pending state approval of POS funding. Anne Arundel County has committed to contributing \$1,300,000 of its POS funds, and CRAB has received a \$1,000,000 capital grant from the State for the project. |
| March 31, 2020 | N/A | N/A | N/A | Scope: | No change. |
| | | | | Timing: | Pending state approval of POS funding. |
| Non-City Funding Sources: Project Open Space - Acquisition Funds, both City and County. \$1,000,000 from State of Maryland capital grant. | | | | | |
| Land Use Plans: None | | | | | |


| Expenditure Schedule | Prior Approved Appropriations | FY2021 Budget | Capital Improvement Program | | | | | Total Project Cost |
|----------------------|-------------------------------|------------------|-----------------------------|----------|----------|----------|----------|--------------------|
| | | | FY2022 | FY2023 | FY2024 | FY2025 | FY2026 | |
| Land Acquisition | 500,000 | 1,500,000 | - | - | - | - | - | 2,000,000 |
| Planning | - | - | - | - | - | - | - | - |
| Design | - | 100,000 | - | - | - | - | - | 100,000 |
| Construction | - | 700,000 | - | - | - | - | - | 700,000 |
| City Overhead | - | - | - | - | - | - | - | - |
| Other | - | - | - | - | - | - | - | - |
| Total | 500,000 | 2,300,000 | - | - | - | - | - | 2,800,000 |

| Funding Schedule | Prior Approved Appropriations | FY2021 Budget | Capital Improvement Program | | | | | Total Project Cost |
|------------------------|-------------------------------|------------------|-----------------------------|----------|----------|----------|----------|--------------------|
| | | | FY2022 | FY2023 | FY2024 | FY2025 | FY2026 | |
| Bonds | - | - | - | - | - | - | - | - |
| Pay-Go | - | - | - | - | - | - | - | - |
| Grant -POS Acquisition | 500,000 | - | - | - | - | - | - | 500,000 |
| Revenue - AACO | - | 1,300,000 | - | - | - | - | - | 1,300,000 |
| State Capital Grant | - | 1,000,000 | - | - | - | - | - | 1,000,000 |
| Other | - | - | - | - | - | - | - | - |
| Total | 500,000 | 2,300,000 | - | - | - | - | - | 2,800,000 |

| | | | | | |
|--|-----------------|-------------------|--|-----------------|-----|
| Project Title Eastport Satellite Police and Community Center | | | Project Number NEW | | |
| Project Description: This project is for a satellite police and community services center in Eastport to assist in community policing and services. The facility will be located in an existing Housing Authority of the City of Annapolis facility that will be retrofitted as required for the new center. | | |  | | |
| Financial Activity: | | | | | |
| | <u>Expended</u> | <u>Encumbered</u> | <u>Total</u> | Status: | N/A |
| March 31, 2019 | N/A | N/A | N/A | Funding: | N/A |
| March 31, 2020 | N/A | N/A | N/A | Scope: | N/A |
| | | | | Timing: | N/A |
| Non-City Funding Sources: None | | | | | |
| Land Use Plans: None | | | | | |


| Expenditure Schedule | Prior Approved Appropriations | FY2021 Budget | Capital Improvement Program | | | | | Total Project Cost |
|----------------------|-------------------------------|---------------|-----------------------------|--------|--------|--------|--------|--------------------|
| | | | FY2022 | FY2023 | FY2024 | FY2025 | FY2026 | |
| Land Acquisition | - | - | - | - | - | - | - | - |
| Planning | - | - | - | - | - | - | - | - |
| Design | - | 30,000 | - | - | - | - | - | 30,000 |
| Construction | - | 300,000 | - | - | - | - | - | 300,000 |
| City Overhead | - | 16,500 | - | - | - | - | - | 16,500 |
| Other | - | - | - | - | - | - | - | - |
| Total | - | 346,500 | - | - | - | - | - | 346,500 |

| Funding Schedule | Prior Approved Appropriations | FY2021 Budget | Capital Improvement Program | | | | | Total Project Cost |
|------------------|-------------------------------|---------------|-----------------------------|--------|--------|--------|--------|--------------------|
| | | | FY2022 | FY2023 | FY2024 | FY2025 | FY2026 | |
| Bonds | - | 346,500 | - | - | - | - | - | 346,500 |
| Pay-Go | - | - | - | - | - | - | - | - |
| Grants | - | - | - | - | - | - | - | - |
| Other | - | - | - | - | - | - | - | - |
| Total | - | 346,500 | - | - | - | - | - | 346,500 |

| | | | | | |
|--|-----------------|-------------------|--|-----------------|-----|
| Project Title Fitness Equipment Replacement | | | Project Number NEW | | |
| Project Description: This project funds the replacement of aging fitness equipment at the Pip Moyer Recreation Center, including indoor exercise bicycles and cardio and weight equipment that are 10 years old. Funding will also be used to replace television and audio equipment to be compatible to current technology. | | |  | | |
| Financial Activity: | | | Changes from Prior Year: | | |
| | <u>Expended</u> | <u>Encumbered</u> | <u>Total</u> | Status: | N/A |
| March 31, 2019 | N/A | N/A | N/A | Funding: | N/A |
| March 31, 2020 | N/A | N/A | N/A | Scope: | N/A |
| | | | | Timing: | N/A |
| Non-City Funding Sources: None | | | | | |
| Land Use Plans: Comprehensive Plan, Stewardship Goals, and Infrastructure Goals | | | | | |


| Expenditure Schedule | Prior Approved Appropriations | FY2021 Budget | Capital Improvement Program | | | | | Total Project Cost |
|----------------------|-------------------------------|---------------|-----------------------------|--------|--------|--------|--------|--------------------|
| | | | FY2022 | FY2023 | FY2024 | FY2025 | FY2026 | |
| Land Acquisition | - | - | - | - | - | - | - | - |
| Planning | - | - | - | - | - | - | - | - |
| Design | - | - | - | - | - | - | - | - |
| Construction | - | - | - | - | - | - | - | - |
| City Overhead | - | - | - | - | - | - | - | - |
| Other | - | 50,000 | 50,000 | 50,000 | 50,000 | 25,000 | 25,000 | 250,000 |
| Total | - | 50,000 | 50,000 | 50,000 | 50,000 | 25,000 | 25,000 | 250,000 |

| Funding Schedule | Prior Approved Appropriations | FY2021 Budget | Capital Improvement Program | | | | | Total Project Cost |
|-------------------------|-------------------------------|---------------|-----------------------------|--------|--------|--------|--------|--------------------|
| | | | FY2022 | FY2023 | FY2024 | FY2025 | FY2026 | |
| Bonds | - | - | - | - | - | - | - | - |
| Pay-Go | - | - | - | - | - | - | - | - |
| Grants | - | - | - | - | - | - | - | - |
| Other - Capital Reserve | - | 50,000 | 50,000 | 50,000 | 50,000 | 25,000 | 25,000 | 250,000 |
| Total | - | 50,000 | 50,000 | 50,000 | 50,000 | 25,000 | 25,000 | 250,000 |

| | | | | |
|---|-----------------|--|--------------|---------------------------------|
| Project Title Forest Drive Fire Station Renovations | | Project Number 50024 | | |
| Project Description: This project constructs ADA compliant female restroom and locker facilities at the Forest Drive Fire Station and upgrades the current public restroom to be ADA compliant. Costs, estimated at \$405,300 in FY2023, will be refined during the design process. | |  | | |
| Financial Activity: | | | | Changes from Prior Year: |
| | <u>Expended</u> | <u>Encumbered</u> | <u>Total</u> | Status: No change. |
| March 31, 2019 | \$ - | \$ - | \$ - | Funding: No change. |
| March 31, 2020 | \$ - | \$ - | \$ - | Scope: No change. |
| | | | | Timing: No change. |
| Non-City Funding Sources: None | | | | |
| Land Use Plans: Comprehensive Plan, Stewardship Goals, and Infrastructure Goals | | | | |


| Expenditure Schedule | Prior Approved Appropriations | FY2021 Budget | Capital Improvement Program | | | | | Total Project Cost |
|----------------------|-------------------------------|---------------|-----------------------------|----------------|----------|----------|----------|--------------------|
| | | | FY2022 | FY2023 | FY2024 | FY2025 | FY2026 | |
| Land Acquisition | - | - | - | - | - | - | - | - |
| Planning | - | - | - | - | - | - | - | - |
| Design | 15,750 | - | - | - | - | - | - | 15,750 |
| Construction | - | - | - | 405,300 | - | - | - | 405,300 |
| City Overhead | - | - | - | - | - | - | - | - |
| Other | - | - | - | - | - | - | - | - |
| Total | 15,750 | - | - | 405,300 | - | - | - | 421,050 |

| Funding Schedule | Prior Approved Appropriations | FY2021 Budget | Capital Improvement Program | | | | | Total Project Cost |
|------------------|-------------------------------|---------------|-----------------------------|----------------|----------|----------|----------|--------------------|
| | | | FY2022 | FY2023 | FY2024 | FY2025 | FY2026 | |
| Bonds | 15,750 | - | - | 405,300 | - | - | - | 421,050 |
| Pay-Go | - | - | - | - | - | - | - | - |
| Grants | - | - | - | - | - | - | - | - |
| Other | - | - | - | - | - | - | - | - |
| Total | 15,750 | - | - | 405,300 | - | - | - | 421,050 |

| Project Title General Roadways | | Project Number 40012/40016/40018 | | | | | | | | | | | | | |
|--|-----------------|--|-----------------|-------------------|--------------|----------------|--------------|------------|--------------|----------------|--------------|--------------|--------------|---|--|
| Project Description: This project is to resurface and reconstruct the City's streets, curbs, and gutters. The City continually analyzes each area to develop a list based on conditions. Resurfacing activities include pavement milling and patching, utility adjustments, curb and gutter replacement, pavement resurfacing, brick repairs and replacement, and replacement of pavement markings. The ADA requires wheelchair accessible ramps at intersections where sidewalks adjoin streets. Although most of the City intersections have handicapped ramps, funds are used as necessary to update the existing ramps to the current standard or for new ramps. | |  | | | | | | | | | | | | | |
| Financial Activity: <table border="1"> <thead> <tr> <th></th> <th><u>Expended</u></th> <th><u>Encumbered</u></th> <th><u>Total</u></th> </tr> </thead> <tbody> <tr> <td>March 31, 2019</td> <td>\$ 4,002,386</td> <td>\$ 997,614</td> <td>\$ 5,000,000</td> </tr> <tr> <td>March 31, 2020</td> <td>\$ 5,569,076</td> <td>\$ 1,500,000</td> <td>\$ 7,069,076</td> </tr> </tbody> </table> | | | <u>Expended</u> | <u>Encumbered</u> | <u>Total</u> | March 31, 2019 | \$ 4,002,386 | \$ 997,614 | \$ 5,000,000 | March 31, 2020 | \$ 5,569,076 | \$ 1,500,000 | \$ 7,069,076 | Changes from Prior Year: Status: Continuous paving. Funding: No change. Scope: No change. Timing: No delays. | |
| | <u>Expended</u> | <u>Encumbered</u> | <u>Total</u> | | | | | | | | | | | | |
| March 31, 2019 | \$ 4,002,386 | \$ 997,614 | \$ 5,000,000 | | | | | | | | | | | | |
| March 31, 2020 | \$ 5,569,076 | \$ 1,500,000 | \$ 7,069,076 | | | | | | | | | | | | |
| Non-City Funding Sources: None | | | | | | | | | | | | | | | |
| Land Use Plans: Comprehensive Plan, Stewardship Goals, and Infrastructure Goals | | | | | | | | | | | | | | | |

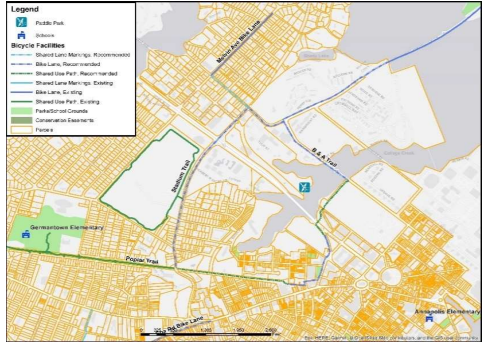
| Expenditure Schedule | Prior Approved Appropriations | FY2021 Budget | Capital Improvement Program | | | | | Total Project Cost |
|----------------------|-------------------------------|------------------|-----------------------------|------------------|------------------|------------------|------------------|--------------------|
| | | | FY2022 | FY2023 | FY2024 | FY2025 | FY2026 | |
| Land Acquisition | - | - | - | - | - | - | - | - |
| Planning | - | - | - | - | - | - | - | - |
| Design | - | - | - | - | - | - | - | - |
| Construction | 7,600,000 | 2,850,000 | 2,850,000 | 2,850,000 | 2,850,000 | 2,850,000 | 2,850,000 | 24,700,000 |
| City Overhead | 400,000 | 150,000 | 150,000 | 150,000 | 150,000 | 150,000 | 150,000 | 1,300,000 |
| Other | - | - | - | - | - | - | - | - |
| Total | 8,000,000 | 3,000,000 | 3,000,000 | 3,000,000 | 3,000,000 | 3,000,000 | 3,000,000 | 26,000,000 |

| Funding Schedule | Prior Approved Appropriations | FY2021 Budget | Capital Improvement Program | | | | | Total Project Cost |
|-------------------------|-------------------------------|------------------|-----------------------------|------------------|------------------|------------------|------------------|--------------------|
| | | | FY2022 | FY2023 | FY2024 | FY2025 | FY2026 | |
| Bonds | 2,500,000 | 1,500,000 | 3,000,000 | 3,000,000 | 3,000,000 | 3,000,000 | 3,000,000 | 19,000,000 |
| Pay-Go | - | - | - | - | - | - | - | - |
| Grants | - | - | - | - | - | - | - | - |
| Other - Bond Premium | 1,000,000 | - | - | - | - | - | - | 1,000,000 |
| Other - Capital Reserve | 4,500,000 | 1,500,000 | - | - | - | - | - | 6,000,000 |
| Total | 8,000,000 | 3,000,000 | 3,000,000 | 3,000,000 | 3,000,000 | 3,000,000 | 3,000,000 | 26,000,000 |

| | | | |
|--|-----------------|--|---|
| Project Title General Sidewalks | | Project Number 40010/40015/40017/40019 | |
| Project Description: This project is for the sidewalk repairs. The ongoing repair program is based on a comprehensive, citywide sidewalk condition assessment. Sidewalks are inspected for cracking, faulting, and scaling. Based upon this assessment, a list of priorities for repair and reconstruction is developed each year, taking into the sidewalk's condition and the importance of its location to citywide pedestrian traffic. | |  | |
| Financial Activity: | | Changes from Prior Year: | |
| | <u>Expended</u> | <u>Encumbered</u> | <u>Total</u> |
| March 31, 2019 | \$ 1,791,785 | \$ 100,000 | \$ 1,891,785 |
| March 31, 2020 | \$ 2,817,346 | \$ 209,759 | \$ 3,027,105 |
| | | | Status: Continuous sidewalk repairs. |
| | | | Funding: Prior year funding is sufficient for identified projects in FY2021. |
| | | | Scope: No change. |
| | | | Timing: No delays. |
| Non-City Funding Sources: None | | | |
| Land Use Plans: Comprehensive Plan, Stewardship Goals, and Infrastructure Goals | | | |


| Expenditure Schedule | Prior Approved Appropriations | FY2021 Budget | Capital Improvement Program | | | | | Total Project Cost |
|----------------------|-------------------------------|---------------|-----------------------------|---------|---------|---------|---------|--------------------|
| | | | FY2022 | FY2023 | FY2024 | FY2025 | FY2026 | |
| Land Acquisition | - | - | - | - | - | - | - | - |
| Planning | - | - | - | - | - | - | - | - |
| Design | - | - | - | - | - | - | - | - |
| Construction | 3,972,756 | - | 570,000 | 570,000 | 570,000 | 570,000 | 570,000 | 6,822,756 |
| City Overhead | 209,092 | - | 30,000 | 30,000 | 30,000 | 30,000 | 30,000 | 359,092 |
| Other | - | - | - | - | - | - | - | - |
| Total | 4,181,848 | - | 600,000 | 600,000 | 600,000 | 600,000 | 600,000 | 7,181,848 |

| Funding Schedule | Prior Approved Appropriations | FY2021 Budget | Capital Improvement Program | | | | | Total Project Cost |
|-------------------------|-------------------------------|---------------|-----------------------------|---------|---------|---------|---------|--------------------|
| | | | FY2022 | FY2023 | FY2024 | FY2025 | FY2026 | |
| Bonds | 2,060,000 | - | 600,000 | 600,000 | 600,000 | 600,000 | 600,000 | 5,060,000 |
| Pay-Go | 1,521,848 | - | - | - | - | - | - | 1,521,848 |
| Grants | - | - | - | - | - | - | - | - |
| Other - Capital Reserve | 600,000 | - | - | - | - | - | - | 600,000 |
| Total | 4,181,848 | - | 600,000 | 600,000 | 600,000 | 600,000 | 600,000 | 7,181,848 |

| Project Title Hiker/Biker Path – Rte. 450 to the Navy Memorial Stadium | | Project Number 50025 | | | | | | | | | | | | | |
|--|-----------------|--|-----------------|-------------------|--------------|----------------|-----|-----|-----|----------------|------|------|------|--|--|
| Project Description: This project consists of (1) a shared use path within the State right-of-way along Routes 450 and 435 from the Naval Academy Bridge to Taylor Avenue, and (2) a bike lane or sharrows along Annapolis Street, Melvin Avenue, and Farragut Road. Portions of the route require the State to obtain an easement for ownership. Along Annapolis Street, a bike lane or sharrows will be installed from Taylor Avenue to Melvin Avenue. The City is partnering with the Naval Academy and State Highway Administration (SHA) and contributing toward the completion of the total project. | |  | | | | | | | | | | | | | |
| Financial Activity: <table border="1"> <thead> <tr> <th></th> <th><u>Expended</u></th> <th><u>Encumbered</u></th> <th><u>Total</u></th> </tr> </thead> <tbody> <tr> <td>March 31, 2019</td> <td>N/A</td> <td>N/A</td> <td>N/A</td> </tr> <tr> <td>March 31, 2020</td> <td>\$ -</td> <td>\$ -</td> <td>\$ -</td> </tr> </tbody> </table> | | | <u>Expended</u> | <u>Encumbered</u> | <u>Total</u> | March 31, 2019 | N/A | N/A | N/A | March 31, 2020 | \$ - | \$ - | \$ - | Changes from Prior Year: Status: Project is delayed due to SHA approval. Funding: Total project cost has increased \$11,150 due to inflation. Scope: No change. Timing: Delayed one year from FY2021-FY2023 to FY2022-FY2024. | |
| | <u>Expended</u> | <u>Encumbered</u> | <u>Total</u> | | | | | | | | | | | | |
| March 31, 2019 | N/A | N/A | N/A | | | | | | | | | | | | |
| March 31, 2020 | \$ - | \$ - | \$ - | | | | | | | | | | | | |
| Non-City Funding Sources: None | | | | | | | | | | | | | | | |
| Land Use Plans: Comprehensive Plan and Transportation Goals | | | | | | | | | | | | | | | |


| Expenditure Schedule | Prior Approved Appropriations | FY2021 Budget | Capital Improvement Program | | | | | Total Project Cost |
|----------------------|-------------------------------|---------------|-----------------------------|----------------|----------------|----------|----------|--------------------|
| | | | FY2022 | FY2023 | FY2024 | FY2025 | FY2026 | |
| Land Acquisition | - | - | - | - | - | - | - | - |
| Planning | 46,850 | - | - | - | - | - | - | 46,850 |
| Design | 10,000 | - | - | - | - | - | - | 10,000 |
| Construction | - | - | 20,000 | 100,000 | 100,000 | - | - | 220,000 |
| City Overhead | 3,150 | - | 1,150 | 5,000 | 5,000 | - | - | 14,300 |
| Other | 3,000 | - | 3,000 | - | - | - | - | 6,000 |
| Total | 63,000 | - | 24,150 | 105,000 | 105,000 | - | - | 297,150 |

| Funding Schedule | Prior Approved Appropriations | FY2021 Budget | Capital Improvement Program | | | | | Total Project Cost |
|------------------------|-------------------------------|---------------|-----------------------------|----------------|----------------|----------|----------|--------------------|
| | | | FY2022 | FY2023 | FY2024 | FY2025 | FY2026 | |
| Bonds | - | - | - | - | - | - | - | - |
| Pay-Go | 63,000 | - | - | - | - | - | - | 63,000 |
| Grants | - | - | - | - | - | - | - | - |
| Other- Capital Reserve | - | - | 24,150 | 105,000 | 105,000 | - | - | 234,150 |
| Total | 63,000 | - | 24,150 | 105,000 | 105,000 | - | - | 297,150 |

| | | | |
|--|-----------------|--|---|
| Project Title Main Street Rebricking | | Project Number 40011 | |
| Project Description: Deterioration of the Main Street base and sub-base has resulted in severe settlement of both the travel lane and the crosswalks. The existing roadway is showing signs of accelerated deterioration and removal of fine aggregate from the subbase during rain events. This project will remove and replace the brick surface and base courses to return the roadway to a smooth and uniform surface. It may include modification of the curb line and sidewalks. Changes in regulations will require some redesign of this project. The City Council has modified this project description to require that the City Administration take any proposed modification to the existing curb line or sidewalk to the Historic Preservation Commission for its review and to require the City Council's approval of the design before moving ahead with construction. | |  | |
| Financial Activity: | | Changes from Prior Year: | |
| | <u>Expended</u> | <u>Encumbered</u> | <u>Total</u> |
| March 31, 2019 | \$ - | \$ - | \$ - |
| March 31, 2020 | \$ - | \$ - | \$ - |
| | | | Status: No change. |
| | | | Funding: The total project cost increased \$83,600 due to inflation. |
| | | | Scope: No change. |
| | | | Timing: Project has been deferred a year. Construction is programmed in FY 2024. |
| Non-City Funding Sources: None | | | |
| Land Use Plans: Comprehensive Plan, Stewardship Goals, and Infrastructure Goals | | | |


| Expenditure Schedule | Prior Approved Appropriations | FY2021 Budget | Capital Improvement Program | | | | | Total Project Cost |
|----------------------|-------------------------------|---------------|-----------------------------|----------|------------------|----------|----------|--------------------|
| | | | FY2022 | FY2023 | FY2024 | FY2025 | FY2026 | |
| Land Acquisition | - | - | - | - | - | - | - | - |
| Planning | - | - | - | - | - | - | - | - |
| Design | 532,000 | - | - | - | - | - | - | 532,000 |
| Construction | - | - | - | - | 1,759,600 | - | - | 1,759,600 |
| City Overhead | 28,000 | - | - | - | 88,000 | - | - | 116,000 |
| Other | - | - | - | - | - | - | - | - |
| Total | 560,000 | - | - | - | 1,847,600 | - | - | 2,407,600 |

| Funding Schedule | Prior Approved Appropriations | FY2021 Budget | Capital Improvement Program | | | | | Total Project Cost |
|------------------------|-------------------------------|---------------|-----------------------------|----------|------------------|----------|----------|--------------------|
| | | | FY2022 | FY2023 | FY2024 | FY2025 | FY2026 | |
| Bonds | 500,000 | - | - | - | 1,847,600 | - | - | 2,347,600 |
| Pay-Go | - | - | - | - | - | - | - | - |
| Grants | - | - | - | - | - | - | - | - |
| Other- Capital Reserve | 60,000 | - | - | - | - | - | - | 60,000 |
| Total | 560,000 | - | - | - | 1,847,600 | - | - | 2,407,600 |

| | | | |
|--|-----------------|--|--------------|
| Project Title Maintenance Facilities | | Project Number 20004 | |
| Project Description: This project replaces the Public Works facilities located at 932/935/937 Spa Road with a new Public Works Maintenance Facility at 39 Hudson Street. The new facility will house the maintenance and operations functions for the Department of Public Works, including facilities, streets, vehicles, water distribution system, sewer collection system, and stormwater facilities. The project includes a new salt barn. The removal of the fuel operation at Spa Road is also included in the project. | |  | |
| Financial Activity: | | Changes from Prior Year: | |
| | <u>Expended</u> | <u>Encumbered</u> | <u>Total</u> |
| March 31, 2019 | \$ 1,458,819 | \$ 24,532 | \$ 1,483,351 |
| March 31, 2020 | \$ 3,725,723 | \$ 8,582 | \$ 3,734,305 |
| | | Status: The City has purchased 39 Hudson Street as the new location for the Maintenance Facility | |
| | | Funding: The cost of the project has increased due to inflation, the acquisition of 39 Hudson Street, the addition of the salt barn, and material storage facilities, additional vehicle storage, and increased stormwater management requirements. | |
| | | Scope: The project includes a new salt barn, adequate vehicle/equipment storage, material corrals, and removal of the fuel system at Spa Rd. | |
| | | Timing: Design is anticipated to be completed by the spring of 2021 with construction completed by the spring of 2022. | |
| Non-City Funding Sources: None | | | |
| Land Use Plans: Comprehensive Plan, Stewardship Goals, and Infrastructure Goals | | | |


| Expenditure Schedule | Prior Approved Appropriations | FY2021 Budget | Capital Improvement Program | | | | | Total Project Cost |
|----------------------|-------------------------------|------------------|-----------------------------|----------|----------|----------|----------|--------------------|
| | | | FY2022 | FY2023 | FY2024 | FY2025 | FY2026 | |
| Land Acquisition | 2,213,311 | - | - | - | - | - | - | 2,213,311 |
| Planning | - | - | - | - | - | - | - | - |
| Design | - | 250,000 | - | - | - | - | - | 250,000 |
| Construction | 3,307,953 | 5,603,500 | - | - | - | - | - | 8,911,453 |
| City Overhead | 290,593 | 396,500 | - | - | - | - | - | 687,093 |
| Total | 5,811,857 | 6,250,000 | - | - | - | - | - | 12,061,857 |

| Funding Schedule | Prior Approved Appropriations | FY2021 Budget | Capital Improvement Program | | | | | Total Project Cost |
|------------------------|-------------------------------|------------------|-----------------------------|----------|----------|----------|----------|--------------------|
| | | | FY2022 | FY2023 | FY2024 | FY2025 | FY2026 | |
| Bonds - General Fund | 5,761,857 | 4,125,000 | - | - | - | - | - | 9,886,857 |
| Bonds - Refuse Fund | - | 250,000 | - | - | - | - | - | 250,000 |
| Bonds - Sewer Fund | - | 500,000 | - | - | - | - | - | 500,000 |
| Bonds - Water Fund | - | 1,250,000 | - | - | - | - | - | 1,250,000 |
| Bonds - Watershed Fund | - | 125,000 | - | - | - | - | - | 125,000 |
| Pay-Go | 50,000 | - | - | - | - | - | - | 50,000 |
| Total | 5,811,857 | 6,250,000 | - | - | - | - | - | 12,061,857 |

| Project Title Maynard Burgess House | | Project Number 20002 | | | | | | | | | | | | | |
|--|-----------------|--|-----------------|-------------------|--------------|----------------|------------|------|------------|----------------|------------|-----------|------------|---|--|
| Project Description: The Maynard Burgess House has undergone several phases of work. This final phase of construction will address the first floor interior finishes, walls, floors, ceilings, and trim and complete security, fire detection and suppression systems, and installation of exhibits. The project will include archeological recordation, offsite storage of artifacts, and a more delicate means of construction to preserve the historical integrity of the building. The property is protected (interior, exterior, grounds) by a perpetual historic preservation easement held by the Maryland Historical Trust; therefore, all work must be consistent with the Secretary of the Interior's Standards for Rehabilitation. The exterior work and ground disturbance is also subject to review and approval of the Annapolis Historic Preservation Commission. | |  | | | | | | | | | | | | | |
| <table border="1"> <thead> <tr> <th></th> <th><u>Expended</u></th> <th><u>Encumbered</u></th> <th><u>Total</u></th> </tr> </thead> <tbody> <tr> <td>March 31, 2019</td> <td>\$ 431,245</td> <td>\$ -</td> <td>\$ 431,245</td> </tr> <tr> <td>March 31, 2020</td> <td>\$ 468,548</td> <td>\$ 52,137</td> <td>\$ 520,685</td> </tr> </tbody> </table> | | | <u>Expended</u> | <u>Encumbered</u> | <u>Total</u> | March 31, 2019 | \$ 431,245 | \$ - | \$ 431,245 | March 31, 2020 | \$ 468,548 | \$ 52,137 | \$ 520,685 | Changes from Prior Year: Status: Received Maryland Historical Trust preservation easement approval. Funding: The total project cost has increased due to the increase in demand and cost for historic building labor, unanticipated additional construction costs, archeology, and offsite storage of artifacts. Scope: The project has been revised to include archeological recordation, offsite storage of artifacts, and a more delicate means of construction to preserve the historical integrity of the building. Timing: Anticipated completion in fiscal year 2021. | |
| | <u>Expended</u> | <u>Encumbered</u> | <u>Total</u> | | | | | | | | | | | | |
| March 31, 2019 | \$ 431,245 | \$ - | \$ 431,245 | | | | | | | | | | | | |
| March 31, 2020 | \$ 468,548 | \$ 52,137 | \$ 520,685 | | | | | | | | | | | | |
| Non-City Funding Sources: Grant Funds - Maryland Historic Trust (MHT): \$100,000 received from MHT in 2016 and 2019. African American Heritage Preservation Program - \$100,000 grant with \$100,000 City match is pending. | | | | | | | | | | | | | | | |
| Land Use Plans: Stewardship Goals | | | | | | | | | | | | | | | |


| Expenditure Schedule | Prior Approved Appropriations | FY2021 Budget | Capital Improvement Program | | | | | Total Project Cost |
|----------------------|-------------------------------|----------------|-----------------------------|--------|--------|--------|--------|--------------------|
| | | | FY2022 | FY2023 | FY2024 | FY2025 | FY2026 | |
| Land Acquisition | - | - | - | - | - | - | - | - |
| Planning | - | - | - | - | - | - | - | - |
| Design | 175,589 | - | - | - | - | - | - | 175,589 |
| Construction | 687,862 | 200,000 | - | - | - | - | - | 887,862 |
| City Overhead | 46,515 | 10,000 | - | - | - | - | - | 56,515 |
| Other | 20,343 | - | - | - | - | - | - | 20,343 |
| Total | 930,309 | 210,000 | - | - | - | - | - | 1,140,309 |

| Funding Schedule | Prior Approved Appropriations | FY2021 Budget | Capital Improvement Program | | | | | Total Project Cost |
|-------------------------|-------------------------------|----------------|-----------------------------|--------|--------|--------|--------|--------------------|
| | | | FY2022 | FY2023 | FY2024 | FY2025 | FY2026 | |
| Bonds | 330,309 | - | - | - | - | - | - | 330,309 |
| Pay-Go | - | - | - | - | - | - | - | - |
| Grants | 200,000 | 100,000 | - | - | - | - | - | 300,000 |
| Other - Capital Reserve | 400,000 | 110,000 | - | - | - | - | - | 510,000 |
| Total | 930,309 | 210,000 | - | - | - | - | - | 1,140,309 |

| | | | |
|---|-----------------|--|--------------|
| Project Title Russell Street | | Project Number 40013 | |
| Project Description: This project is to reconstruct Russell Street between Smithville Street and West Street (MD450) to improve pedestrian, vehicular, and bicycle access to the Bates Legacy and Community Center and the Spa Creek Trail. Improvements include a sidewalk on the west side of the street, a bike lane southbound on the street, and curb and gutter to define the street edge. This project implements a portion of the 2005 Bates Community Legacy Plan. | |  | |
| Financial Activity: | | Changes from Prior Year: | |
| | <u>Expended</u> | <u>Encumbered</u> | <u>Total</u> |
| March 31, 2019 | \$ - | \$ - | \$ - |
| March 31, 2020 | \$ - | \$ - | \$ - |
| | | | |
| | | | |
| | | | |
| Non-City Funding Sources: None | | Status: No change - still pending due to confirmation of the existing right-of-way. | |
| | | Funding: No change. | |
| | | Scope: No change. | |
| | | Timing: No change. | |
| Land Use Plans: None | | | |

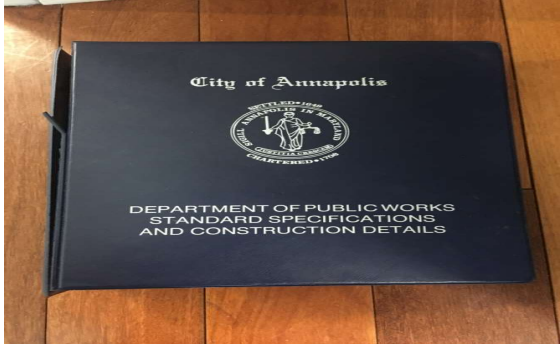
| Expenditure Schedule | Prior Approved Appropriations | FY2021 Budget | Capital Improvement Program | | | | | Total Project Cost |
|----------------------|-------------------------------|---------------|-----------------------------|----------|----------|----------|----------|--------------------|
| | | | FY2022 | FY2023 | FY2024 | FY2025 | FY2026 | |
| Land Acquisition | - | - | - | - | - | - | - | - |
| Planning | - | - | - | - | - | - | - | - |
| Design | 111,000 | - | - | - | - | - | - | 111,000 |
| Construction | 630,950 | - | - | - | - | - | - | 630,950 |
| City Overhead | 39,050 | - | - | - | - | - | - | 39,050 |
| Other | - | - | - | - | - | - | - | - |
| Total | 781,000 | - | - | - | - | - | - | 781,000 |

| Funding Schedule | Prior Approved Appropriations | FY2021 Budget | Capital Improvement Program | | | | | Total Project Cost |
|-------------------------|-------------------------------|---------------|-----------------------------|----------|----------|----------|----------|--------------------|
| | | | FY2022 | FY2023 | FY2024 | FY2025 | FY2026 | |
| Bonds | - | - | - | - | - | - | - | - |
| Pay-Go | - | - | - | - | - | - | - | - |
| Grants | - | - | - | - | - | - | - | - |
| Other - Capital Reserve | 781,000 | - | - | - | - | - | - | 781,000 |
| Total | 781,000 | - | - | - | - | - | - | 781,000 |

| Project Title S. Southwood Sidewalk and Stormwater Management | | Project Number TBD | | | | | | | | | | | | | |
|--|-----------------|--|-----------------|-------------------|--------------|----------------|------|------|------|----------------|------|------|------|---|--|
| Project Description: This project is for the installation of sidewalks, curbs, gutters, and roadway construction in the South Southwood area, an area that includes almost three miles of roads with an approximate 40 foot right-of-way. A feasibility study of the existing infrastructure will determine potential areas for connecting missing sidewalk sections and upgrading the existing sidewalks to be ADA compliant. The project includes evaluating stormwater management to address drainage complaints and to treat runoff from the additional impervious area due to the new sidewalks. It also includes treatment of the existing impervious area and evaluating the storm drain system to determine whether additional infrastructure is needed. The City will have to acquire right-of-way for installation of sidewalks, curb, gutter and roadway as necessary. This project assumes that the necessary rights-of-way for the installation of sidewalks, curbs, gutters, and roadways will be donated to the City and not purchased. | |  | | | | | | | | | | | | | |
| Financial Activity: <table border="1" style="width: 100%; border-collapse: collapse;"> <thead> <tr> <th></th> <th style="text-align: right;"><u>Expended</u></th> <th style="text-align: right;"><u>Encumbered</u></th> <th style="text-align: right;"><u>Total</u></th> </tr> </thead> <tbody> <tr> <td>March 31, 2019</td> <td style="text-align: right;">\$ -</td> <td style="text-align: right;">\$ -</td> <td style="text-align: right;">\$ -</td> </tr> <tr> <td>March 31, 2020</td> <td style="text-align: right;">\$ -</td> <td style="text-align: right;">\$ -</td> <td style="text-align: right;">\$ -</td> </tr> </tbody> </table> | | | <u>Expended</u> | <u>Encumbered</u> | <u>Total</u> | March 31, 2019 | \$ - | \$ - | \$ - | March 31, 2020 | \$ - | \$ - | \$ - | Changes from Prior Year: Status: Planning will begin in FY2021 to determine what rights-of-way might be needed. Funding: Total project cost has increased \$184,550 due to inflation and additional planning costs in fiscal year 2021. Scope: No change. Timing: Planning has been moved from FY2021 to FY2021-FY2022. Construction has been moved from FY2022-FY2023 to FY2023-FY2024. | |
| | <u>Expended</u> | <u>Encumbered</u> | <u>Total</u> | | | | | | | | | | | | |
| March 31, 2019 | \$ - | \$ - | \$ - | | | | | | | | | | | | |
| March 31, 2020 | \$ - | \$ - | \$ - | | | | | | | | | | | | |
| Non-City Funding Sources: None | | | | | | | | | | | | | | | |
| Land Use Plans: Comprehensive Plan and Transportation Goals | | | | | | | | | | | | | | | |


| Expenditure Schedule | Prior Approved Appropriations | FY2021 Budget | Capital Improvement Program | | | | | Total Project Cost |
|----------------------|-------------------------------|---------------|-----------------------------|-----------|-----------|--------|--------|--------------------|
| | | | FY2022 | FY2023 | FY2024 | FY2025 | FY2026 | |
| Land Acquisition | - | - | - | - | - | - | - | - |
| Planning | - | 50,000 | 216,300 | - | - | - | - | 266,300 |
| Design | - | - | - | 405,000 | - | - | - | 405,000 |
| Construction | - | - | - | 902,250 | 1,176,000 | - | - | 2,078,250 |
| City Overhead | - | 2,500 | 10,800 | 65,450 | 58,800 | - | - | 137,550 |
| Other | - | - | - | - | - | - | - | - |
| Total | - | 52,500 | 227,100 | 1,372,700 | 1,234,800 | - | - | 2,887,100 |

| Funding Schedule | Prior Approved Appropriations | FY2021 Budget | Capital Improvement Program | | | | | Total Project Cost |
|-------------------------|-------------------------------|---------------|-----------------------------|-----------|-----------|--------|--------|--------------------|
| | | | FY2022 | FY2023 | FY2024 | FY2025 | FY2026 | |
| Bonds | - | 52,500 | 227,100 | 1,372,700 | 1,234,800 | - | - | 2,887,100 |
| Pay-Go | - | - | - | - | - | - | - | - |
| Grants | - | - | - | - | - | - | - | - |
| Other - Capital Reserve | - | - | - | - | - | - | - | - |
| Total | - | 52,500 | 227,100 | 1,372,700 | 1,234,800 | - | - | 2,887,100 |

| | | | |
|---|-----------------|--|--------------|
| Project Title Standard Specifications and Construction Details | | Project Number 50022 | |
| Project Description: The current Standard Specifications and Construction Details were issued in August 1988. The Standard Specifications and Construction Details ensure land developers and engineers design and construct infrastructure that meet Annapolis' requirements. The Standard Specifications and Details are applicable to developer and City of Annapolis capital projects and ensure consistency across all projects. The current Standard Specifications and Construction Details require a thorough update and need to be available electronically. Additionally, the specifications and details need to be updated every year. | |  | |
| Financial Activity: | | Changes from Prior Year: | |
| | <u>Expended</u> | <u>Encumbered</u> | <u>Total</u> |
| March 31, 2019 | \$ 100,000 | \$ - | \$ 100,000 |
| March 31, 2020 | \$ 27,253 | \$ 140,521 | \$ 167,774 |
| | | Status: Project work is ongoing by the consultant retained for the project. | |
| | | Funding: The total project cost has increased \$5,250 for overhead in FY2021. FY2021 funding sources include \$106,750 of pay-go from the Sewer Fund and \$106,750 of pay-go from the Water Fund. Funding from the General Fund capital reserve is reduced by \$103,250 in FY2021, resulting in the General Fund, Water Fund, and Sewer Fund sharing equally in the cost. | |
| | | Scope: No change. | |
| | | Timing: It is anticipated that this project will be completed by December 2020. Annual updates will required and paid for from the operating budgets. | |
| Non-City Funding Sources: None | | | |
| Land Use Plans: None | | | |


| Expenditure Schedule | Prior Approved Appropriations | FY2021 Budget | Improvement | | | | | Total Project Cost |
|----------------------|-------------------------------|---------------|-------------|--------|--------|--------|--------|--------------------|
| | | | FY2022 | FY2023 | FY2024 | FY2025 | FY2026 | |
| Land Acquisition | - | - | - | - | - | - | - | - |
| Planning | - | - | - | - | - | - | - | - |
| Design | 199,500 | 105,000 | - | - | - | - | - | 304,500 |
| Construction | - | - | - | - | - | - | - | - |
| City Overhead | 10,500 | 5,250 | - | - | - | - | - | 15,750 |
| Other | - | - | - | - | - | - | - | - |
| Total | 210,000 | 110,250 | - | - | - | - | - | 320,250 |

| Funding Schedule | Prior Approved Appropriations | FY2021 Budget | Improvement | | | | | Total Project Cost |
|-----------------------|-------------------------------|---------------|-------------|--------|--------|--------|--------|--------------------|
| | | | FY2022 | FY2023 | FY2024 | FY2025 | FY2026 | |
| Bonds | - | - | - | - | - | - | - | - |
| Pay-Go - Sewer Fund | - | 106,750 | - | - | - | - | - | 106,750 |
| Pay-Go - Water Fund | - | 106,750 | - | - | - | - | - | 106,750 |
| Pay-Go - General Fund | - | - | - | - | - | - | - | - |
| Grants | - | - | - | - | - | - | - | - |
| Capital Reserve | 210,000 | (103,250) | - | - | - | - | - | 106,750 |
| Total | 210,000 | 110,250 | - | - | - | - | - | 320,250 |

| | | | |
|---|--|--|--|
| Project Title Traffic Signal Rehabilitation | | Project Number 50018 | |
| Project Description: This project provides for the evaluation and prioritization of citywide traffic signal repairs to the existing signal heads, controllers, poles, and detection equipment with upgrades, including camera detection; actuated pedestrian signals (APS); and coordinated signal timing. This project also provides for the construction of a new traffic signal at the intersection of Randall and Dock Streets, including poles, signal heads, controller, detection equipment, and pedestrian signals, as well as upgrades to the adjacent traffic signal at Randall and Prince George Street. | |  | |
| Financial Activity: | | Changes from Prior Year: | |
| | <u>Expended</u> <u>Encumbered</u> <u>Total</u> | Status: | Installation of a traffic signal at Randall and Dock Streets will depend on the approved design for the redevelopment of City Dock. The conceptual plan developed by the City Dock Action Committee (CDAC) does not include a traffic signal at that location. |
| March 31, 2019 | \$ 31,783 \$ 18,135 \$ 49,918 | Funding: | Total project cost has increased \$34,000 due to inflation. |
| March 31, 2020 | \$ 33,861 \$ - \$ 33,861 | Scope: | Prior approved planning funds will be used for citywide traffic signal infrastructure assessment. Prior approved planning and construction funds will be used to design and construct signal repairs per assessment recommendations. |
| Non-City Funding Sources: None | | Timing: | Construction has been deferred from FY2021-FY2023 to FY2022-FY2024, pending completion of the citywide assessment. |
| Land Use Plans: None | | | |


| | | Capital Improvement Program | | | | | | |
|----------------------|-------------------------------|-----------------------------|----------------|----------------|----------------|----------|----------|--------------------|
| Expenditure Schedule | Prior Approved Appropriations | FY2021 Budget | FY2022 | FY2023 | FY2024 | FY2025 | FY2026 | Total Project Cost |
| Land Acquisition | - | - | - | - | - | - | - | - |
| Planning | 100,000 | - | - | - | - | - | - | 100,000 |
| Design | 150,000 | - | - | - | - | - | - | 150,000 |
| Construction | 267,750 | - | 650,750 | 483,100 | 483,100 | - | - | 1,884,700 |
| City Overhead | 27,250 | - | 34,250 | 25,400 | 25,400 | - | - | 112,300 |
| Other | - | - | - | - | - | - | - | - |
| Total | 545,000 | - | 685,000 | 508,500 | 508,500 | - | - | 2,247,000 |

| | | Capital Improvement Program | | | | | | |
|------------------|-------------------------------|-----------------------------|----------------|----------------|----------------|----------|----------|--------------------|
| Funding Schedule | Prior Approved Appropriations | FY2021 Budget | FY2022 | FY2023 | FY2024 | FY2025 | FY2026 | Total Project Cost |
| Bonds | 545,000 | - | 685,000 | 508,500 | 508,500 | - | - | 2,247,000 |
| Pay-Go | - | - | - | - | - | - | - | - |
| Grants | - | - | - | - | - | - | - | - |
| Other | - | - | - | - | - | - | - | - |
| Total | 545,000 | - | 685,000 | 508,500 | 508,500 | - | - | 2,247,000 |

| Project Title Traffic Signal at West Street and Gibraltar Avenue Contribution | | Project Number 50026 | | | | | | | | | | | | | |
|--|-----------------|--|-----------------|-------------------|--------------|----------------|-----|-----|-----|----------------|------|------|------|---|--|
| Project Description: Under this project, the City will contribute \$75,000 to the cost of state traffic signal at the intersection of West Street and Gibraltar Avenue that will be constructed by the developer. Anne Arundel County will also contribute \$75,000, and the developer of the 2010 West Street project will contribute the remainder, also estimated at \$75,000. The traffic impact study for 2010 West Street showed that a traffic signal is warranted, and SHA has concurred with the findings of the study. | |  | | | | | | | | | | | | | |
| Financial Activity: <table border="1" style="width: 100%; border-collapse: collapse;"> <thead> <tr> <th></th> <th style="text-align: center;"><u>Expended</u></th> <th style="text-align: center;"><u>Encumbered</u></th> <th style="text-align: center;"><u>Total</u></th> </tr> </thead> <tbody> <tr> <td>March 31, 2019</td> <td style="text-align: center;">N/A</td> <td style="text-align: center;">N/A</td> <td style="text-align: center;">N/A</td> </tr> <tr> <td>March 31, 2020</td> <td style="text-align: right;">\$ -</td> <td style="text-align: right;">\$ -</td> <td style="text-align: right;">\$ -</td> </tr> </tbody> </table> | | | <u>Expended</u> | <u>Encumbered</u> | <u>Total</u> | March 31, 2019 | N/A | N/A | N/A | March 31, 2020 | \$ - | \$ - | \$ - | Changes from Prior Year: Status: Traffic light installation is pending the execution of a formal agreement between the City, Anne Arundel County, and the 2010 West Street developer. Funding: No change. Scope: No change. Timing: The agreement for the traffic light stipulates that it shall be installed and operational no later than December 2020. | |
| | <u>Expended</u> | <u>Encumbered</u> | <u>Total</u> | | | | | | | | | | | | |
| March 31, 2019 | N/A | N/A | N/A | | | | | | | | | | | | |
| March 31, 2020 | \$ - | \$ - | \$ - | | | | | | | | | | | | |
| Non-City Funding Sources: None | | | | | | | | | | | | | | | |
| Land Use Plans: Comprehensive Plan and Transportation Goals | | | | | | | | | | | | | | | |


| Expenditure Schedule | Prior Approved Appropriations | FY2021 Budget | Capital Improvement Program | | | | | Total Project Cost |
|----------------------|-------------------------------|---------------|-----------------------------|--------|--------|--------|--------|--------------------|
| | | | FY2022 | FY2023 | FY2024 | FY2025 | FY2026 | |
| Land Acquisition | - | - | - | - | - | - | - | - |
| Planning | - | - | - | - | - | - | - | - |
| Design | - | - | - | - | - | - | - | - |
| Construction | 75,000 | - | - | - | - | - | - | 75,000 |
| City Overhead | - | - | - | - | - | - | - | - |
| Other | - | - | - | - | - | - | - | - |
| Total | 75,000 | - | - | - | - | - | - | 75,000 |

| Funding Schedule | Prior Approved Appropriations | FY2021 Budget | Capital Improvement Program | | | | | Total Project Cost |
|------------------|-------------------------------|---------------|-----------------------------|--------|--------|--------|--------|--------------------|
| | | | FY2022 | FY2023 | FY2024 | FY2025 | FY2026 | |
| Bonds | - | - | - | - | - | - | - | - |
| Pay-Go | 75,000 | - | - | - | - | - | - | 75,000 |
| Grants | - | - | - | - | - | - | - | - |
| Other | - | - | - | - | - | - | - | - |
| Total | 75,000 | - | - | - | - | - | - | 75,000 |

| | | | |
|---|-----------------|---|--------------|
| Project Title Trail Connections | | Project Number 50010 | |
| Project Description: This project consists of several components to create a more cohesive trail system in the City as recommended in the Bicycle Master Plan (2012). This project improves the safety of bike travel and supports City policy to encourage alternative transportation options. The project may include planning, land acquisition, design, and construction. FY2021 funds will be used to complete project planning and start project design and construction of the West East Expressway (WEE). Construction work will be done in phases by location. Project work will also include determination and initiation of possible land easements. | |  | |
| Financial Activity: | | Changes from Prior Year: | |
| | <u>Expended</u> | <u>Encumbered</u> | <u>Total</u> |
| March 31, 2019 | \$ 12,666 | \$ - | \$ 12,666 |
| March 31, 2020 | \$ 24,366 | \$ 2,500 | \$ 26,866 |
| | | Status: Initial planning and identification of required easements. | |
| | | Funding: Additional funding for planning (\$45,000) was added; design was reduced by \$5,000; construction was increased from \$100,000 to \$331,582, based on the planning that has been completed; and City overhead was added (\$21,100). | |
| | | Scope: Project work will focus on completion of easements, design, and construction of the West East Expressway (WEE) bike path. | |
| | | Timing: Pending receipt of grant funding. | |
| Non-City Funding Sources: Pending Maryland Department of Transportation Maryland Bikeways - \$281,582 Pending Department of Natural Resources - \$50,000 | | | |
| Land Use Plans: Comprehensive Plan and Quality of Life Goals | | | |


| Expenditure Schedule | Prior Approved Appropriations | FY2021 Budget | Capital Improvement Program | | | | | Total Project Cost |
|----------------------|-------------------------------|---------------|-----------------------------|--------|--------|--------|--------|--------------------|
| | | | FY2022 | FY2023 | FY2024 | FY2025 | FY2026 | |
| Land Acquisition | - | - | - | - | - | - | - | - |
| Planning | 92,666 | 45,000 | - | - | - | - | - | 137,666 |
| Design | - | 45,000 | - | - | - | - | - | 45,000 |
| Construction | - | 331,582 | - | - | - | - | - | 331,582 |
| City Overhead | - | 21,100 | - | - | - | - | - | 21,100 |
| Other | - | - | - | - | - | - | - | - |
| Total | 92,666 | 442,682 | - | - | - | - | - | 535,348 |

| Funding Schedule | Prior Approved Appropriations | FY2021 Budget | Capital Improvement Program | | | | | Total Project Cost |
|------------------|-------------------------------|---------------|-----------------------------|--------|--------|--------|--------|--------------------|
| | | | FY2022 | FY2023 | FY2024 | FY2025 | FY2026 | |
| Bonds | 92,666 | - | - | - | - | - | - | 92,666 |
| Pay-Go | - | - | - | - | - | - | - | - |
| Grants | - | 331,582 | - | - | - | - | - | 331,582 |
| Capital Reserve | - | 111,100 | - | - | - | - | - | 111,100 |
| Total | 92,666 | 442,682 | - | - | - | - | - | 535,348 |

| | | | |
|--|--|--|--|
| Project Title Truxtun Park Swimming Pool | | Project Number 50008 | |
| Project Description: Construction of the pool began in September 2019 and completion is expected in June 2020. The new pool facilities will include a new bathhouse; a competitive 25-yard, six-lane lap pool; a family leisure pool; a splash pad; a snack bar; ample-shaded patio areas; security; new furniture; and a new parking lot. The new pool and bathhouse will comply with the Americans with Disabilities Act guidelines and the City's 2019 Stormwater Policy. In addition, the project has incorporated additional erosion and sediment control measures during construction. | |  | |
| Financial Activity: | | Changes from Prior Year: | |
| | <u>Expended</u> <u>Encumbered</u> <u>Total</u> | Status: | Project is under construction. |
| March 31, 2019 | \$ 190,264 \$ 223,138 \$ 413,402 | Funding: | No change. |
| March 31, 2020 | \$ 2,394,338 \$ 2,075,449 \$ 4,469,787 | Scope: | No change. |
| | | Timing: | Construction completion is anticipated to be delayed until June 2020 by the ongoing COVID emergency. |
| Non-City Funding Sources: Project Open Space - Development Prior Approved: Sale of Eisenhower \$3,100,000. | | | |
| Land Use Plans: Comprehensive Plan and Quality of Life Goals | | | |


| Expenditure Schedule | Prior Approved Appropriations | FY2021 Budget | Capital Improvement Program | | | | | Total Project Cost |
|----------------------|-------------------------------|---------------|-----------------------------|----------|----------|----------|----------|--------------------|
| | | | FY2022 | FY2023 | FY2024 | FY2025 | FY2026 | |
| Land Acquisition | - | - | - | - | - | - | - | - |
| Planning | - | - | - | - | - | - | - | - |
| Design | 460,795 | - | - | - | - | - | - | 460,795 |
| Construction | 3,714,205 | - | - | - | - | - | - | 3,714,205 |
| City Overhead | 216,000 | - | - | - | - | - | - | 216,000 |
| Other | 560,000 | - | - | - | - | - | - | 560,000 |
| Total | 4,951,000 | - | - | - | - | - | - | 4,951,000 |

| Funding Schedule | Prior Approved Appropriations | FY2021 Budget | Capital Improvement Program | | | | | Total Project Cost |
|----------------------------------|-------------------------------|---------------|-----------------------------|----------|----------|----------|----------|--------------------|
| | | | FY2022 | FY2023 | FY2024 | FY2025 | FY2026 | |
| Bonds | 281,311 | - | - | - | - | - | - | 281,311 |
| Pay-Go | 389 | - | - | - | - | - | - | 389 |
| Grants | 618,300 | - | - | - | - | - | - | 618,300 |
| Other-Capital Reserve | 753,000 | - | - | - | - | - | - | 753,000 |
| Other-Watershed Restoration Fund | 198,000 | - | - | - | - | - | - | 198,000 |
| Other- Sale of Eisenhower | 3,100,000 | - | - | - | - | - | - | 3,100,000 |
| Total | 4,951,000 | - | - | - | - | - | - | 4,951,000 |

| | | | |
|---|-----------------|--|---|
| Project Title Truxtun Park Tennis Courts and Fence | | Project Number 83002 | |
| Project Description: The twelve tennis courts located at Truxtun Park are in need of refurbishment, and the surrounding fences need to be replaced. The courts will be repaired and resurfaced, and the fences and entrance gates will be replaced. Some courts will be converted into pickleball courts. | |  | |
| Financial Activity: | | Changes from Prior Year: | |
| | <u>Expended</u> | <u>Encumbered</u> | <u>Total</u> |
| March 31, 2019 | \$ 2,378 | \$ - | \$ 2,378 |
| March 31, 2020 | \$ 105,754 | \$ 475,465 | \$ 581,219 |
| | | | |
| | | | Status: Construction has commenced on all tennis courts. |
| | | | Funding: The total project cost increased \$420,000 due to unanticipated poor site conditions. |
| | | | Scope: No change. |
| | | | Timing: Anticipated completion date for all courts is Spring 2021. Four courts will be completed in Spring 2020. |
| Non-City Funding Sources: Project Open Space - Development | | | |
| Land Use Plans: Comprehensive Plan and Quality of Life Goals | | | |


| Capital Improvement Program | | | | | | | | |
|-----------------------------|-------------------------------|---------------|--------|--------|--------|--------|--------|--------------------|
| Expenditure Schedule | Prior Approved Appropriations | FY2021 Budget | FY2022 | FY2023 | FY2024 | FY2025 | FY2026 | Total Project Cost |
| Land Acquisition | - | - | - | - | - | - | - | - |
| Planning | - | - | - | - | - | - | - | - |
| Design | 153,403 | - | - | - | - | - | - | 153,403 |
| Construction | 429,520 | 400,000 | - | - | - | - | - | 829,520 |
| City Overhead | 30,680 | 20,000 | - | - | - | - | - | 50,680 |
| Other | - | - | - | - | - | - | - | - |
| Total | 613,603 | 420,000 | - | - | - | - | - | 1,033,603 |

| Capital Improvement Program | | | | | | | | |
|-----------------------------|-------------------------------|---------------|--------|--------|--------|--------|--------|--------------------|
| Funding Schedule | Prior Approved Appropriations | FY2021 Budget | FY2022 | FY2023 | FY2024 | FY2025 | FY2026 | Total Project Cost |
| Bonds | 153,403 | 420,000 | - | - | - | - | - | 573,403 |
| Pay-Go | - | - | - | - | - | - | - | - |
| Grants | 460,200 | - | - | - | - | - | - | 460,200 |
| Capital Reserve | - | - | - | - | - | - | - | - |
| Other | - | - | - | - | - | - | - | - |
| Total | 613,603 | 420,000 | - | - | - | - | - | 1,033,603 |

| | | | |
|---|-----------------|--|----------------------------|
| Project Title Tucker Street Boat Ramp | | Project Number 50023 | |
| Project Description: This project is to demolish the existing ramp and build a new ramp, an ADA-compliant dock, and a kayak launch. | |  | |
| Financial Activity: | | Changes from Prior Year: | |
| | <u>Expended</u> | <u>Encumbered</u> | <u>Total</u> |
| March 31, 2019 | \$ - | \$ - | \$ - |
| March 31, 2020 | \$ - | \$ - | \$ - |
| | | | |
| | | | Status: No change. |
| | | | Funding: No change. |
| | | | Scope: No change. |
| | | | Timing: No change. |
| Non-City Funding Sources: None | | | |
| Land Use Plans: None | | | |


| Expenditure Schedule | Prior Approved Appropriations | FY2021 Budget | Capital Improvement Program | | | | | Total Project Cost |
|----------------------|-------------------------------|----------------|-----------------------------|----------|----------|----------|----------|--------------------|
| | | | FY2022 | FY2023 | FY2024 | FY2025 | FY2026 | |
| Land Acquisition | - | - | - | - | - | - | - | - |
| Planning | - | - | - | - | - | - | - | - |
| Design | 29,000 | - | - | - | - | - | - | 29,000 |
| Construction | 102,907 | 170,250 | - | - | - | - | - | 273,157 |
| City Overhead | 6,943 | 8,900 | - | - | - | - | - | 15,843 |
| Other | - | - | - | - | - | - | - | - |
| Total | 138,850 | 179,150 | - | - | - | - | - | 318,000 |

| Funding Schedule | Prior Approved Appropriations | FY2021 Budget | Capital Improvement Program | | | | | Total Project Cost |
|------------------|-------------------------------|----------------|-----------------------------|----------|----------|----------|----------|--------------------|
| | | | FY2022 | FY2023 | FY2024 | FY2025 | FY2026 | |
| Bonds | 138,850 | 179,150 | - | - | - | - | - | 318,000 |
| Pay-Go | - | - | - | - | - | - | - | - |
| Grants | - | - | - | - | - | - | - | - |
| Other | - | - | - | - | - | - | - | - |
| Total | 138,850 | 179,150 | - | - | - | - | - | 318,000 |

| | | | |
|--|-----------------|--|--------------|
| Project Title Upgrade City Coordinate System | | Project Number 50017 | |
| Project Description: This project will upgrade the City's Proprietary Grid system from the 1920's to the NAD 83 system. The proprietary system will not be abandoned because it will be necessary for use with certain record documents; however, the two systems will be integrated. By upgrading to NAS 83, integration between many of the GIS applications is expected to become more seamless and accurate. | |  | |
| Financial Activity: | | Changes from Prior Year: | |
| | <u>Expended</u> | <u>Encumbered</u> | <u>Total</u> |
| March 31, 2019 | \$ - | \$ - | \$ - |
| March 31, 2020 | \$ - | \$ - | \$ - |
| | | | |
| | | | |
| | | | |
| Non-City Funding Sources: None | | | |
| Land Use Plans: None | | | |


| Expenditure Schedule | Prior Approved Appropriations | FY2021 Budget | Capital Improvement Program | | | | | Total Project Cost |
|----------------------|-------------------------------|---------------|-----------------------------|----------|----------|----------|----------|--------------------|
| | | | FY2022 | FY2023 | FY2024 | FY2025 | FY2026 | |
| Land Acquisition | - | - | - | - | - | - | - | - |
| Planning | - | - | - | - | - | - | - | - |
| Design | - | - | - | - | - | - | - | - |
| Construction | - | - | - | - | - | - | - | - |
| City Overhead | - | - | - | - | - | - | - | - |
| Other - Technology | 460,100 | - | - | - | - | - | - | 460,100 |
| Total | 460,100 | - | - | - | - | - | - | 460,100 |

| Funding Schedule | Prior Approved Appropriations | FY2021 Budget | Capital Improvement Program | | | | | Total Project Cost |
|-------------------------|-------------------------------|---------------|-----------------------------|----------|----------|----------|----------|--------------------|
| | | | FY2022 | FY2023 | FY2024 | FY2025 | FY2026 | |
| Bonds | 460,100 | - | - | - | - | - | - | 460,100 |
| Pay-Go | - | - | - | - | - | - | - | - |
| Grants | - | - | - | - | - | - | - | - |
| Other - Capital Reserve | - | - | - | - | - | - | - | - |
| Total | 460,100 | - | - | - | - | - | - | 460,100 |

| | | | | | |
|---|-----------------|-------------------|--|-----------------|-----|
| Project Title Waterway Improvement Projects | | | Project Number NEW | | |
| Project Description: This project is to build, enhance, or rehabilitate public boating facilities by improving navigation and constructing or renovating public access sites. Potential projects include floating docks on Third Street, Conduit Street, Amos Garrett Park, Cheston Avenue, and Thompson Street. In prior years, these projects funded with State Waterway Improvement Grants in the Grants Fund. | | |  | | |
| Financial Activity: | | | Changes from Prior Year: | | |
| | <u>Expended</u> | <u>Encumbered</u> | <u>Total</u> | Status: | N/A |
| March 31, 2019 | N/A | N/A | N/A | Funding: | N/A |
| March 31, 2020 | N/A | N/A | N/A | Scope: | N/A |
| | | | | Timing: | N/A |
| Non-City Funding Sources: Department of Natural Resources State Waterway Improvement Grant | | | | | |
| Land Use Plans: Comprehensive Plan and Environmental Protection Goals | | | | | |


| Expenditure Schedule | Prior Approved Appropriations | FY2021 Budget | Capital Improvement Program | | | | | Total Project Cost |
|----------------------|-------------------------------|---------------|-----------------------------|---------|---------|---------|---------|--------------------|
| | | | FY2022 | FY2023 | FY2024 | FY2025 | FY2026 | |
| Land Acquisition | - | - | - | - | - | - | - | - |
| Planning | - | - | - | - | - | - | - | - |
| Design | - | - | - | - | - | - | - | - |
| Construction | - | 99,000 | 99,000 | 99,000 | 99,000 | 99,000 | 99,000 | 594,000 |
| City Overhead | - | 5,000 | 5,000 | 5,000 | 5,000 | 5,000 | 5,000 | 30,000 |
| Other | - | - | - | - | - | - | - | - |
| Total | - | 104,000 | 104,000 | 104,000 | 104,000 | 104,000 | 104,000 | 624,000 |

| Funding Schedule | Prior Approved Appropriations | FY2021 Budget | Capital Improvement Program | | | | | Total Project Cost |
|-------------------------|-------------------------------|---------------|-----------------------------|---------|---------|---------|---------|--------------------|
| | | | FY2022 | FY2023 | FY2024 | FY2025 | FY2026 | |
| Bonds | - | - | - | - | - | - | - | - |
| Pay-Go | - | - | - | - | - | - | - | - |
| Grants | - | 99,000 | 99,000 | 99,000 | 99,000 | 99,000 | 99,000 | 594,000 |
| Other - Capital Reserve | - | 5,000 | 5,000 | 5,000 | 5,000 | 5,000 | 5,000 | 30,000 |
| Total | - | 104,000 | 104,000 | 104,000 | 104,000 | 104,000 | 104,000 | 624,000 |

| | | | | | |
|--|-----------------|-------------------|--|-----------------|-----|
| Project Title Weems-Whelan Field | | | Project Number NEW | | |
| Project Description: The site of Weems Whelan playing field was previously a disposal site for incinerator ash. Preliminary studies have been performed to test for contaminants in the deeper ash and the surface soil placed on top of the ash. The Maryland Department of the Environment (MDE) is reviewing existing data, and the City is coordinating its cleanup efforts with MDE. Assuming the use of the field will remain as a playing field, appropriations will be used to perform required monitoring and to design, permit, and place additional soil cover if recommended or required by MDE. | | |  | | |
| Financial Activity: | | | Changes from Prior Year: | | |
| | <u>Expended</u> | <u>Encumbered</u> | <u>Total</u> | Status: | N/A |
| March 31, 2019 | N/A | N/A | N/A | Funding: | N/A |
| March 31, 2020 | N/A | N/A | N/A | Scope: | N/A |
| | | | | Timing: | N/A |
| Non-City Funding Sources: None | | | | | |
| Land Use Plans: Comprehensive Plan and Quality of Life Goals | | | | | |


| Expenditure Schedule | Prior Approved Appropriations | FY2021 Budget | Capital Improvement Program | | | | | Total Project Cost |
|----------------------|-------------------------------|---------------|-----------------------------|--------|--------|--------|--------|--------------------|
| | | | FY2022 | FY2023 | FY2024 | FY2025 | FY2026 | |
| Land Acquisition | - | - | - | - | - | - | - | - |
| Planning | - | 45,000 | - | - | - | - | - | 45,000 |
| Design | - | - | - | - | - | - | - | - |
| Construction | - | - | 100,000 | - | - | - | - | 100,000 |
| City Overhead | - | 2,500 | 5,000 | - | - | - | - | 7,500 |
| Other | - | 5,000 | - | - | - | - | - | 5,000 |
| Total | - | 52,500 | 105,000 | - | - | - | - | 157,500 |

| Funding Schedule | Prior Approved Appropriations | FY2021 Budget | Capital Improvement Program | | | | | Total Project Cost |
|------------------|-------------------------------|---------------|-----------------------------|--------|--------|--------|--------|--------------------|
| | | | FY2022 | FY2023 | FY2024 | FY2025 | FY2026 | |
| Bonds | - | 52,500 | 105,000 | - | - | - | - | 157,500 |
| Pay-Go | - | - | - | - | - | - | - | - |
| Grants | - | - | - | - | - | - | - | - |
| Other | - | - | - | - | - | - | - | - |
| Total | - | 52,500 | 105,000 | - | - | - | - | 157,500 |

| | | | |
|--|-----------------|--|--------------|
| Project Title Hillman Garage | | Project Number 73005 | |
| Project Description: This project replaces the 450-space Hillman Garage located at 150 Gorman Street with a new, larger parking garage. The existing garage is a four-story, above ground, precast concrete structure consisting of precast planks, beams, columns and cast in-place elements. Deterioration of the precast concrete and cast in-place concrete elements is present throughout the garage. The project is being done via a Design-Build-Operate-Maintain-Finance agreement that does not require City financing. | |  | |
| Financial Activity: | | Changes from Prior Year: | |
| | <u>Expended</u> | <u>Encumbered</u> | <u>Total</u> |
| March 31, 2019 | N/A | N/A | N/A |
| March 31, 2020 | \$ - | \$ - | \$ - |
| | | | |
| | | | |
| | | | |
| | | | |
| | | | |
| | | | |
| | | | |
| | | | |
| Non-City Funding Sources: Resilience Financing Authority (RFA) | | | |
| Land Use Plans: Comprehensive Plan and Transportation Goals | | | |


| Expenditure Schedule | Prior Approved Appropriations | FY2021 Budget | Capital Improvement Program | | | | | Total Project Cost |
|----------------------|-------------------------------|--------------------|-----------------------------|--------|--------|--------|--------|--------------------|
| | | | FY2022 | FY2023 | FY2024 | FY2025 | FY2026 | |
| Land Acquisition | - | - | - | - | - | - | - | - |
| Planning | 50,000 | (50,000) | - | - | - | - | - | - |
| Design | 1,500,000 | (1,500,000) | - | - | - | - | - | - |
| Construction | - | - | - | - | - | - | - | - |
| City Overhead | - | - | - | - | - | - | - | - |
| Other | - | - | - | - | - | - | - | - |
| Total | 1,550,000 | (1,550,000) | - | - | - | - | - | - |

| Funding Schedule | Prior Approved Appropriations | FY2021 Budget | Capital Improvement Program | | | | | Total Project Cost |
|------------------|-------------------------------|--------------------|-----------------------------|--------|--------|--------|--------|--------------------|
| | | | FY2022 | FY2023 | FY2024 | FY2025 | FY2026 | |
| Bonds | - | - | - | - | - | - | - | - |
| Pay-Go | 50,000 | (50,000) | - | - | - | - | - | - |
| Grants | - | - | - | - | - | - | - | - |
| Other - RFA | 1,500,000 | (1,500,000) | - | - | - | - | - | - |
| Total | 1,550,000 | (1,550,000) | - | - | - | - | - | - |

| | | | | | |
|--|-----------------|-------------------|---|-----------------|-----|
| Project Title Multi-Space Parking Meter Kiosks | | | Project Number NEW | | |
| Project Description: This project will replace existing single-space parking meters with multi-space kiosks at multiple locations. The existing single-space parking meters, installed in 2014, are reaching the end of their useful life, requiring extensive maintenance or replacement and resulting in lost revenue. This project will replace 14 existing single-space parking meters on the right side of Main Street with two multi-space kiosks between Market Space and Gorman Street, It also replaces six single space meters on the left side of Main Street between Green Street and Gorman Street with one multi-space kiosk. The remaining kiosks will be used to replace single-spaced meters along Main Street. Other locations for the multi-space meters will be determined as an assessment of the condition of the existing meters is determined. | | |  | | |
| Financial Activity: | | | Changes from Prior Year: | | |
| | <u>Expended</u> | <u>Encumbered</u> | <u>Total</u> | Status: | N/A |
| March 31, 2019 | N/A | N/A | N/A | Funding: | N/A |
| March 31, 2020 | N/A | N/A | N/A | Scope: | N/A |
| | | | | Timing: | N/A |
| Non-City Funding Sources: None | | | | | |
| Land Use Plans: None | | | | | |

| Expenditure Schedule | Prior Approved Appropriations | FY2021 Budget | Capital Improvement Program | | | | | Total Project Cost |
|----------------------|-------------------------------|---------------|-----------------------------|--------|--------|--------|--------|--------------------|
| | | | FY2022 | FY2023 | FY2024 | FY2025 | FY2026 | |
| Land Acquisition | - | - | - | - | - | - | - | - |
| Planning | - | - | - | - | - | - | - | - |
| Design | - | - | - | - | - | - | - | - |
| Construction | - | 125,000 | - | - | - | - | - | 125,000 |
| City Overhead | - | 6,250 | - | - | - | - | - | 6,250 |
| Other | - | - | - | - | - | - | - | - |
| Total | - | 131,250 | - | - | - | - | - | 131,250 |

| Funding Schedule | Prior Approved Appropriations | FY2021 Budget | Capital Improvement Program | | | | | Total Project Cost |
|------------------|-------------------------------|---------------|-----------------------------|--------|--------|--------|--------|--------------------|
| | | | FY2022 | FY2023 | FY2024 | FY2025 | FY2026 | |
| Bonds | - | 131,250 | - | - | - | - | - | 131,250 |
| Pay-Go | - | - | - | - | - | - | - | - |
| Grants | - | - | - | - | - | - | - | - |
| Other | - | - | - | - | - | - | - | - |
| Total | - | 131,250 | - | - | - | - | - | 131,250 |

| Project Title: Parking Parking Access Control Management System | | Project Number: 73004 | | | | | | | | | | | | | |
|--|-----------------|--|-----------------|-------------------|--------------|----------------|-----|-----|-----|----------------|------|------|------|---|--|
| Project Description: This project will replace the existing entry and exit gates at the Gotts and Knighton garages and the Larkin Street surface lot. The current access system relies on outdated technology and is prone to failure, requiring extensive maintenance. The replacement system will be scalable and provide intelligent parking solutions customized to meet the needs of the end user. The improvements are part of a larger plan to upgrade services for better tracking of parking usage and behaviors, enabling more efficient use of resources. | |  | | | | | | | | | | | | | |
| Financial Activity: <table border="1"> <thead> <tr> <th></th> <th><u>Expended</u></th> <th><u>Encumbered</u></th> <th><u>Total</u></th> </tr> </thead> <tbody> <tr> <td>March 31, 2019</td> <td>N/A</td> <td>N/A</td> <td>N/A</td> </tr> <tr> <td>March 31, 2020</td> <td>\$ -</td> <td>\$ -</td> <td>\$ -</td> </tr> </tbody> </table> | | | <u>Expended</u> | <u>Encumbered</u> | <u>Total</u> | March 31, 2019 | N/A | N/A | N/A | March 31, 2020 | \$ - | \$ - | \$ - | Changes from Prior Year: Status: The Purchasing division is reviewing potential vendors for the project. Funding: No change. Scope: No change. Timing: Completion anticipated in the spring of 2021. | |
| | <u>Expended</u> | <u>Encumbered</u> | <u>Total</u> | | | | | | | | | | | | |
| March 31, 2019 | N/A | N/A | N/A | | | | | | | | | | | | |
| March 31, 2020 | \$ - | \$ - | \$ - | | | | | | | | | | | | |
| Non-City Funding Sources: None | | | | | | | | | | | | | | | |
| Land Use Plans: None | | | | | | | | | | | | | | | |


| Expenditure Schedule | Prior Approved Appropriations | Capital Improvement Program | | | | | | Total Project Cost |
|----------------------|-------------------------------|-----------------------------|----------|----------|----------|----------|----------|--------------------|
| | | FY2021 Budget | FY2022 | FY2023 | FY2024 | FY2025 | FY2026 | |
| Land Acquisition | - | - | - | - | - | - | - | - |
| Planning | - | - | - | - | - | - | - | - |
| Design | - | - | - | - | - | - | - | - |
| Construction | 513,000 | - | - | - | - | - | - | 513,000 |
| City Overhead | 27,000 | - | - | - | - | - | - | 27,000 |
| Other | - | - | - | - | - | - | - | - |
| Total | 540,000 | - | - | - | - | - | - | 540,000 |

| Funding Schedule | Prior Approved Appropriations | Capital Improvement Program | | | | | | Total Project Cost |
|------------------|-------------------------------|-----------------------------|----------|----------|----------|----------|----------|--------------------|
| | | FY2021 Budget | FY2022 | FY2023 | FY2024 | FY2025 | FY2026 | |
| Bonds | 540,000 | - | - | - | - | - | - | 540,000 |
| Pay-Go | - | - | - | - | - | - | - | - |
| Grants | - | - | - | - | - | - | - | - |
| Other | - | - | - | - | - | - | - | - |
| Total | 540,000 | - | - | - | - | - | - | 540,000 |

| | | | |
|---|-----------------|--|--------------|
| Project Title Wayfinding Signage | | Project Number 50011 | |
| Project Description: The project is a system of signage and wayfinding technologies to be implemented citywide. The signage will include gateway signs, pedestrian signs, information kiosks, vehicular directional and welcome signs, real-time parking information, and other wayfinding tools. This project will be coordinated with new parking and transportation initiatives and with improvements to the City Dock area. The Comprehensive Plan recommends the expansion of the existing wayfinding program. | | | |
| Financial Activity: | | Changes from Prior Year: | |
| | <u>Expended</u> | <u>Encumbered</u> | <u>Total</u> |
| March 31, 2019 | \$ 122,004 | \$ 13,779 | \$ 135,782 |
| March 31, 2020 | \$ 122,083 | \$ 13,779 | \$ 135,862 |
| | | | |
| | | | |
| | | | |
| | | | |
| Non-City Funding Sources: None. | | Status: Pending State Highway Administration approval. | |
| | | Funding: No change. | |
| | | Scope: No change. | |
| | | Timing: Pending a memorandum of understanding with the State Highway Administration to proceed with a request for proposal for fabrication. | |
| Land Use Plans: Wayfinding and Signage Master Plan | | | |


| Expenditure Schedule | Prior Approved Appropriations | FY2021 Budget | Capital Improvement Program | | | | | Total Project Cost |
|----------------------|-------------------------------|---------------|-----------------------------|----------|----------|----------|----------|--------------------|
| | | | FY2022 | FY2023 | FY2024 | FY2025 | FY2026 | |
| Land Acquisition | - | - | - | - | - | - | - | - |
| Planning | - | - | - | - | - | - | - | - |
| Design | 100,000 | - | - | - | - | - | - | 100,000 |
| Construction | 485,029 | - | - | - | - | - | - | 485,029 |
| City Overhead | 30,791 | - | - | - | - | - | - | 30,791 |
| Other | - | - | - | - | - | - | - | - |
| Total | 615,820 | - | - | - | - | - | - | 615,820 |

| Funding Schedule | Prior Approved Appropriations | FY2021 Budget | Capital Improvement Program | | | | | Total Project Cost |
|------------------|-------------------------------|---------------|-----------------------------|----------|----------|----------|----------|--------------------|
| | | | FY2022 | FY2023 | FY2024 | FY2025 | FY2026 | |
| Bonds | 615,820 | - | - | - | - | - | - | 615,820 |
| Pay-Go | - | - | - | - | - | - | - | - |
| Grants | - | - | - | - | - | - | - | - |
| Other | - | - | - | - | - | - | - | - |
| Total | 615,820 | - | - | - | - | - | - | 615,820 |

| | | | |
|--|-----------------|--|--|
| Project Title Landfill Gas Mitigation | | Project Number 10002/10003 | |
| Project Description: Landfill gas (LFG) monitoring at the closed Annapolis Landfill has been ongoing for several years. Monitoring has confirmed that LFG migration has occurred along the northwestern property line and has been observed on the adjoining private property at explosive levels. No residential structures are at risk at the present time. In December 2017, the City and the Maryland Department of the Environment (MDE) finalized a settlement agreement that requires the City to collect and combust LFG that originates on the closed landfill property. The City is obligated to comply with specific time requirements or face legal sanctions. The design must provide for conversion of the existing passive LFG flare system to an active one and the installation of gas interceptor wells extending approximately 1200 lineal feet along the northwestern property line. It is estimated that the annual operational and maintenance costs will be approximately \$30,000. | |  | |
| Financial Activity: | | Changes from Prior Year: | |
| | <u>Expended</u> | <u>Encumbered</u> | <u>Total</u> |
| March 31, 2019 | \$ 69,372 | \$ 726,273 | \$ 795,645 |
| March 31, 2020 | \$ 716,597 | \$ 205,714 | \$ 922,311 |
| | | | |
| | | | Status: Project is in the final stages of completion. |
| | | | Funding: No change. |
| | | | Scope: No change. |
| | | | Timing: Project will be completed by Summer 2020. |
| Non-City Funding Sources: None | | | |
| Land Use Plans: None | | | |


| Expenditure Schedule | Prior Approved Appropriations | FY2021 Budget | Capital Improvement Program | | | | | Total Project Cost |
|----------------------|-------------------------------|---------------|-----------------------------|--------|--------|--------|--------|--------------------|
| | | | FY2022 | FY2023 | FY2024 | FY2025 | FY2026 | |
| Land Acquisition | - | - | - | - | - | - | - | - |
| Planning | - | - | - | - | - | - | - | - |
| Design | 60,000 | - | - | - | - | - | - | 60,000 |
| Construction | 940,000 | - | - | - | - | - | - | 940,000 |
| Other | - | - | - | - | - | - | - | - |
| Total | 1,000,000 | - | - | - | - | - | - | 1,000,000 |

| Funding Schedule | Prior Approved Appropriations | FY2021 Budget | Capital Improvement Program | | | | | Total Project Cost |
|---------------------|-------------------------------|---------------|-----------------------------|--------|--------|--------|--------|--------------------|
| | | | FY2022 | FY2023 | FY2024 | FY2025 | FY2026 | |
| Bonds | - | - | - | - | - | - | - | - |
| Pay-Go- Refuse Fund | 1,000,000 | - | - | - | - | - | - | 1,000,000 |
| Grants | - | - | - | - | - | - | - | - |
| Other | - | - | - | - | - | - | - | - |
| Total | 1,000,000 | - | - | - | - | - | - | 1,000,000 |

| | | | | | |
|---|-----------------|-------------------|--|-----------------|-----|
| Project Title Organics Resource Recovery Facility | | | Project Number NEW | | |
| Project Description: The City currently pays Anne Arundel County approximately \$1.5 million annually for the disposal of its share of biosolids generated at the Annapolis Water Reclamation Facility, which the County transports to facilities out of state. Additionally, the City transports yard waste to Prince George's County for disposal. An engineering feasibility study performed in 2019 concluded that an organics composting facility constructed on the closed Gomoljack Landfill site would be financially viable. This project will allow the City to control costs for the processing and disposal of organic wastes in a responsible manner, generate marketable compost, and reduce harmful greenhouse gas emissions from transporting organics long distances. This project is a long-term, sustainable, zero-waste recycling initiative, and it is an appropriate use of City-owned land that has a minimal development potential. | | |  | | |
| Financial Activity: | | | Changes from Prior Year: | | |
| | <u>Expended</u> | <u>Encumbered</u> | <u>Total</u> | Status: | N/A |
| March 31, 2019 | N/A | N/A | N/A | Funding: | N/A |
| March 31, 2020 | N/A | N/A | N/A | Scope: | N/A |
| | | | | Timing: | N/A |
| Non-City Funding Sources: During the design phase, the City will explore public-private partnerships, including a partnership with Anne Arundel County. | | | | | |
| Land Use Plans: Comprehensive Plan and Environmental Protection Goals | | | | | |


| Expenditure Schedule | Prior Approved Appropriations | FY2021 Budget | Capital Improvement Program | | | | | Total Project Cost |
|----------------------|-------------------------------|---------------|-----------------------------|-----------|--------|--------|--------|--------------------|
| | | | FY2022 | FY2023 | FY2024 | FY2025 | FY2026 | |
| Land Acquisition | - | - | - | - | - | - | - | - |
| Planning | - | 125,000 | - | - | - | - | - | 125,000 |
| Design | - | 469,000 | - | - | - | - | - | 469,000 |
| Construction | - | - | - | 8,550,000 | - | - | - | 8,550,000 |
| City Overhead | - | 31,250 | - | 450,000 | - | - | - | 481,250 |
| Other | - | - | - | - | - | - | - | - |
| Total | - | 625,250 | - | 9,000,000 | - | - | - | 9,625,250 |

| Funding Schedule | Prior Approved Appropriations | FY2021 Budget | Capital Improvement Program | | | | | Total Project Cost |
|-------------------|-------------------------------|---------------|-----------------------------|-----------|--------|--------|--------|--------------------|
| | | | FY2022 | FY2023 | FY2024 | FY2025 | FY2026 | |
| Sewer Fund Bonds | - | 312,625 | - | 4,500,000 | - | - | - | 4,812,625 |
| Refuse Fund Bonds | - | 312,625 | - | 4,500,000 | - | - | - | 4,812,625 |
| Pay-Go | - | - | - | - | - | - | - | - |
| Grants | - | - | - | - | - | - | - | - |
| Other | - | - | - | - | - | - | - | - |
| Total | - | 625,250 | - | 9,000,000 | - | - | - | 9,625,250 |

| | | | |
|---|-----------------|--|--------------|
| Project Title Sewer Rehabilitation | | Project Number 72006, 72007 | |
| Project Description: Over half of the City's sewers are greater than 50 years old, with many greater than 80 years old. The City's Water and Sewer Comprehensive Analysis Plan was developed using typical asset management practices, incorporating both probability and consequences of failure factors, establishing risk to every asset, and outlining the priority sewer system rehabilitation capital needs for the next five years. This project includes design and construction of sewer rehabilitation of identified priority assets. Most of the sewer pipes that require rehabilitation can be lined using trenchless methods, but others, including pump station assets, will need to be replaced. Sewer video inspection is required ahead of design. The plan also identifies additional planning work and assessment strategies necessary to refine prioritization of sewer asset rehabilitation into the future. | |  | |
| Financial Activity: | | Changes from Prior Year: | |
| | <u>Expended</u> | <u>Encumbered</u> | <u>Total</u> |
| March 31, 2019 | \$ 3,859,123 | \$ 1,010,630 | \$ 4,869,753 |
| March 31, 2020 | \$ 4,726,546 | \$ 488,017 | \$ 5,214,563 |
| | | | |
| | | | |
| | | | |
| | | | |
| | | | |
| | | | |
| | | | |
| | | | |
| Non-City Funding Sources: None | | | |
| Land Use Plans: Water & Sewer System Evaluation Final 10-Year Plan | | | |


| Expenditure Schedule | Prior Approved Appropriations | FY2021 Budget | Capital Improvement Program | | | | | Total Project Cost |
|----------------------|-------------------------------|---------------|-----------------------------|------------------|------------------|------------------|------------------|--------------------|
| | | | FY2022 | FY2023 | FY2024 | FY2025 | FY2026 | |
| Land Acquisition | - | - | - | - | - | - | - | - |
| Planning | 500,000 | - | 200,000 | 200,000 | 200,000 | 200,000 | 200,000 | 1,500,000 |
| Design | 700,000 | - | 250,000 | 250,000 | 250,000 | 250,000 | 250,000 | 1,950,000 |
| Construction | 10,000,000 | - | 1,500,000 | 1,500,000 | 1,500,000 | 1,500,000 | 1,500,000 | 17,500,000 |
| City Overhead | 627,800 | - | 107,000 | 107,000 | 107,000 | 107,000 | 107,000 | 1,162,800 |
| Other | 728,200 | - | 193,000 | 193,000 | 193,000 | 193,000 | 193,000 | 1,693,200 |
| Total | 12,556,000 | - | 2,250,000 | 2,250,000 | 2,250,000 | 2,250,000 | 2,250,000 | 23,806,000 |

| Funding Schedule | Prior Approved Appropriations | FY2021 Budget | Capital Improvement Program | | | | | Total Project Cost |
|------------------|-------------------------------|---------------|-----------------------------|------------------|------------------|------------------|------------------|--------------------|
| | | | FY2022 | FY2023 | FY2024 | FY2025 | FY2026 | |
| Bonds | 11,917,600 | - | 1,575,000 | 1,575,000 | 1,575,000 | 1,575,000 | 1,575,000 | 19,792,600 |
| Pay-Go | 638,400 | - | 675,000 | 675,000 | 675,000 | 675,000 | 675,000 | 4,013,400 |
| Grants | - | - | - | - | - | - | - | - |
| Other | - | - | - | - | - | - | - | - |
| Total | 12,556,000 | - | 2,250,000 | 2,250,000 | 2,250,000 | 2,250,000 | 2,250,000 | 23,806,000 |

| | | | | | |
|--|-----------------|-------------------|--|---|--|
| Project Title Water Distribution Rehabilitation | | | Project Number 71003, 71005 | | |
| Project Description: The existing water distribution grid is aging, as evidenced by the frequent failures. The City's Water and Sewer Comprehensive Analysis Plan was recently developed using typical asset management practices incorporating both probability and consequence of failure factors. The plan establishes risk to every asset and outlines the priority water distribution system rehabilitation capital needs for the next five years. This project includes design and construction of identified priority projects. The plan also identifies additional planning work and assessment strategies necessary to refine prioritization of water distribution infrastructure upgrades into the future. Projects, planning and assessment activities are directed towards minimizing water loss per Maryland Department of the Environment Water Loss Plan. | | |  | | |
| Financial Activity: | | | | | |
| | <u>Expended</u> | <u>Encumbered</u> | <u>Total</u> | Changes from Prior Year: | |
| March 31, 2019 | \$ 4,686,013 | \$ 1,260,019 | \$ 5,946,031 | Status: Ongoing, multiple projects | |
| March 31, 2020 | \$ 8,139,611 | \$ 3,093,783 | \$ 11,233,394 | Funding: No change. | |
| | | | | Scope: No change. | |
| | | | | Timing: No delays. | |
| Non-City Funding Sources: None | | | | | |
| Land Use Plans: Water & Sewer System Evaluation Final 10-Year Plan | | | | | |


| Expenditure Schedule | Prior Approved Appropriations | FY2021 Budget | Capital Improvement Program | | | | | Total Project Cost |
|----------------------|-------------------------------|------------------|-----------------------------|------------------|------------------|------------------|------------------|--------------------|
| | | | FY2022 | FY2023 | FY2024 | FY2025 | FY2026 | |
| Land Acquisition | - | - | - | - | - | - | - | - |
| Planning | 300,000 | 60,000 | 80,000 | 80,000 | 80,000 | 80,000 | 80,000 | 760,000 |
| Design | 600,000 | 320,000 | 380,000 | 380,000 | 380,000 | 380,000 | 380,000 | 2,820,000 |
| Construction | 8,416,979 | 3,200,000 | 3,800,000 | 3,800,000 | 3,800,000 | 3,800,000 | 3,800,000 | 30,616,979 |
| City Overhead | 583,021 | 190,000 | 230,000 | 230,000 | 230,000 | 230,000 | 230,000 | 1,923,021 |
| Other | 1,760,420 | 230,000 | 410,000 | 410,000 | 410,000 | 410,000 | 410,000 | 4,040,420 |
| Total | 11,660,420 | 4,000,000 | 4,900,000 | 4,900,000 | 4,900,000 | 4,900,000 | 4,900,000 | 40,160,420 |

| Funding Schedule | Prior Approved Appropriations | FY2021 Budget | Capital Improvement Program | | | | | Total Project Cost |
|------------------|-------------------------------|------------------|-----------------------------|------------------|------------------|------------------|------------------|--------------------|
| | | | FY2022 | FY2023 | FY2024 | FY2025 | FY2026 | |
| Bonds | 10,718,252 | 2,800,000 | 3,430,000 | 3,430,000 | 3,430,000 | 3,430,000 | 3,430,000 | 30,668,252 |
| Pay-Go | 942,168 | 1,200,000 | 1,470,000 | 1,470,000 | 1,470,000 | 1,470,000 | 1,470,000 | 9,492,168 |
| Grants | - | - | - | - | - | - | - | - |
| Other | - | - | - | - | - | - | - | - |
| Total | 11,660,420 | 4,000,000 | 4,900,000 | 4,900,000 | 4,900,000 | 4,900,000 | 4,900,000 | 40,160,420 |

| | | | |
|--|-----------------|--|--------------|
| Project Title Water Tank Rehabilitation | | Project Number 71002, 71006 | |
| Project Description: This project provides for water tank painting, replacements, repairs and retrofits of valves, foundations, structures, and site improvements to the five elevated water tanks used for storage of the City's water supply. Tanks are painted in a cyclic order, and periodic replacements, repairs, and retrofits of the altitude valves, structures, and site improvements are made at the tanks. This project also includes additional assessments to refine prioritization of water tank projects into the future. | |  | |
| Financial Activity: | | | |
| | <u>Expended</u> | <u>Encumbered</u> | <u>Total</u> |
| March 31, 2019 | \$ 881,002 | \$ 71,350 | \$ 952,352 |
| March 31, 2020 | \$ 2,359,484 | \$ 56,445 | \$ 2,415,929 |
| | | Status: Previous projects are completed. The next cycle of projects begins in FY2023. | |
| | | Funding: No change. | |
| | | Scope: No change. | |
| | | Timing: No delays. | |
| Non-City Funding Sources: None | | | |
| Land Use Plans: Water & Sewer System Evaluation Final 10-Year Plan | | | |


| Expenditure Schedule | Prior Approved Appropriations | FY2021 Budget | Capital Improvement Program | | | | | Total Project Cost |
|----------------------|-------------------------------|---------------|-----------------------------|------------------|---------------|----------|----------|--------------------|
| | | | FY2022 | FY2023 | FY2024 | FY2025 | FY2026 | |
| Land Acquisition | - | - | - | - | - | - | - | - |
| Planning | 30,000 | - | - | - | 47,600 | - | - | 77,600 |
| Design | 150,000 | - | - | - | - | - | - | 150,000 |
| Construction | 3,009,225 | - | - | 900,000 | - | - | - | 3,909,225 |
| City Overhead | 190,775 | - | - | 47,500 | 2,400 | - | - | 240,675 |
| Other | 435,500 | - | - | 52,500 | - | - | - | 488,000 |
| Total | 3,815,500 | - | - | 1,000,000 | 50,000 | - | - | 4,865,500 |

| Funding Schedule | Prior Approved Appropriations | FY2021 Budget | Capital Improvement Program | | | | | Total Project Cost |
|------------------|-------------------------------|---------------|-----------------------------|------------------|---------------|----------|----------|--------------------|
| | | | FY2022 | FY2023 | FY2024 | FY2025 | FY2026 | |
| Bonds | 2,633,650 | - | - | 700,000 | - | - | - | 3,333,650 |
| Pay-Go | 1,181,850 | - | - | 300,000 | 50,000 | - | - | 1,531,850 |
| Grants | - | - | - | - | - | - | - | - |
| Other | - | - | - | - | - | - | - | - |
| Total | 3,815,500 | - | - | 1,000,000 | 50,000 | - | - | 4,865,500 |

| | | | |
|--|-----------------|--|---------------|
| Project Title Water Treatment Plant | | Project Number 71001 | |
| Project Description: The Water Treatment Plant is at the end of its useful life and in need of replacement. It has significant operational and structural constraints. The existing facility has regulatory and safety issues. Hydraulic issues limit the production capacity of the plant to below its design capacity. A Facility Plan Report (2009) showed that operational and structural constraints result in less than efficient and economical production of drinking water. Replacement parts for most of the mechanical equipment are difficult to find, and some parts are no longer being made. At best, refurbishing the existing plant would be difficult, and operational and structural constraints would remain. The results of the life-cycle cost and qualitative analyses show that a new water treatment plant is the best alternative. | |  | |
| Financial Activity: | | Changes from Prior Year: | |
| | <u>Expended</u> | <u>Encumbered</u> | <u>Total</u> |
| March 31, 2019 | \$ 35,239,124 | \$ 222,331 | \$ 35,461,455 |
| March 31, 2020 | \$ 35,404,494 | \$ 69,843 | \$ 35,474,337 |
| | | Status: The new water treatment plant is essentially complete, but a few small related projects remain to be completed at the plant. Funding: No change. Scope: No change. Timing: The new water treatment plant is essentially complete, but miscellaneous related projects remain. They are not high urgency projects. Completion is expected by the end of 2021. | |
| Non-City Funding Sources: State funding (MD Dept. of Environment): \$1.5 million green-building grant, \$28.5 million low-interest loan. | | | |
| Land Use Plans: Water & Sewer System Evaluation Final 10-Year Plan | | | |


| Expenditure Schedule | Prior Approved Appropriations | FY2021 Budget | Capital Improvement Program | | | | | Total Project Cost |
|----------------------|-------------------------------|---------------|-----------------------------|----------|----------|----------|----------|--------------------|
| | | | FY2022 | FY2023 | FY2024 | FY2025 | FY2026 | |
| Land Acquisition | - | - | - | - | - | - | - | - |
| Planning | 800,000 | - | - | - | - | - | - | 800,000 |
| Design | 5,000,000 | - | - | - | - | - | - | 5,000,000 |
| Construction | 24,194,259 | - | - | - | - | - | - | 24,194,259 |
| City Overhead | 1,805,741 | - | - | - | - | - | - | 1,805,741 |
| Other | 4,314,829 | - | - | - | - | - | - | 4,314,829 |
| Total | 36,114,829 | - | - | - | - | - | - | 36,114,829 |

| Funding Schedule | Prior Approved Appropriations | FY2021 Budget | Capital Improvement Program | | | | | Total Project Cost |
|------------------|-------------------------------|---------------|-----------------------------|----------|----------|----------|----------|--------------------|
| | | | FY2022 | FY2023 | FY2024 | FY2025 | FY2026 | |
| Bonds | 6,114,829 | - | - | - | - | - | - | 6,114,829 |
| Pay-Go | - | - | - | - | - | - | - | - |
| Grants | 1,500,000 | - | - | - | - | - | - | 1,500,000 |
| Other | 28,500,000 | - | - | - | - | - | - | 28,500,000 |
| Total | 36,114,829 | - | - | - | - | - | - | 36,114,829 |

| | | | |
|--|-----------------|--|--|
| Project Title Stormwater Management Retrofit Projects | | Project Number 77002/77010/77011/77012/77015 | |
| Project Description: Storm drains, inlets, and other stormwater facilities are in need of repair due to age. Some corrugated metal pipes have fallen apart in the ground, and many concrete pipe joints have failed and need replacement. Some manholes and inlets need rebricking. This project also maintains 32 outfalls 15" or greater in diameter. This is an ongoing infrastructure project. Sections will be replaced, repaired, or retrofitted based on field inspections by utility crews on an annual basis. | |  | |
| Financial Activity: | | Changes from Prior Year: | |
| | <u>Expended</u> | <u>Encumbered</u> | <u>Total</u> |
| March 31, 2019 | \$ 90,388 | \$0 | \$ 90,388 |
| March 31, 2020 | \$ 94,907 | \$0 | \$ 94,907 |
| | | | Status: Ongoing, continuous projects. |
| | | | Funding: No change. |
| | | | Scope: No change. |
| | | | Timing: No delays. |
| Non-City Funding Sources: None | | | |
| Land Use Plans: None | | | |


| Expenditure Schedule | Prior Approved Appropriations | FY2021 Budget | Capital Improvement Program | | | | | Total Project Cost |
|----------------------|-------------------------------|---------------|-----------------------------|---------|---------|---------|---------|--------------------|
| | | | FY2022 | FY2023 | FY2024 | FY2025 | FY2026 | |
| Land Acquisition | - | - | - | - | - | - | - | - |
| Planning | - | - | - | - | - | - | - | - |
| Design | 500,050 | 45,000 | 45,000 | 45,000 | 45,000 | 45,000 | 45,000 | 770,050 |
| Construction | - | 50,000 | 50,000 | 50,000 | 50,000 | 50,000 | 50,000 | 300,000 |
| City Overhead | 26,318 | 5,000 | 5,000 | 5,000 | 5,000 | 5,000 | 5,000 | 56,318 |
| Other | - | - | - | - | - | - | - | - |
| Total | 526,368 | 100,000 | 100,000 | 100,000 | 100,000 | 100,000 | 100,000 | 1,126,368 |

| Funding Schedule | Prior Approved Appropriations | FY2021 Budget | Capital Improvement Program | | | | | Total Project Cost |
|-----------------------------|-------------------------------|---------------|-----------------------------|---------|---------|---------|---------|--------------------|
| | | | FY2022 | FY2023 | FY2024 | FY2025 | FY2026 | |
| Watershed Restoration Bonds | - | - | - | - | - | - | - | - |
| Pay-Go (WRF) | 526,368 | 100,000 | 100,000 | 100,000 | 100,000 | 100,000 | 100,000 | 1,126,368 |
| Grants | - | - | - | - | - | - | - | - |
| Other | - | - | - | - | - | - | - | - |
| Total | 526,368 | 100,000 | 100,000 | 100,000 | 100,000 | 100,000 | 100,000 | 1,126,368 |

| | | | |
|--|-----------------|--|--------------|
| Project Title Stormwater MS4 Permit Compliance | | Project Number 77008/77009/77016 | |
| Project Description: The City of Annapolis is required by the U.S. Environmental Protection Agency (EPA) and the Maryland Department of the Environment (MDE) to meet the requirements of the National Pollution Discharge Elimination System/Municipal Separate Stormwater Sewer System (NPDES/MS4) permit. A Stormwater Pollution Prevention Plan, including associated mapping, will be established. A restoration plan will be developed to implement water quality improvement projects, including working with local partners, obtaining community input, and providing opportunities for public education. New and retrofit Best Management Practices (BMPs) will be developed, designed, and constructed to meet MS4 permit goals. | |  | |
| Financial Activity: | | Changes from Prior Year: | |
| | <u>Expended</u> | <u>Encumbered</u> | <u>Total</u> |
| March 31, 2019 | \$ 62,327 | \$ 430,110 | \$ 492,436 |
| March 31, 2020 | \$ 418,510 | \$ 742,665 | \$ 1,161,175 |
| | | Status: Programmatic framework and minimum control work ongoing. Design for Ambridge/Timber Creek to start in the spring of 2020. | |
| | | Funding: Annual funding is increased by \$50,000 for overhead. | |
| | | Scope: No change. | |
| | | Timing: Permit requirements need to be met by 2023. Construction anticipated to begin by the summer of 2021. | |
| Non-City Funding Sources: None | | | |
| Land Use Plans: Comprehensive Plan and Strategic Plan | | | |

| Expenditure Schedule | Prior Approved Appropriations | FY2021 Budget | Capital Improvement Program | | | | | Total Project Cost |
|----------------------|-------------------------------|---------------|-----------------------------|-----------|-----------|-----------|-----------|--------------------|
| | | | FY2022 | FY2023 | FY2024 | FY2025 | FY2026 | |
| Land Acquisition | - | - | - | - | - | - | - | - |
| Planning | 525,000 | 150,000 | 150,000 | 150,000 | 150,000 | 150,000 | 150,000 | 1,425,000 |
| Design | 525,000 | 150,000 | 150,000 | 150,000 | 150,000 | 150,000 | 150,000 | 1,425,000 |
| Construction | 2,450,000 | 700,000 | 700,000 | 700,000 | 700,000 | 700,000 | 700,000 | 6,650,000 |
| City Overhead | - | 50,000 | 50,000 | 50,000 | 50,000 | 50,000 | 50,000 | 300,000 |
| Other | - | - | - | - | - | - | - | - |
| Total | 3,500,000 | 1,050,000 | 1,050,000 | 1,050,000 | 1,050,000 | 1,050,000 | 1,050,000 | 9,800,000 |

| Funding Schedule | Prior Approved Appropriations | FY2021 Budget | Capital Improvement Program | | | | | Total Project Cost |
|-----------------------|-------------------------------|---------------|-----------------------------|-----------|-----------|-----------|-----------|--------------------|
| | | | FY2022 | FY2023 | FY2024 | FY2025 | FY2026 | |
| Watershed Restoration | - | - | - | - | - | - | - | - |
| Bonds | 1,000,000 | - | - | - | - | - | - | 1,000,000 |
| Pay-Go (WRF) | 2,500,000 | 1,050,000 | 1,050,000 | 1,050,000 | 1,050,000 | 1,050,000 | 1,050,000 | 8,800,000 |
| Grants | - | - | - | - | - | - | - | - |
| Other | - | - | - | - | - | - | - | - |
| Total | 3,500,000 | 1,050,000 | 1,050,000 | 1,050,000 | 1,050,000 | 1,050,000 | 1,050,000 | 9,800,000 |

| | | | | | |
|--|-----------------|-------------------|--|-----------------|-----|
| Project Title Truxtun Heights Storm Drainage Improvements | | | Project Number NEW | | |
| Project Description: The Truxtun Heights neighborhood and surrounding area was originally constructed with little concern for adequate stormwater management. Flooding along the streets creates hazardous roadway conditions, and flooding on private property has been documented. The nuisance flooding also causes erosion in the area. Preliminary watershed analysis studies are scheduled to begin during the spring of 2020. This new project for FY2021 will design and construct infrastructure solutions to address the stormwater needs of the area. | | |  | | |
| Financial Activity: | | | Changes from Prior Year: | | |
| | Expended | Encumbered | Total | Status: | N/A |
| March 31, 2019 | N/A | N/A | N/A | Funding: | N/A |
| March 31, 2020 | N/A | N/A | N/A | Scope: | N/A |
| | | | | Timing: | N/A |
| Non-City Funding Sources: None | | | | | |
| Land Use Plans: Comprehensive Plan | | | | | |

| Expenditure Schedule | Prior Approved Appropriations | FY2021 Budget | Capital Improvement Program | | | | | Total Project Cost |
|----------------------|-------------------------------|----------------|-----------------------------|--------|--------|--------|--------|--------------------|
| | | | FY2022 | FY2023 | FY2024 | FY2025 | FY2026 | |
| Land Acquisition | - | - | - | - | - | - | - | - |
| Planning | - | - | - | - | - | - | - | - |
| Design | - | 300,000 | - | - | - | - | - | 300,000 |
| Construction | - | - | 2,575,000 | - | - | - | - | 2,575,000 |
| City Overhead | - | 15,000 | 128,750 | - | - | - | - | 143,750 |
| Other | - | 30,000 | 257,500 | - | - | - | - | 287,500 |
| Total | - | 345,000 | 2,961,250 | - | - | - | - | 3,306,250 |

| Funding Schedule | Prior Approved Appropriations | FY2021 Budget | Capital Improvement Program | | | | | Total Project Cost |
|-----------------------|-------------------------------|----------------|-----------------------------|--------|--------|--------|--------|--------------------|
| | | | FY2022 | FY2023 | FY2024 | FY2025 | FY2026 | |
| Watershed Restoration | - | - | - | - | - | - | - | - |
| Bonds | - | 345,000 | 2,961,250 | - | - | - | - | 3,306,250 |
| Pay-Go (WRF) | - | - | - | - | - | - | - | - |
| Grants | - | - | - | - | - | - | - | - |
| Other | - | - | - | - | - | - | - | - |
| Total | - | 345,000 | 2,961,250 | - | - | - | - | 3,306,250 |