



Proposed

Capital Budget (FY2023)
&
Capital Improvement Program
(FY2024 – FY2028)



CITY OF ANNAPOLIS

FY2023 – FY2028 CAPITAL BUDGET AND CAPITAL IMPROVEMENT PROGRAM

TABLE OF CONTENTS

	Page
Purpose and City Code Requirements	1
Funds Overview	2
Capital Budget and CIP Development Process	3
Acknowledgments	7
FY2023 – FY2028 Capital Budget and Capital Improvement Program Project Summary	8
FY2023 – FY2028 Capital Budget and Capital Improvement Program Funding Summary	10
General Fund Projects	
Annapolis Gateway Park.....	13
Annapolis Walk Park Improvements.....	14
Barbud Lane.....	15
Burtis House.....	16
Carr's Beach Park.....	17
Cedar Park Sidewalks.....	18
City Dock Bulkhead.....	19
City Dock Resilience and Revitalization.....	20
City Facility Improvements.....	21
City Facility Security Upgrades.....	22
City Harbor Flood Mitigation.....	23
CRAB Boating Facility.....	24
Electric Annapolis Mobility Plan.....	25
Fitness Equipment Replacement.....	26
Forest Drive Fire Station Renovations.....	27
General Roadways.....	28
General Sidewalks.....	29
Hawkins Cove.....	30
Hiker/Biker Path – Rte. 450 to the Navy Memorial Stadium.....	31
Main Street Rebricking.....	32
Maintenance Facilities	33
Maynard Burgess House.....	34
Melvin Avenue Traffic Calming.....	35
Robert Eades Park.....	36

Russell Street.....	37
S. Southwood Sidewalk and Stormwater Management.....	38
Standard Specification and Construction Details.....	39
Stanton Center Renovations.....	40
Taylor Avenue Traffic Improvements.....	41
Traffic Signal Rehabilitation.....	42
Trail Connections.....	43
Truxtun Heights Storm Drainage Improvements.....	44
Truxtun Park Improvements.....	45
Truxtun Park Swimming Pool.....	46
Truxtun Park Tennis Courts and Fence.....	47
Tucker Street Boat Ramp.....	48
Underground Service Historic District.....	49
Upgrade City Coordinate System.....	50
Waterway Improvement Project – 6 th Street.....	51
Waterway Improvement Project – Amos Garrett Blvd.....	52
Waterway Improvement Project – Cheston Ave.....	53
Waterway Improvement Project – Conduit Street.....	54
Waterway Improvement Project – Thompson Street.....	55
Weems Whelan Field.....	56
West East Express Bikeway.....	57
Off Street Parking Fund Projects	
Gott’s Garage Elevator Replacement.....	58
Multispace Parking Meter Kiosks.....	59
Parking Access Control Management System.....	60
Wayfinding Signage.....	61
Transportation Fund Projects	
Transportation Roof Replacement.....	62
Refuse Fund Projects	
Landfill Gas Mitigation.....	63
Sewer Fund Projects	
Organics Resource Recovery Facility.....	64
Sewer Rehabilitation.....	65
Water Fund Projects	
Water Distribution Rehabilitation.....	66
Water Tank Rehabilitation.....	67
Water Treatment Plant.....	68
Water Treatment Plant Improvements.....	69

Watershed Restoration Fund Projects

Stormwater Management Retrofit Projects.....	70
Stormwater MS4 Permit Compliance.....	71

PURPOSE

Capital infrastructure is the cornerstone to providing core City services, and procuring, constructing, and maintaining capital assets are critical municipal activities. Capital assets comprise facilities, infrastructure, equipment, and networks that enable or improve the delivery of public sector services. Examples of capital assets include streets and public rights-of-way; supporting road infrastructure, such as sidewalks and lighting; stormwater and drainage systems; water and sewer systems; public buildings; recreation facilities and parks; public safety facilities; certain types of rolling stock and vehicles; computer technology, and information technology systems and infrastructure.

The City meets its current and long-term needs with a sound long-term capital plan that identifies capital and major equipment needs, maintenance requirements, funding options, and operating budget impacts. Recognizing that budgetary pressures make capital program investments difficult, it is imperative that the City's capital budget and capital improvement program ensure the continuing investment necessary to avoid functional obsolescence and preclude the negative impact of deferring capital investments.

The City considers all forms of public financing for its capital budget and capital improvement program, including pay-as-you-go funding, general obligation bonds, revenue bonds, capital leases, grants, and public-private partnership investments.

Other capital planning objectives include:

- Ensuring a relationship between the City's planning processes and its capital plan;
- Compliance with arbitrage regulations and bond covenants;
- Compliance with federal, state, and local laws, including debt capacity limits, procurement, and financial reporting requirements;
- The alignment of external and internal stakeholder information needs, such as project engineers, contractors, finance staff, executive management, elected officials, and constituents; and
- Meeting the business needs of key participants, including timing, cost activity, and project scope.

The quality and continued use of existing and new capital assets are essential to the health, safety, economic development, and quality of life for the citizens of Annapolis. A vibrant local economy is integral to the community's vitality and the financial health of surrounding regional jurisdictions. Regional economic development may require the financial participation of the City. For these reasons, capital planning is an important component of fiscal planning and vital to the local economy.

CITY CODE REQUIREMENTS

Pursuant to Section 6.16.030 of the City Code, the Mayor is required to submit a capital budget and capital improvement program (CIP) to the City Council and the Planning Commission at the first City Council meeting in April of each year. The capital budget appropriates funds for the ensuing fiscal year, and the CIP programs funds for the five years subsequent to the ensuing fiscal year. No obligations of the City may be authorized for any capital project not included in the capital budget. The Finance Committee is required to review the capital budget and CIP and make recommendations to the City Council by the second Monday in May of each year. Additionally, the capital budget and CIP are referred to the Financial Advisory Commission to provide its recommendations to the City Council.

The Planning Commission is required to review the proposed capital budget and submit its recommendations to the City Council no later than the second Monday in May. Pursuant to the Land Use Article of the Code of Maryland, Section 3-205, the purpose of the Planning Commission's review is to ensure the proposed projects are consistent with the City's comprehensive plan. Prior to making its recommendation to the City Council,

the Planning Commission is required to hold a public meeting on the proposed capital budget and CIP during which the Commission may accept evidence and testimony as it determines relevant.

The City Council is required to adopt the capital budget and CIP no later than June 30 of each year.

FUNDS OVERVIEW

The capital projects presented in the capital budget and CIP are grouped by the funds that support them – the General Fund and the Sewer, Water, Off Street Parking, Watershed Restoration, and Refuse enterprise funds. There currently are no capital projects budgeted or programmed for the Transportation enterprise fund.

General Fund

Capital projects supported by the General Fund generally fall into the following categories:

- City buildings and facilities;
- Information technology systems and infrastructure;
- Roadways, sidewalks, and infrastructure assets located in the public right-of-way;
- Recreation facilities and parks; and
- Special projects addressing economic development, revitalization, and redevelopment.

Sewer Fund

The Sewer Fund is an enterprise fund whose primary sources of revenue are user charges levied on sewer system customers and capital facilities assessments. The Sewer Fund supports capital projects related to wastewater collection and treatment.

The fund also supports a Water Reclamation Facility and a Wastewater Collection division. The Water Reclamation Facility is owned jointly with Anne Arundel County, Maryland. The Wastewater Collection division is responsible for operating, maintaining, and repairing the City's 123-mile sewage conveyance system, including 25 pumping stations.

Planning documents pertaining to sewer infrastructure include:

- Water & Sewer System Evaluation - Comprehensive Analysis Plan (2019)
- Water & Sewer System Evaluation - Final 10-Year Plan (2019)
- Anne Arundel County Master Plan for Water Supply & Sewerage Systems (2017)

Water Fund

The Water Fund is an enterprise fund whose primary sources of revenue are user charges levied on water customers and capital facilities assessments. The Water Fund supports capital projects related to the water distribution system and water treatment plant.

The fund also supports the Water Plant and the Water Distribution operating divisions. The Water Plant division is responsible for the production, treatment, testing, storage, and initial distribution of all potable water for customers of the City. The Water Distribution division is responsible for meter reading and operating, maintaining, and repairing the City's 137-mile water distribution system, including service lines, water meters, and fire hydrants.

Planning documents pertaining to water infrastructure include:

- Annual Water Quality Report
- Water Supply Capacity Management Plan (2017)
- Anne Arundel County Master Plan for Water Supply & Sewerage Systems (2017)
- Water & Sewer System Evaluation- Comprehensive Analysis Plan (2019)
- Water & Sewer System Evaluation- Final 10-Year Plan (2019)

Off Street Parking Fund

The Off Street Parking Fund is an enterprise fund whose primary source of revenue is parking fees generated by the use of the City's parking garages and off street parking lots. The fund supports operations and capital projects related to those parking facilities.

Watershed Restoration Fund

The Watershed Restoration Fund is an enterprise fund whose primary source of revenue is a fee imposed on all property owners in the City. The fund supports the operations and capital projects related to public stormwater management systems, watershed implementation plans, stream and wetland restoration activities, and compliance with the City's National Pollutant Discharge Elimination System Municipal Separate Storm Sewer (NPDES/MS4) and total maximum daily load (TMDL) requirements and goals.

Refuse Fund

The Refuse Fund is an enterprise fund whose primary source of revenue is a residential collection fee for curbside refuse, recycling, and yard waste collection. The fund supports operations and capital projects related to the collection of refuse, recycling, and yard waste.

CAPITAL BUDGET AND CIP DEVELOPMENT PROCESS

The process used by the Mayor to develop the proposed capital budget and capital improvement program is described below. For the purposes of this document, "capital asset" means an asset that has a gross purchase price of \$50,000 or more with a useful life of five or more years.

Capital Project Requests

The City Manager, Director of Public Works, or Director of Finance shall seek input from the City Council on their capital project priorities and requests. This may be done formally in a work session or City Council meeting or informally. Departments submit capital budget requests to the City Manager and Finance Director.

Capital budget requests submitted by members of the City Council and departments include the project description, scope, timing, operating budget impact, and any legal or regulatory requirement for the proposed project.

Mayor's Proposed Capital Budget and Capital Improvement Program

The Mayor makes the final decisions on the proposed capital budget and capital improvement program and submits it to the City Council, the Planning Commission, and the Financial Advisory Commission pursuant to Section 6.16.030. The capital budget and capital improvement program categorizes projects as follows:

- Buildings and facilities
- Information technology systems and infrastructure
- Roads, sidewalks, and assets located in the public right-of-way
- Parks, recreation facilities, and open space
- Stormwater and watershed restoration projects
- Harbor and maritime infrastructure
- Parking facilities
- Refuse projects
- Water projects
- Sewer projects
- Transportation projects
- Rolling Stock and vehicles

The Role of the Comprehensive Plan, Strategic Plan, and Master Plans that Affect Capital Projects Planning

The City recognizes the Comprehensive Plan, Strategic Plan, and master plans are key components of the City's long-term capital planning. These plans forecast the outlook for the City and underscore the alignment between demand generators, capital improvement programs, and funding policies. Accordingly, such plans should be supported by realistic planning documents, solid financial policies targeted for the implementation of stated goals, and trends on the City's accomplishments and progress toward these goals.

In its Comprehensive Plan, the City establishes long-range strategies focused on community development and sustainability. As a blueprint for the future, and in accordance with Article 66B of the Annotated Code of Maryland, this plan identifies economic, land use, and transportation policies, and includes policies guiding infrastructure, housing, sensitive environmental resources, and community facilities. Regular updates to this plan determine development and infrastructure needs as local conditions change.

The City's Comprehensive Plan is the foundation for:

- The development of physical plans for sub-areas of the jurisdiction.
- The study of subdivision regulations, zoning standards, and maps.
- The location and design of thoroughfares and other major transportation facilities.
- The identification of areas in need of utility development or extensions.
- The acquisition and development of community facility sites.
- The acquisition and protection of open space.
- The identification of economic development areas.
- The incorporation of environmental conservation and green technologies.
- The evaluation of short-range plans (zoning requests, subdivision review, site plan analysis) and day-to-day decisions regarding long-range jurisdictional benefit and the alignment of local jurisdictional plans with regional plans.
- The development of a capital budget and capital improvement program.

The Comprehensive Plan also adopts strategic goals that are referenced in the evaluation of capital projects and incorporated into this policy. When the Comprehensive Plan is updated, the update will formulate new strategic goals. The Strategic Goals per the 2009 Comprehensive Plan are as follows:

- Economic Development: Improve the city's property tax base by investing in projects that will spur new private investment to redevelop vacant and/or underutilized properties.
- Buildings and Facilities: Shrink the City's carbon footprint and become a community of green buildings to combat climate change.
- Roads: Specific and targeted improvements to the local street system should be made with priority to those that improve crosstown circulation, route continuity for public transit, and intersection capacities.
- Roads: Street improvements should be made to support the implementation of the Opportunity Areas.
- Roads: The City will invest in systemwide improvements to convert main streets and avenues into "complete streets" - that is, streets that serve the full needs of the community.
- Recreation/Parks: Enhance existing parks and facilities with the objective of supporting structured and informal recreation, protecting the natural environment, and encouraging human health and fitness.
- Recreation and Parks: Expansion of the parks system should be undertaken selectively and strategically, with the objective of taking advantage of rare opportunities, providing parks and recreation services to underserved areas, allowing public access to the waterfront, and furthering environmental goals.
- Trails: Complete the network of pedestrian and bicycle pathways.
- Transportation: Pursue the creation of a regional transit system serving the needs of Annapolis commuters, residents, and visitors.
- Buildings and Facilities and Roads: Protect and enhance Annapolis' rich cultural history and wealth of historic resources.
- Stormwater: Reduce the polluting effects of stormwater runoff into the Chesapeake Bay and its tributaries.
- Water: Protect and conserve the existing water supply and distribution systems by modernizing the existing treatment, storage and distribution system.
- Sewer: Enhance the wastewater collection and treatment systems by modernizing the existing collection system

The City Strategic Plan, completed in 2012, identified three primary issues. The issues and associated goals to be considered when assessing capital projects are:

- Issue 1: The need to match service delivery to resource constraints.
 - Goal 1: Optimize operating capital.
 - Goal 2: Give funding priority to core services.
 - Goal 3: Increase efficiency of operations, processes, and services.
- Issue 2: The need to diversify input to the City Council.
 - Goal 1: Improve City Council meetings to facilitate and encourage resident input from different perspectives.
 - Goal 2: Offer additional forums for residents to provide input to Council.
 - Goal 3: Improve and expand Council communication and interaction with residents.
- Issue 3: The need to promote housing and employment opportunities for lower and middle-income levels.

Master Plans may be developed to inventory and assess types of physical infrastructure, identify deficiencies, and prioritize needed investments. Functional areas include:

- City facilities
- Parks, recreation, and open space
- Transportation, including bicycle and pedestrian facilities
- Water and sewer Infrastructure
- Information technology systems and technology infrastructure

ACKNOWLEDGMENTS

This document could not have been prepared without the cooperation, support, and leadership of the Mayor, the City Council, the Finance Committee, and the Department Directors. The purpose of preparing a capital budget is to put forth the capital plan of the City and to show citizens the costs of capital improvements. Department Directors and City management staff spent many hours developing capital projects that would benefit the City of Annapolis. The individuals listed below played an integral part in the preparation of this document.

David Jarrell, P.E., City Manager
Jodee Dickinson, CPA, Finance Director
Michael Johnson, P.E., Director of Public Works
Michael Mallinoff, J.D., Acting Director of Planning and Zoning
Marcia Patrick, P.E., Assistant Director of Public Works
Katie Connolly, Senior Accountant
Adenike Olajire, Senior Accountant
Julie Donnelly, Assistant Finance Director

FY2023 - FY2028 CAPITAL BUDGET AND IMPROVEMENT PROGRAM PROJECT SUMMARY

GENERAL FUND		Prior Approved Appropriations	FY2023 Capital Budget	Capital Improvement Program					Total Project Cost
Project #	Project			FY2024	FY2025	FY2026	FY2027	FY2028	
NEW	Annapolis Gateway Park	-	63,000	-	-	-	-	-	63,000
NEW	Annapolis Walk Park Improvements	-	56,300	442,100	-	-	-	-	498,400
40014	Barbud Lane	1,493,700	-	-	-	-	-	-	1,493,700
40020	Burtis House	-	330,173	-	-	-	-	-	330,173
NEW	Carr's Beach Park	-	8,498,250	-	-	-	-	-	8,498,250
40022	Cedar Park Sidewalks	72,950	308,000	-	-	-	-	-	380,950
74050	City Dock Bulkhead	6,011,734	-	-	-	-	-	-	6,011,734
NEW	City Dock Resilience and Revitalization	-	41,625,000	-	-	-	-	-	41,625,000
20013/20014/20016/40023	City Facility Improvements	2,783,305	700,000	700,000	700,000	700,000	700,000	700,000	6,983,305
40024	City Facility Security Upgrades	1,050,000	278,250	100,000	100,000	100,000	100,000	100,000	1,828,250
50005	City Harbor Flood Mitigation	12,550,815	-	-	-	-	-	-	12,550,815
50027	CRAB Boating Facility	2,270,475	-	-	-	-	-	-	2,270,475
NEW	Electric Annapolis Mobility Plan	451,500	1,050,000	-	-	-	-	-	1,501,500
40028	Fitness Equipment Replacement	102,500	52,500	52,500	52,500	52,500	52,500	52,500	417,500
50024	Forest Drive Fire Station Renovations	15,750	431,300	-	-	-	-	-	447,050
40018/40021	General Roadways	9,341,830	3,000,000	3,000,000	3,000,000	3,000,000	3,000,000	3,000,000	27,341,830
40010/40015/40017/40019	General Sidewalks	2,050,000	600,000	600,000	600,000	600,000	600,000	600,000	5,650,000
40033	Hawkins Cove	65,000	472,500	78,750	630,000	-	-	-	1,246,250
50025	Hiker/Biker Path – Rte. 450 to the Navy Memorial Stadium	63,000	(47,250)	-	-	-	-	-	15,750
40011	Main Street Rebricking	560,000	(560,000)	560,000	2,205,000	-	-	-	2,765,000
20004	Maintenance Facilities (See Note 1 below)	16,261,857	735,000	-	-	-	-	-	16,996,857
20002	Maynard Burgess House	1,374,309	-	-	-	-	-	-	1,374,309
NEW	Melvin Avenue Traffic Calming	-	58,800	-	-	-	-	-	58,800
40034	Robert Eades Park	483,500	121,800	-	-	-	-	-	605,300
40013	Russell Street	-	781,000	-	-	-	-	-	781,000
40029	S. Southwood Sidewalk and Stormwater Management	52,500	-	-	-	-	-	-	52,500
50022	Standard Specifications and Construction Details (See Note 2 below)	320,250	-	-	-	-	-	-	320,250
NEW	Stanton Center Renovations	-	1,200,000	-	-	-	-	-	1,200,000
40035	Taylor Avenue Traffic Improvements	310,000	-	-	1,587,600	-	-	-	1,897,600
50018	Traffic Signal Rehabilitation	1,230,000	508,500	508,500	525,000	525,000	525,000	525,000	4,347,000
50010	Trail Connections	304,766	315,000	-	-	-	-	-	619,766
40030	Truxtun Heights Storm Drainage Improvements	345,000	-	2,961,250	-	-	-	-	3,306,250
NEW	Truxtun Park Improvements	-	828,000	-	210,000	1,680,000	-	-	2,718,000
50008	Truxtun Park Swimming Pool	4,951,000	-	-	-	-	-	-	4,951,000
83002	Truxtun Park Tennis Courts and Fence	1,033,603	-	-	-	-	-	-	1,033,603
50023	Tucker Street Boat Ramp	318,000	-	367,500	-	-	-	-	685,500
NEW	Underground Service Historic District	-	500,000	-	-	-	-	-	500,000
50017	Upgrade City Coordinate System	460,100	-	-	-	-	-	-	460,100
84525	Waterway Improvement Project - 6th Street	366,450	-	178,500	-	-	-	-	544,950
NEW	Waterway Improvement Project - Amos Garrett Blvd	-	-	-	262,500	-	-	-	262,500
84527/84573	Waterway Improvement Project - Cheston Ave	305,000	173,250	-	-	-	-	-	478,250
NEW	Waterway Improvement Project - Conduit Street	-	-	-	-	262,500	-	-	262,500
NEW	Waterway Improvement Project - Thompson Street	-	-	52,500	273,000	-	-	-	325,500
40032	Wecems-Whelan Field	210,000	472,500	-	-	-	-	-	682,500
NEW	West East Express Bikeway	-	865,000	517,500	460,000	460,000	-	-	2,302,500
Total General Fund		67,989,894	62,635,873	10,119,100	10,605,600	7,380,000	4,977,500	4,977,500	168,685,467

OFF STREET PARKING FUND		Prior Approved Appropriations	FY2023 Capital Budget	Capital Improvement Program					Total Project Cost
Project #	Project			FY24	FY25	FY26	FY27	FY28	
NEW	Gott's Garage Elevator Replacement	-	252,000	-	-	-	-	-	252,000
73006	Multispace Parking Meter Kiosks	131,250	-	-	-	-	-	-	131,250
73004	Parking Access Control Management System	540,000	(382,500)	-	-	-	-	-	157,500
50011	Wayfinding Signage	615,820	(476,024)	-	-	-	-	-	139,796
Total Off Street Parking Fund		1,287,070	(606,524)	-	-	-	-	-	680,546

TRANSPORTATION FUND		Prior Approved Appropriations	FY2023 Capital Budget	Capital Improvement Program					Total Project Cost
Project #	Project			FY24	FY25	FY26	FY27	FY28	
NEW	Transportation Roof Replacement	-	420,000	-	-	-	-	-	420,000
Total Transportation Fund		-	420,000	-	-	-	-	-	420,000

REFUSE FUND		Prior Approved Appropriations	FY2023 Capital Budget	Capital Improvement Program					Total Project Cost
Project #	Project			FY24	FY25	FY26	FY27	FY28	
10001/10002/10003	Landfill Gas Mitigation	1,000,000	-	-	-	-	-	-	1,000,000
Total Refuse Fund		1,000,000	-	-	-	-	-	-	1,000,000

FY2023 - FY2028 CAPITAL BUDGET AND IMPROVEMENT PROGRAM PROJECT SUMMARY
(continued)

SEWER FUND		Prior Approved Appropriations	FY2023 Capital Budget	Capital Improvement Program					Total Project Cost
Project #	Project			FY2024	FY2025	FY2026	FY2027	FY2028	
61000	Organics Resource Recovery Facility	625,250	(611,916)	-	-	-	-	-	13,334
72006/72007	Sewer Rehabilitation	12,556,000	4,500,000	2,250,000	2,250,000	2,250,000	2,250,000	2,250,000	28,306,000
Total Sewer Fund		13,181,250	3,888,084	2,250,000	2,250,000	2,250,000	2,250,000	2,250,000	28,319,334

WATER FUND		Prior Approved Appropriations	FY2023 Capital Budget	Capital Improvement Program					Total Project Cost
Project #	Project			FY2024	FY2025	FY2026	FY2027	FY2028	
71003/71005	Water Distribution Rehabilitation	20,560,420	4,900,000	4,900,000	4,900,000	4,900,000	4,900,000	4,900,000	49,960,420
71002/71006	Water Tank Rehabilitation	3,815,500	-	1,050,000	-	-	-	-	4,865,500
71001	Water Treatment Plant	36,114,829	-	-	-	-	-	-	36,114,829
NEW	Water Treatment Plant Improvements	-	840,000	315,000	315,000	-	-	-	1,470,000
Total Water Fund		60,490,749	5,740,000	6,265,000	5,215,000	4,900,000	4,900,000	4,900,000	92,410,749

WATERSHED RESTORATION FUND		Prior Approved Appropriations	FY2023 Capital Budget	Capital Improvement Program					Total Project Cost
Project #	Project			FY2024	FY2025	FY2026	FY2027	FY2028	
77002/77010/77011/77012/ 77015/77018	Stormwater Management Retrofit Projects	726,368	100,000	100,000	100,000	100,000	100,000	100,000	1,326,368
77008/77009/77016/77017	Stormwater MS4 Permit Compliance	5,600,000	1,050,000	1,050,000	1,050,000	1,050,000	1,050,000	1,050,000	11,900,000
Total Watershed Restoration Fund		6,326,368	1,150,000	1,150,000	1,150,000	1,150,000	1,150,000	1,150,000	13,226,368

ALL FUNDS - TOTAL		Prior Approved Appropriations	FY2023 Capital Budget	Capital Improvement Program					Total Project Cost
				FY2024	FY2025	FY2026	FY2027	FY2028	
Total All Funds		\$ 149,275,331	\$ 73,227,433	\$ 19,784,100	\$ 19,220,600	\$ 15,680,000	\$ 13,277,500	\$ 13,277,500	\$ 303,742,464

Note 1: The Maintenance Facility project is shown as a General Fund project above. However, \$491,500 will be paid from the Refuse Fund; \$909,500 will be paid from the Sewer Fund; \$2,237,000 will be paid from Water Fund; and \$282,500 will be paid from Watershed Protection Fund.

Note 2: The Standard Specifications and Construction Details project is shown as a General Fund project above. However, \$106,750 will be paid from the Sewer Fund, and \$106,750 will be paid from the Water Fund.

FY2023 - FY2028 CAPITAL BUDGET AND IMPROVEMENT PROGRAM FUNDING SUMMARY

GENERAL FUND								
Funding Source	Prior Approved	FY2023	FY2024	FY2025	FY2026	FY2027	FY2028	Total
Bonds								
Bonds repaid by General Fund	\$ 32,609,331	\$ 4,560,200	\$ 9,314,350	\$ 9,390,600	\$ 4,925,000	\$ 4,925,000	\$ 4,325,000	\$ 70,049,481
Bonds repaid by Refuse Fund	418,000	73,500	-	-	-	-	-	491,500
Bonds repaid by Sewer Fund	836,000	73,500	-	-	-	-	-	909,500
Bonds repaid by Water Fund	2,090,000	147,000	-	-	-	-	-	2,237,000
Bonds repaid by Watershed Restoration Fund	209,000	73,500	-	-	-	-	-	282,500
Pay-Go								
General Fund Pay-Go	576,458	-	-	-	-	-	-	576,458
Sewer Fund Pay-Go	106,750	-	-	-	-	-	-	106,750
Water Fund Pay-Go	106,750	-	-	-	-	-	-	106,750
Watershed Restoration Fund Pay-Go	198,000	40,000	-	-	-	-	-	238,000
Grants								
African American Heritage Preservation	100,000	-	-	-	-	-	-	100,000
Boating Infrastructure Grants	1,500,000	-	-	-	-	-	-	1,500,000
Chesapeake Bay Trust	65,000	-	-	-	-	-	-	65,000
Community Legacy	204,500	-	-	-	-	-	-	204,500
Federal Grant	-	11,357,000	-	-	-	-	-	11,357,000
FEMA Grant	3,389,000	-	-	-	-	-	-	3,389,000
Maryland Department General Services	200,000	55,500	-	-	-	-	-	255,500
Maryland Department of Housing and Community Development	-	-	-	-	-	-	-	-
Maryland Department of Transportation	94,000	809,000	-	-	-	-	-	903,000
Maryland Department of Natural Resources	-	828,000	-	-	-	-	-	828,000
Maryland Historical Trust	100,000	-	-	-	-	-	-	100,000
Maryland State Capital Grant	-	10,000,000	-	-	-	-	-	10,000,000
National Park Service & Preservation Maryland	-	330,173	-	-	-	-	-	330,173
Program Open Space (POS) - Development	1,078,500	-	-	-	-	-	-	1,078,500
Program Open Space (POS) - Acquisition	500,000	6,498,250	-	-	-	-	-	6,998,250
State of Maryland Grants- Maryland Department of the Environment	6,100,000	-	-	-	-	-	-	6,100,000
State of Maryland - Waterway Improvement Grants	639,000	125,000	220,000	450,000	250,000	-	-	1,684,000
Unspecified Grant	400,000	3,165,000	517,500	660,000	2,060,000	-	-	6,802,500
Other								
Capital Reserve Fund	10,947,300	2,232,250	67,250	105,000	145,000	52,500	652,500	14,201,800
Developer Contribution	310,000	-	-	-	-	-	-	310,000
Concession Payment	-	22,268,000	-	-	-	-	-	22,268,000
Sale of Eisenhower Golf Course	3,100,000	-	-	-	-	-	-	3,100,000
Miscellaneous	341,830	-	-	-	-	-	-	341,830
Revenue from Anne Arundel County - POS Acquisition	1,300,000	-	-	-	-	-	-	1,300,000
Revenue from CRAB - State grant	470,475	-	-	-	-	-	-	470,475
Total General Fund	67,989,894	62,635,873	10,119,100	10,605,600	7,380,000	4,977,500	4,977,500	168,685,467

**FY2023 - FY2028 CAPITAL BUDGET AND IMPROVEMENT PROGRAM FUNDING SUMMARY
(continued)**

OFF STREET PARKING FUND								
Funding Source	Prior Approved	FY2023	FY2024	FY2025	FY2026	FY2027	FY2028	Total
Bonds	1,287,070	(606,524)	-	-	-	-	-	680,546
Pay-Go	-	-	-	-	-	-	-	-
Grants	-	-	-	-	-	-	-	-
Other - Resilience Financing Authority	-	-	-	-	-	-	-	-
Total Off-Street Parking Fund	1,287,070	(606,524)	-	-	-	-	-	680,546

TRANSPORTATION FUND								
Funding Source	Prior Approved	FY2023	FY2024	FY2025	FY2026	FY2027	FY2028	Total
Bonds	-	20,000	-	-	-	-	-	20,000
Grants	-	400,000	-	-	-	-	-	400,000
Total Transportation Fund	-	420,000	-	-	-	-	-	420,000

REFUSE FUND								
Funding Source	Prior Approved	FY2023	FY2024	FY2025	FY2026	FY2027	FY2028	Total
Pay-Go	1,000,000	-	-	-	-	-	-	1,000,000
Total Refuse Fund	1,000,000	-	-	-	-	-	-	1,000,000

SEWER FUND								
Funding Source	Prior Approved	FY2023	FY2024	FY2025	FY2026	FY2027	FY2028	Total
Bonds								
Bonds repaid by Sewer Fund	12,230,225	2,844,042	1,575,000	1,575,000	1,575,000	1,575,000	1,575,000	22,949,267
Bonds repaid by Refuse Fund	312,625	(305,958)	-	-	-	-	-	6,667
Pay-Go	638,400	1,350,000	675,000	675,000	675,000	675,000	675,000	5,363,400
Total Sewer Fund	13,181,250	3,888,084	2,250,000	2,250,000	2,250,000	2,250,000	2,250,000	28,319,334

WATER FUND								
Funding Source	Prior Approved	FY2023	FY2024	FY2025	FY2026	FY2027	FY2028	Total
Bonds	25,696,731	4,270,000	4,445,000	3,745,000	3,430,000	3,430,000	3,430,000	48,446,731
Pay-Go	4,794,018	1,470,000	1,820,000	1,470,000	1,470,000	1,470,000	1,470,000	13,964,018
Grant (Maryland Department of the Environment)	1,500,000	-	-	-	-	-	-	1,500,000
Other (Maryland Department of the Environment loan)	28,500,000	-	-	-	-	-	-	28,500,000
Total Water Fund	60,490,749	5,740,000	6,265,000	5,215,000	4,900,000	4,900,000	4,900,000	92,410,749

WATERSHED RESTORATION FUND								
Funding Source	Prior Approved	FY2023	FY2024	FY2025	FY2026	FY2027	FY2028	Total
Bonds	1,000,000	-	-	-	-	-	-	1,000,000
Pay-Go	5,326,368	1,150,000	1,150,000	1,150,000	1,150,000	1,150,000	1,150,000	12,226,368
Total Watershed Fund	6,326,368	1,150,000	1,150,000	1,150,000	1,150,000	1,150,000	1,150,000	13,226,368

FY2023 - FY2028 CAPITAL BUDGET AND IMPROVEMENT PROGRAM FUNDING SUMMARY
(continued)

ALL FUNDS								
Funding Source	Prior Approved	FY2023	FY2024	FY2025	FY2026	FY2027	FY2028	Total
Bonds	76,688,982	11,149,260	15,334,350	14,710,600	9,930,000	9,930,000	9,330,000	147,073,192
Pay-Go	12,746,744	4,010,000	3,645,000	3,295,000	3,295,000	3,295,000	3,295,000	33,581,744
Grants	14,370,000	33,567,923	737,500	1,110,000	2,310,000	-	-	52,095,423
Other	43,847,300	24,500,250	67,250	105,000	145,000	52,500	652,500	69,369,800
Total - All Funding Sources	149,275,331	73,227,433	19,784,100	19,220,600	15,680,000	13,277,500	13,277,500	303,742,464

SUMMARY OF BONDS AND PAY-GO								
Funding Source	Prior Approved	FY2023	FY2024	FY2025	FY2026	FY2027	FY2028	Total
Bonds								
Bonds repaid by General Fund	32,609,331	4,560,200	9,314,350	9,390,600	4,925,000	4,925,000	4,325,000	70,049,481
Bonds repaid by Off Street Parking Fund	1,287,070	(606,524)	-	-	-	-	-	680,546
Bonds repaid by Transportation Fund	-	20,000	-	-	-	-	-	20,000
Bonds repaid by Refuse Fund	730,625	(232,458)	-	-	-	-	-	498,167
Bonds repaid by Sewer Fund	13,066,225	2,917,542	1,575,000	1,575,000	1,575,000	1,575,000	1,575,000	23,858,767
Bonds repaid by Water Fund	27,786,731	4,417,000	4,445,000	3,745,000	3,430,000	3,430,000	3,430,000	50,683,731
Bonds repaid by Watershed Restoration Fund	1,209,000	73,500	-	-	-	-	-	1,282,500
Total Bonds	76,688,982	11,149,260	15,334,350	14,710,600	9,930,000	9,930,000	9,330,000	147,073,192
Pay-Go								
General Fund Pay-Go	576,458	-	-	-	-	-	-	576,458
Off Street Parking Fund Pay-Go	-	-	-	-	-	-	-	-
Refuse Fund Pay-Go	1,000,000	-	-	-	-	-	-	1,000,000
Sewer Fund Pay-Go	745,150	1,350,000	675,000	675,000	675,000	675,000	675,000	5,470,150
Water Fund Pay-Go	4,900,768	1,470,000	1,820,000	1,470,000	1,470,000	1,470,000	1,470,000	14,070,768
Watershed Restoration Fund Pay-Go	5,524,368	1,190,000	1,150,000	1,150,000	1,150,000	1,150,000	1,150,000	12,464,368
Total Pay-Go	\$ 12,746,744	\$ 4,010,000	\$ 3,645,000	\$ 3,295,000	\$ 3,295,000	\$ 3,295,000	\$ 3,295,000	\$ 33,581,744




General Fund

Proposed
FY2023 – FY2028


Capital Budget and Capital Improvement Program

**City of Annapolis,
Maryland**

Project Title Annapolis Gateway Park			Project Number NEW		
Project Description: This project consists of a feasibility study for a proposed waterfront park and community boathouse to be located on College Creek near the Maryland State Archives facility. The project is currently referred to as "Paddle Park" and would be sited on two undeveloped parcels of land currently owned by the State of Maryland and NSA-Annapolis, respectively. The feasibility study will place specific emphasis on addressing access challenges and opportunities, adjacent trail connections and amenities, and the ideal footprint for a future facility that minimizes impacts to the surrounding site. The allocated funding will be used for both consultant services as well as a real estate assessment fee required by the Navy to support the lease of its property for the proposed use.					
Financial Activity:					
	<u>Expended</u>	<u>Encumbered</u>	<u>Total</u>	Status:	N/A
January 31, 2021	N/A	N/A	N/A	Funding:	N/A
January 31, 2022	N/A	N/A	N/A	Scope:	N/A
				Timing:	N/A
Non-City Funding Sources: Maryland Department of General Services - \$60,000					
Land Use Plans: Comprehensive Plan (2009); Parks and Paths for People Plan (1987); Quality of Life Goals					


Expenditure Schedule	Prior Approved Appropriations	FY2023 Budget	Capital Improvement Program					Total Project Cost
			FY2024	FY2025	FY2026	FY2027	FY2028	
Land Acquisition	-	-	-	-	-	-	-	-
Planning	-	60,000	-	-	-	-	-	60,000
Design	-	-	-	-	-	-	-	-
Construction	-	-	-	-	-	-	-	-
City Overhead	-	3,000	-	-	-	-	-	3,000
Other	-	-	-	-	-	-	-	-
Total	-	63,000	-	-	-	-	-	63,000

Funding Schedule	Prior Approved Appropriations	FY2023 Budget	Capital Improvement Program					Total Project Cost
			FY2024	FY2025	FY2026	FY2027	FY2028	
Bonds	-	-	-	-	-	-	-	-
Pay-Go	-	-	-	-	-	-	-	-
Grants	-	60,000	-	-	-	-	-	60,000
Other - Capital Reserve	-	3,000	-	-	-	-	-	3,000
Total	-	63,000	-	-	-	-	-	63,000

Project Title Annapolis Walk Park Improvements		Project Number NEW	
Project Description: This project will provide planning, design, construction, repair, and site improvements to the Annapolis Walk Community Park. The concept plan includes an updated volleyball court, picnic tables, benches, soccer field, entertainment chessboard stage, and resurfaced multisport courts. The variety of proposed recreational activities will provide recreation opportunities for many members of the community.		 <p>ANNAPOLIS WALK PARK CONCEPT PLAN</p>	
Financial Activity:		Changes from Prior Year:	
	<u>Expended</u>	<u>Encumbered</u>	<u>Total</u>
January 31, 2021	N/A	N/A	N/A
January 31, 2022	N/A	N/A	N/A
	Status:	N/A	
	Funding:	N/A	
	Scope:	N/A	
	Timing:	N/A	
Non-City Funding Sources: None			
Land Use Plans: Comprehensive Plan and Quality of Life Goals			


Expenditure Schedule	Prior Approved Appropriations	FY2023 Budget	Capital Improvement Program					Total Project Cost
			FY2024	FY2025	FY2026	FY2027	FY2028	
Land Acquisition	-	-	-	-	-	-	-	-
Planning	-	17,600	-	-	-	-	-	17,600
Design	-	36,000	-	-	-	-	-	36,000
Construction	-	-	421,000	-	-	-	-	421,000
City Overhead	-	2,700	21,100	-	-	-	-	23,800
Other	-	-	-	-	-	-	-	-
Total	-	56,300	442,100	-	-	-	-	498,400

Funding Schedule	Prior Approved Appropriations	FY2023 Budget	Capital Improvement Program					Total Project Cost
			FY2024	FY2025	FY2026	FY2027	FY2028	
Bonds	-	56,300	442,100	-	-	-	-	498,400
Pay-Go	-	-	-	-	-	-	-	-
Grants	-	-	-	-	-	-	-	-
Other	-	-	-	-	-	-	-	-
Total	-	56,300	442,100	-	-	-	-	498,400

Project Title Barbud Lane		Project Number 40014	
Project Description: This project will improve Barbud Lane from Forest Drive to Janwal Street. Approximately 850 feet of roadway will be reconstructed. Reconstruction will include the curb, gutters, sidewalk (one side) and the intermittent parking lane. This project will also address storm drainage improvements.			
Financial Activity:		Changes from Prior Year:	
	<u>Expended</u>	<u>Encumbered</u>	<u>Total</u>
January 31, 2021	\$ 65,300	\$ 128,698	\$ 193,997
January 31, 2022	\$ 93,771	\$ 102,799	\$ 196,570
		Status: Plans are 30% completed.	
		Funding: No change.	
		Scope: No change.	
		Timing: Design delayed based on community feedback.	
Non-City Funding Sources: None			
Land Use Plans: None			


		Capital Improvement Program						
Expenditure Schedule	Prior Approved Appropriations	FY2023 Budget	FY2024	FY2025	FY2026	FY2027	FY2028	Total Project Cost
Land Acquisition	-	-	-	-	-	-	-	-
Planning	-	-	-	-	-	-	-	-
Design	210,000	-	-	-	-	-	-	210,000
Construction	1,211,000	-	-	-	-	-	-	1,211,000
City Overhead	72,700	-	-	-	-	-	-	72,700
Total	1,493,700	-	-	-	-	-	-	1,493,700

		Capital Improvement Program						
Funding Schedule	Prior Approved Appropriations	FY2023 Budget	FY2024	FY2025	FY2026	FY2027	FY2028	Total Project Cost
Bonds	833,700	-	-	-	-	-	-	833,700
Pay-Go	-	-	-	-	-	-	-	-
Grants	-	-	-	-	-	-	-	-
Other - Capital Reserve	660,000	-	-	-	-	-	-	660,000
Total	1,493,700	-	-	-	-	-	-	1,493,700

Project Title Burtis House		Project Number 40020													
Project Description: The historic Burtis House, located at 69 Prince George Street, was acquired by the City from the State of Maryland as surplus property in FY2022. The Burtis House project will include two phases. Phase I of the project, currently in design, will result in the structure being elevated and preserved to prevent further degradation of the facilities. Phase II of the project will involve selective demolition and rehabilitation of the property. The scope and estimated costs associated with Phase II will be determined in coordination with the City Dock Resilience and Revitalization Project and the initiative to create a National Park Gateway facility in Annapolis.															
Financial Activity: <table border="1"> <thead> <tr> <th></th> <th><u>Expended</u></th> <th><u>Encumbered</u></th> <th><u>Total</u></th> </tr> </thead> <tbody> <tr> <td>January 31, 2021</td> <td>\$ -</td> <td>\$ -</td> <td>\$ -</td> </tr> <tr> <td>January 31, 2022</td> <td>\$ -</td> <td>\$ -</td> <td>\$ -</td> </tr> </tbody> </table>			<u>Expended</u>	<u>Encumbered</u>	<u>Total</u>	January 31, 2021	\$ -	\$ -	\$ -	January 31, 2022	\$ -	\$ -	\$ -	Changes from Prior Year: Status: The design of Phase I to elevate and weatherize the facility started in FY2022 after the transfer of the property to the City was completed. Funding: Grants and financial assistance for the project have included \$100,000 from the Maryland Heritage Areas Program, \$75,000 from the State of Maryland and \$155,173 from the NPS Chesapeake Gateways program. Scope: No change. Timing: The property was transferred to the City in March 2022.	
	<u>Expended</u>	<u>Encumbered</u>	<u>Total</u>												
January 31, 2021	\$ -	\$ -	\$ -												
January 31, 2022	\$ -	\$ -	\$ -												
Non-City Funding Sources: \$100,000 from the Maryland Heritage Areas Program, \$75,000 from the State of Maryland and \$155,173 from the NPS Chesapeake Gateways program															
Land Use Plans: Comprehensive Plan and Stewardship Goals															


Expenditure Schedule	Prior Approved Appropriations	Capital Improvement Program						Total Project Cost
		FY2023 Budget	FY2024	FY2025	FY2026	FY2027	FY2028	
Land Acquisition	-	-	-	-	-	-	-	-
Planning	-	-	-	-	-	-	-	-
Design	-	41,000	-	-	-	-	-	41,000
Construction	-	273,450	-	-	-	-	-	273,450
City Overhead	-	15,723	-	-	-	-	-	15,723
Other	-	-	-	-	-	-	-	-
Total	-	330,173	-	-	-	-	-	330,173

Funding Schedule	Prior Approved Appropriations	Capital Improvement Program						Total Project Cost
		FY2023 Budget	FY2024	FY2025	FY2026	FY2027	FY2028	
Bonds	-	-	-	-	-	-	-	-
Pay-Go	-	-	-	-	-	-	-	-
Grants	-	330,173	-	-	-	-	-	330,173
Other	-	-	-	-	-	-	-	-
Total	-	330,173	-	-	-	-	-	330,173

Project Title Elktonia/Carr's Beach Park		Project Number NEW	
Project Description: The acquisition of this 5.17 acre undeveloped property will allow for the preservation of an historic beachfront area in the City of Annapolis. The land was the site of many family gatherings, concerts by world-renowned artists, and other cultural events for the African American community in Annapolis. Carr's Beach and its neighboring Sparrow's Beach were two of the major Chesapeake Bay resorts that catered exclusively to African Americans between the 1930s and the 1960s. This was a time when most other resort and beach access was prohibited from this population. It has rich history for African Americans. Program Open Space funds will be used for the acquisition of the property for conservation purposes. The property will be accessible by land and water, and will become a City park. The history of the property ensures that it will attract a diverse audience of visitors. This new audience, attracted by the many stories of Carr's Beach events, will also be exposed to interesting facts about African Americans and their relationship to the Chesapeake Bay.			
Financial Activity:		Changes from Prior Year:	
	<u>Expended</u>	<u>Encumbered</u>	<u>Total</u>
January 31, 2021	N/A	N/A	N/A
January 31, 2022	N/A	N/A	N/A
			Status: N/A
			Funding: N/A
			Scope: N/A
			Timing: N/A
Non-City Funding Sources: Program Open Space - Acquisition funds will be used to acquire the property A Federal grant for park development will be used for design and construction of the park amenities.			
Land Use Plans: Comprehensive Plan and Quality of Life Goals			


Expenditure Schedule	Prior Approved Appropriations	FY2023 Budget	Capital Improvement Program					Total Project Cost
			FY2024	FY2025	FY2026	FY2027	FY2028	
Land Acquisition	-	6,498,250	-	-	-	-	-	6,498,250
Planning	-	-	-	-	-	-	-	-
Design	-	200,000	-	-	-	-	-	200,000
Equipment Acquisition	-	-	-	-	-	-	-	-
Construction	-	1,700,000	-	-	-	-	-	1,700,000
City Overhead	-	100,000	-	-	-	-	-	100,000
Total	-	8,498,250	-	-	-	-	-	8,498,250

Funding Schedule	Prior Approved Appropriations	FY2023 Budget	Capital Improvement Program					Total Project Cost
			FY2024	FY2025	FY2026	FY2027	FY2028	
POS Local - City	-	1,342,827	-	-	-	-	-	1,342,827
POS Local - County	-	287,500	-	-	-	-	-	287,500
POS - Stateside	-	4,867,923	-	-	-	-	-	4,867,923
Federal Grant	-	2,000,000	-	-	-	-	-	2,000,000
Total	-	8,498,250	-	-	-	-	-	8,498,250

Project Title Cedar Park Sidewalks		Project Number 40022	
Project Description: This project will install a five foot wide concrete sidewalk along the south side of Cedar Park Road from Windell Avenue to the existing sidewalk near Halsey Road. Installation will include ADA ramps at each side street crossing.			
Financial Activity:		Changes from Prior Year:	
	<u>Expended</u>	<u>Encumbered</u>	<u>Total</u>
January 31, 2021	\$ -	\$ -	\$ -
January 31, 2022	\$ 11,304	\$ -	\$ 11,304
		Status: This project is in the planning and design phase.	
		Funding: No change.	
		Scope: No change.	
		Timing: Design begins FY2022 and construction will begin in FY2023.	
Non-City Funding Sources: None			
Land Use Plans : Comprehensive Plan			


Expenditure Schedule	Prior Approved Appropriations	FY2023 Budget	Capital Improvement Program					Total Project Cost
			FY2024	FY2025	FY2026	FY2027	FY2028	
Land Acquisition	-	-	-	-	-	-	-	-
Planning	-	-	-	-	-	-	-	-
Design	28,000	-	-	-	-	-	-	28,000
Construction	30,350	293,000	-	-	-	-	-	323,350
City Overhead	14,600	15,000	-	-	-	-	-	29,600
Other	-	-	-	-	-	-	-	-
Total	72,950	308,000	-	-	-	-	-	380,950

Funding Schedule	Prior Approved Appropriations	FY2023 Budget	Capital Improvement Program					Total Project Cost
			FY2024	FY2025	FY2026	FY2027	FY2028	
Bonds	72,950	308,000	-	-	-	-	-	380,950
Pay-Go	-	-	-	-	-	-	-	-
Grants	-	-	-	-	-	-	-	-
Other	-	-	-	-	-	-	-	-
Total	72,950	308,000	-	-	-	-	-	380,950

Project Title City Dock Bulkhead		Project Number 74050	
Project Description: This project was for Phase II of the bulkhead replacement at City Dock which included improvements to infrastructure in the City Dock area including public space and access, construction of new bulkhead and seawall, replacement of boardwalk, upgrades to the water and electrical systems for boaters, and installation of a fire protection system. Required stormwater management (SWM) was unable to be completed within the footprint of the project and was approved for an off-site location. SWM for the City Dock Bulkhead project will be addressed in conjunction with the tennis court renovations at Truxtun Park.			
Financial Activity:		Changes from Prior Year:	
	<u>Expended</u> <u>Encumbered</u> <u>Total</u>	Status:	Completed.
January 31, 2021	\$ 5,841,089 \$ 169,554 \$ 6,010,643	Funding:	No change.
January 31, 2022	\$ 6,017,304 \$ 1,810 \$ 6,019,114	Scope:	No change.
		Timing:	Completed.
Non-City Funding Sources: Federal Grant - \$1.5M Boating Infrastructure Grant			
Land Use Plans: Comprehensive Plan, Quality of Life and Sustainability Goals			


Expenditure Schedule	Prior Approved Appropriations	FY2023 Budget	Capital Improvement Program					Total Project Cost
			FY2024	FY2025	FY2026	FY2027	FY2028	
Land Acquisition	-	-	-	-	-	-	-	-
Planning	-	-	-	-	-	-	-	-
Design	774,758	-	-	-	-	-	-	774,758
Construction	4,936,389	-	-	-	-	-	-	4,936,389
City Overhead	300,587	-	-	-	-	-	-	300,587
Other	-	-	-	-	-	-	-	-
Total	6,011,734	-	-	-	-	-	-	6,011,734

Funding Schedule	Prior Approved Appropriations	FY2023 Budget	Capital Improvement Program					Total Project Cost
			FY2024	FY2025	FY2026	FY2027	FY2028	
Bonds	4,511,734	-	-	-	-	-	-	4,511,734
Pay-Go	-	-	-	-	-	-	-	-
Grants	1,500,000	-	-	-	-	-	-	1,500,000
Other	-	-	-	-	-	-	-	-
Total	6,011,734	-	-	-	-	-	-	6,011,734

Project Title City Dock Resilience and Revitalization		Project Number NEW													
Project Description: This is a multi-faceted project that will revitalize the City Dock area while enhancing resilience by eliminating tidal flooding and protecting against flooding caused by tropical storms and hurricanes. City Dock amenities will include: 1. Reduction of the heat island effect by adding tree canopy shading and public splash fountain, 2. Enlarged areas for public activities and programming at Dock Street, City Dock Park, and Susan B. Campbell Park, 3. Relocation of 120 parking spaces to new Hillman Garage. Resiliency measures include: 1. City Dock currently floods far too often, and frequency and severity to increase, leading to a requirement for a solution for the next 50 years (minimum), 2. Data suggests that elevating City Dock to 6 feet above sea level will protect against tidal flooding and minor storms, and 3. Elevation of 8 feet above sea level will protect against major storms and can be achieved through park elevation and flip up mechanical device design. The current tidal flooding will be eliminated through pumping high tidal water to avoid backflow through the storm drains by making the following changes: 1. The Harbormaster building will be demolished to make room for a building to house stormwater pump and control equipment and 2. The proposed pump station facility will double as an overlook assembly space and public restrooms.															
Financial Activity: <table border="1"> <thead> <tr> <th></th> <th><u>Expended</u></th> <th><u>Encumbered</u></th> <th><u>Total</u></th> </tr> </thead> <tbody> <tr> <td>January 31, 2021</td> <td>N/A</td> <td>N/A</td> <td>\$ -</td> </tr> <tr> <td>January 31, 2022</td> <td>N/A</td> <td>N/A</td> <td>\$ -</td> </tr> </tbody> </table>			<u>Expended</u>	<u>Encumbered</u>	<u>Total</u>	January 31, 2021	N/A	N/A	\$ -	January 31, 2022	N/A	N/A	\$ -	Changes from Prior Year: Status: N/A Funding: N/A Scope: N/A Timing: N/A	
	<u>Expended</u>	<u>Encumbered</u>	<u>Total</u>												
January 31, 2021	N/A	N/A	\$ -												
January 31, 2022	N/A	N/A	\$ -												
Non-City Funding Sources: FY2023 \$10M State of Maryland capital grant for construction. Federal Government grants for \$9.357M.															
Land Use Plans:															

Capital Improvement Program								
Expenditure Schedule	Prior Approved Appropriations	FY2023 Budget	FY2024	FY2025	FY2026	FY2027	FY2028	Total Project Cost
Land Acquisition	-	-	-	-	-	-	-	-
Planning	-	-	-	-	-	-	-	-
Design	-	2,545,780	-	-	-	-	-	2,545,780
Construction	-	37,454,220	-	-	-	-	-	37,454,220
City Overhead	-	1,625,000	-	-	-	-	-	1,625,000
Total	-	41,625,000	-	-	-	-	-	41,625,000

Capital Improvement Program								
Funding Schedule	Prior Approved Appropriations	FY2023 Budget	FY2024	FY2025	FY2026	FY2027	FY2028	Total Project Cost
Bonds	-	-	-	-	-	-	-	-
Pay-Go	-	-	-	-	-	-	-	-
Grants	-	19,357,000	-	-	-	-	-	19,357,000
Other- Concession	-	-	-	-	-	-	-	-
Payment	-	22,268,000	-	-	-	-	-	-
Other - Capital Reserve	-	-	-	-	-	-	-	-
Total	-	41,625,000	-	-	-	-	-	19,357,000

Project Title City Facility Improvements		Project Number 20013/20014/20016/20017/40023													
Project Description: This project will provide funding for capital improvements to various City-owned facilities, such as roof and window replacements, restroom renovations, elevator replacements, and renovations to ensure facilities are ADA compliant. Potential future projects include improvements at the Taylor Avenue FS (turnout gear storage improvements and range hood replacement), Eastport FS (bathroom renovations, parking lot repairs, and engine bay floors), Forest Drive FS (exterior building repairs and roof repairs), Knighton garage (replacement of manway and drain pipe), Gotts garage (canopy roofing repair) and Pip Moyer Rec Center (HVAC RTU replacement).															
<table border="1"> <thead> <tr> <th></th> <th><u>Expended</u></th> <th><u>Encumbered</u></th> <th><u>Total</u></th> </tr> </thead> <tbody> <tr> <td>January 31, 2021</td> <td>\$ 1,912,690</td> <td>\$ 35,251</td> <td>\$ 1,947,941</td> </tr> <tr> <td>January 31, 2022</td> <td>\$ 2,312,072</td> <td>\$ 119,800</td> <td>\$ 2,431,872</td> </tr> </tbody> </table>			<u>Expended</u>	<u>Encumbered</u>	<u>Total</u>	January 31, 2021	\$ 1,912,690	\$ 35,251	\$ 1,947,941	January 31, 2022	\$ 2,312,072	\$ 119,800	\$ 2,431,872	Changes from Prior Year: Status: Projects at Pip Moyer and APD were completed in December 2021. An analysis of facilities and a prioritization list with anticipated costs will be conducted by an outside consultant in FY2023. Funding: No change. Scope: Continuous, on-going projects. Timing: FY2020 projects will be completed in FY2022.	
	<u>Expended</u>	<u>Encumbered</u>	<u>Total</u>												
January 31, 2021	\$ 1,912,690	\$ 35,251	\$ 1,947,941												
January 31, 2022	\$ 2,312,072	\$ 119,800	\$ 2,431,872												
Non-City Funding Sources: None															
Land Use Plans: Comprehensive Plan, Stewardship Goals, and Infrastructure Goals															


Expenditure Schedule	Prior Approved Appropriations	FY2023 Budget	Capital Improvement Program					Total Project Cost
			FY2024	FY2025	FY2026	FY2027	FY2028	
Land Acquisition	-	-	-	-	-	-	-	-
Planning	-	-	-	-	-	-	-	-
Design	85,314	-	-	-	-	-	-	85,314
Construction	2,647,991	665,000	665,000	665,000	665,000	665,000	665,000	6,637,991
City Overhead	50,000	35,000	35,000	35,000	35,000	35,000	35,000	260,000
Other	-	-	-	-	-	-	-	-
Total	2,783,305	700,000	700,000	700,000	700,000	700,000	700,000	6,983,305

Funding Schedule	Prior Approved Appropriations	FY2023 Budget	Capital Improvement Program					Total Project Cost
			FY2024	FY2025	FY2026	FY2027	FY2028	
Bonds	1,757,305	700,000	700,000	700,000	700,000	700,000	700,000	5,957,305
Pay-Go	410,000	-	-	-	-	-	-	410,000
Grants	-	-	-	-	-	-	-	-
Other - Capital Reserve	616,000	-	-	-	-	-	-	616,000
Total	2,783,305	700,000	700,000	700,000	700,000	700,000	700,000	6,983,305

Project Title City Facility Security Upgrades		Project Number 40024													
Project Description: This project will provide funding for security upgrades to various city-owned facilities based upon inspection and analysis by the Annapolis Police Department. Suggested projects include building hardening upgrades, improved security monitoring systems, and other enhancements to ensure the highest level of safety for staff and constituents.															
<table border="1"> <thead> <tr> <th></th> <th style="text-align: right;"><u>Expended</u></th> <th style="text-align: right;"><u>Encumbered</u></th> <th style="text-align: right;"><u>Total</u></th> </tr> </thead> <tbody> <tr> <td>January 31, 2021</td> <td style="text-align: right;">\$ -</td> <td style="text-align: right;">\$ -</td> <td style="text-align: right;">\$ -</td> </tr> <tr> <td>January 31, 2022</td> <td style="text-align: right;">\$ 351,528</td> <td style="text-align: right;">\$ 64,618</td> <td style="text-align: right;">\$ 416,145</td> </tr> </tbody> </table>			<u>Expended</u>	<u>Encumbered</u>	<u>Total</u>	January 31, 2021	\$ -	\$ -	\$ -	January 31, 2022	\$ 351,528	\$ 64,618	\$ 416,145	Changes from Prior Year: Status: Projects are proceeding Funding: Increased funding of \$178,250 for specific security improvements is requested for FY2023. Scope: No change. Timing: No change.	
	<u>Expended</u>	<u>Encumbered</u>	<u>Total</u>												
January 31, 2021	\$ -	\$ -	\$ -												
January 31, 2022	\$ 351,528	\$ 64,618	\$ 416,145												
Non-City Funding Sources: None															
Land Use Plans: Comprehensive Plan, Stewardship Goals, and Infrastructure Goals															


Expenditure Schedule	Prior Approved Appropriations	FY2023 Budget	Capital Improvement Program					Total Project Cost
			FY2024	FY2025	FY2026	FY2027	FY2028	
Land Acquisition	-	-	-	-	-	-	-	-
Planning	-	-	-	-	-	-	-	-
Design	-	-	-	-	-	-	-	-
Construction	1,000,000	265,000	95,000	95,000	95,000	95,000	95,000	1,740,000
City Overhead	50,000	13,250	5,000	5,000	5,000	5,000	5,000	88,250
Other	-	-	-	-	-	-	-	-
Total	1,050,000	278,250	100,000	100,000	100,000	100,000	100,000	1,828,250

Funding Schedule	Prior Approved Appropriations	FY2023 Budget	Capital Improvement Program					Total Project Cost
			FY2024	FY2025	FY2026	FY2027	FY2028	
Bonds	1,050,000	278,250	100,000	100,000	100,000	100,000	100,000.00	1,828,250
Pay-Go	-	-	-	-	-	-	-	-
Grants	-	-	-	-	-	-	-	-
Other	-	-	-	-	-	-	-	-
Total	1,050,000	278,250	100,000	100,000	100,000	100,000	100,000	1,828,250

Project Title City Harbor Flood Mitigation		Project Number 50005	
Project Description: This project includes storm drain realignment, construction of a pump station (to include a wet well, electric control building, backup generator and transformer), grading modifications to address frequent nuisance tidal flooding, and redevelopment of the plaza area (to include the Guardians of the First Amendment Memorial (by others), green space with seating, and replacement of the existing rain garden). The Compromise Street project was broken into two (2) construction phases, the first phase in the area of Newman Street and Newman Park and the second near the Donner Parking Lot and the Alex Haley Memorial.			
Financial Activity:		Changes from Prior Year:	
	<u>Expended</u>	<u>Encumbered</u>	<u>Total</u>
January 31, 2021	\$ 1,470,915	\$ 654,456	\$ 2,125,371
January 31, 2022	\$ 2,015,202	\$ 203,308	\$ 2,218,509
		Status: Archaeological data recovery and construction of Guardians of the First Amendment Memorial are completed. Compromise Street Phase 1 construction bid documents completed and Phase 2 construction plans are also completed. Funding: No change Scope: The scope of the Compromise Street project is unchanged but construction was broken into two phases due to budget constraints. Timing: Compromise Street Phase 1 construction is expected to begin in July 2022 pending additional funding and completion of grant pre-construction reviews.	
Non-City Funding Sources:			
Prior approved appropriations: \$1M state grant for planning, \$2M state grant for construction, \$3.389M FEMA grant for construction, FY2020 \$1M MDE grant for construction, FY2021 \$700K MDE grant for construction, FY2022 \$1.4M MDE grant for construction			
Land Use Plans:			
Comprehensive Plan, Stewardship Goals, Infrastructure Goals, and City Dock Master Plan			




Expenditure Schedule	Prior Approved Appropriations	FY2023 Budget	Capital Improvement Program					Total Project Cost
			FY2024	FY2025	FY2026	FY2027	FY2028	
Land Acquisition	-	-	-	-	-	-	-	-
Planning	-	-	-	-	-	-	-	-
Design	2,000,000	-	-	-	-	-	-	2,000,000
Construction	10,389,315	-	-	-	-	-	-	10,389,315
City Overhead	161,500	-	-	-	-	-	-	161,500
Other	-	-	-	-	-	-	-	-
Total	12,550,815	-	-	-	-	-	-	12,550,815

Funding Schedule	Prior Approved Appropriations	FY2023 Budget	Capital Improvement Program					Total Project Cost
			FY2024	FY2025	FY2026	FY2027	FY2028	
Bonds	1,473,746	-	-	-	-	-	-	1,473,746
Pay-Go	53,069	-	-	-	-	-	-	53,069
Grants	9,489,000	-	-	-	-	-	-	9,489,000
Other - RFA	-	-	-	-	-	-	-	-
Other - Capital Reserve	1,535,000	-	-	-	-	-	-	1,535,000
Total	12,550,815	-	-	-	-	-	-	12,550,815

Project Title CRAB Boating Facility		Project Number 50027	
Project Description: This project appropriates \$500,000 of the City's Program Open Space (POS) Acquisition funds to acquire a marina at the end of Bembe Beach Road for the use of the Chesapeake Regional Accessible Boating (CRAB) organization. CRAB is a nonprofit organization formed in 1991 that provides sailing opportunities to those with disabilities. Anne Arundel County has committed up to \$1.3 million of its POS Acquisition funds for the purchase, and the State has awarded a \$1,000,000 capital grant to CRAB for improvements.		 <p>Welcome to Chesapeake Region Accessible Boating Our mission is to bring the thrill and freedom of sailing to persons with disabilities, recovering warriors and local youth from at-risk neighborhoods.</p>	
Financial Activity:		Changes from Prior Year:	
	<u>Expended</u> <u>Encumbered</u> <u>Total</u>	Status:	The City has purchased the property, CRAB has signed a 40 year lease agreement and architectural concept plans have been prepared.
January 31, 2021	\$ 2,270,475 \$ - \$ 2,270,475	Funding:	The remainder of the State capital grant will be managed by CRAB. The City will close this project after receipt of grant reimbursements.
January 31, 2022	\$ 2,270,475 \$ - \$ 2,270,475	Scope:	No change.
		Timing:	The project's anticipated completion date is June 2024.
Non-City Funding Sources: Project Open Space - Acquisition Funds, both City and County, State Capital Grant through CRAB			
Land Use Plans: None			


Expenditure Schedule	Prior Approved Appropriations	FY2023 Budget	Capital Improvement Program					Total Project Cost
			FY2024	FY2025	FY2026	FY2027	FY2028	
Land Acquisition	2,000,000	-	-	-	-	-	-	2,000,000
Planning	-	-	-	-	-	-	-	-
Design	100,000	-	-	-	-	-	-	100,000
Construction	170,475	-	-	-	-	-	-	170,475
City Overhead	-	-	-	-	-	-	-	-
Other	-	-	-	-	-	-	-	-
Total	2,270,475	-	-	-	-	-	-	2,270,475

Funding Schedule	Prior Approved Appropriations	FY2023 Budget	Capital Improvement Program					Total Project Cost
			FY2024	FY2025	FY2026	FY2027	FY2028	
Bonds	-	-	-	-	-	-	-	-
Pay-Go	-	-	-	-	-	-	-	-
Grant -POS Acquisition	500,000	-	-	-	-	-	-	500,000
Revenue - AACO	1,300,000	-	-	-	-	-	-	1,300,000
State Capital Grant	470,475	-	-	-	-	-	-	470,475
Other	-	-	-	-	-	-	-	-
Total	2,270,475	-	-	-	-	-	-	2,270,475

Project Title 100% Electric Annapolis Mobility Plan	Project Number NEW												
<p>Project Description:</p> <p>The Annapolis Mobility Plan (AMP) includes an all-electric transit system in downtown Annapolis and Eastport. Electric trolleys will transport riders from parking locations in the downtown area and Eastport to the Spa Creek waterfront. From there, an electric ferry will transport riders between City Dock and Eastport. This project includes the acquisition of an electric ferry boat, small electric cart vehicles, electric circulator buses, and all required charging and docking infrastructure. The first phase of the project, funded in FY2022, included the acquisition of an electric ferry boat and a comprehensive planning study, to include passenger demand analysis, parking and traffic study, infrastructure evaluation including dockage and electrical charging requirements, and operations and maintenance evaluation for the system. The proposed FY2023 phase includes electric vehicle acquisition. The FY2024 phase will include detailed design and construction of infrastructure improvements required for the electric ferry, circulators and trolleys as identified by the comprehensive planning study.</p> <p>Project costs include \$330,000 for an electric boat and \$100,000 for planning and conceptual design of the docking facilities in FY2022; \$550,000 for an electric Circulator bus, \$50,000 for two electric 6-passenger vans, and \$400,000 for DC charging infrastructure in FY2023; and City overhead. The costs for design and construction of the docking upgrade will be determined during the comprehensive planning study, and are expected to be funded in FY2024. It is anticipated that most of the project costs will be grant funded.</p>	  												
<p>Financial Activity:</p> <table border="1"> <thead> <tr> <th></th> <th><u>Expended</u></th> <th><u>Encumbered</u></th> <th><u>Total</u></th> </tr> </thead> <tbody> <tr> <td>January 31, 2021</td> <td>N/A</td> <td>N/A</td> <td>N/A</td> </tr> <tr> <td>January 31, 2022</td> <td>\$ -</td> <td>\$ -</td> <td>\$ -</td> </tr> </tbody> </table>		<u>Expended</u>	<u>Encumbered</u>	<u>Total</u>	January 31, 2021	N/A	N/A	N/A	January 31, 2022	\$ -	\$ -	\$ -	<p>Changes from Prior Year:</p> <p>Status: N/A</p> <p>Funding: N/A</p> <p>Scope: N/A</p> <p>Timing: N/A</p>
	<u>Expended</u>	<u>Encumbered</u>	<u>Total</u>										
January 31, 2021	N/A	N/A	N/A										
January 31, 2022	\$ -	\$ -	\$ -										
<p>Non-City Funding Sources: Grants are anticipated to be received from BGE, Federal and State sources. Anne Arundel County has provided \$250,000 of funding.</p>													
<p>Land Use Plans: None</p>													


Expenditure Schedule	Prior Approved Appropriations	FY2023 Budget	Capital Improvement Program					Total Project Cost
			FY2024	FY2025	FY2026	FY2027	FY2028	
Land Acquisition	-	-	-	-	-	-	-	-
Planning	100,000	-	-	-	-	-	-	100,000
Design	-	-	-	-	-	-	-	-
Equipment Acquisition	330,000	1,000,000	-	-	-	-	-	1,330,000
Construction	-	-	-	-	-	-	-	-
City Overhead	21,500	50,000	-	-	-	-	-	71,500
Total	451,500	1,050,000	-	-	-	-	-	1,501,500

Funding Schedule	Prior Approved Appropriations	FY2023 Budget	Capital Improvement Program					Total Project Cost
			FY2024	FY2025	FY2026	FY2027	FY2028	
Bonds	-	-	-	-	-	-	-	-
Pay-Go	-	-	-	-	-	-	-	-
Grants	300,000	1,000,000	-	-	-	-	-	1,300,000
Other - Capital Reserve	151,500	50,000	-	-	-	-	-	201,500
Total	451,500	1,050,000	-	-	-	-	-	1,501,500

Project Title Fitness Equipment Replacement		Project Number 40028	
Project Description: This project funds the replacement of aging fitness equipment at the Pip Moyer Recreation Center. Cardio and weight equipment 10 years and older will be eligible for replacement. Funding will also allow for the upgrade of audio-visual components in the fitness area.			
Financial Activity:		Changes from Prior Year:	
	<u>Expended</u>	<u>Encumbered</u>	<u>Total</u>
January 31, 2021	\$ -	\$ -	\$ -
January 31, 2022	\$ 72,452	\$ -	\$ -
			Status: No change.
			Funding: No change.
			Scope: No change.
			Timing: Some purchases have been delayed by supply chain issues.
Non-City Funding Sources: None			
Land Use Plans: Comprehensive Plan, Stewardship Goals, and Infrastructure Goals			


Expenditure Schedule	Prior Approved Appropriations	FY2023 Budget	Capital Improvement Program					Total Project Cost
			FY2024	FY2025	FY2026	FY2027	FY2028	
Land Acquisition	-	-	-	-	-	-	-	-
Planning	-	-	-	-	-	-	-	-
Design	-	-	-	-	-	-	-	-
Construction	-	-	-	-	-	-	-	-
City Overhead	2,500	2,500	2,500	2,500	2,500	2,500	2,500	17,500
Other	100,000	50,000	50,000	50,000	50,000	50,000	50,000	400,000
Total	102,500	52,500	52,500	52,500	52,500	52,500	52,500	417,500

Funding Schedule	Prior Approved Appropriations	FY2023 Budget	Capital Improvement Program					Total Project Cost
			FY2024	FY2025	FY2026	FY2027	FY2028	
Bonds	-	-	-	-	-	-	-	-
Pay-Go	-	-	-	-	-	-	-	-
Grants	-	-	-	-	-	-	-	-
Other - Capital Reserve	102,500	52,500	52,500	52,500	52,500	52,500	52,500	417,500
Total	102,500	52,500	52,500	52,500	52,500	52,500	52,500	417,500

Project Title Forest Drive Fire Station Renovations		Project Number 50024	
Project Description: This project will fund the demolition and replacement of aged and deteriorating bathroom facilities in the main area of the fire station. It will also address the need for adequate women's facilities. The work will include substantial demolition of flooring to replace failing plumbing as well as the removal of non-load bearing walls to ensure ADA compliance. All fixtures will be replaced with ADA compliant devices.			
Financial Activity:		Changes from Prior Year:	
	<u>Expended</u>	<u>Encumbered</u>	<u>Total</u>
January 31, 2021	\$ -	\$ -	\$ -
January 31, 2022	\$ -	\$ -	\$ -
			Status: Requesting for proposals (RFP) to procure design services.
			Funding: Additional funding of \$26,000 will be needed to complete the design, construction and internal overhead of this project.
			Scope: No change.
			Timing: Design phase to start calendar year 2022. Construction anticipated to be complete in FY2023.
Non-City Funding Sources: None			
Land Use Plans: Comprehensive Plan			


Expenditure Schedule	Prior Approved Appropriations	FY2023 Budget	Capital Improvement Program					Total Project Cost
			FY2024	FY2025	FY2026	FY2027	FY2028	
Land Acquisition	-	-	-	-	-	-	-	-
Planning	-	-	-	-	-	-	-	-
Design	15,750	40,000	-	-	-	-	-	55,750
Construction	-	370,000	-	-	-	-	-	370,000
City Overhead	-	21,300	-	-	-	-	-	21,300
Other	-	-	-	-	-	-	-	-
Total	15,750	431,300	-	-	-	-	-	447,050

Funding Schedule	Prior Approved Appropriations	FY2023 Budget	Capital Improvement Program					Total Project Cost
			FY2024	FY2025	FY2026	FY2027	FY2028	
Bonds	15,750	431,300	-	-	-	-	-	447,050
Pay-Go	-	-	-	-	-	-	-	-
Grants	-	-	-	-	-	-	-	-
Other	-	-	-	-	-	-	-	-
Total	15,750	431,300	-	-	-	-	-	447,050

Project Title General Roadways		Project Number 40018/40021	
Project Description: This project is to resurface and reconstruct the City's streets, curbs, and gutters. The City continually analyzes each area to develop a list based on conditions. Resurfacing activities include pavement milling and patching, utility adjustments, curb and gutter replacement, pavement resurfacing, brick repairs and replacement, and replacement of pavement markings. The ADA requires wheelchair accessible ramps at intersections where sidewalks adjoin streets. Although most of the City intersections have handicapped ramps, funds are used as necessary to update the existing ramps to the current standard or for new ramps.			
Financial Activity:		Changes from Prior Year:	
	<u>Expended</u>	<u>Encumbered</u>	<u>Total</u>
January 31, 2021	\$ 3,316,461	\$ 1,355,695	\$ 4,672,155
January 31, 2022	\$ 5,546,656	\$ 2,053,508	\$ 7,600,165
		Status: Continuous paving.	
		Funding: No change.	
		Scope: No change.	
		Timing: No delays.	
Non-City Funding Sources: None			
Land Use Plans: Comprehensive Plan, Stewardship Goals, and Infrastructure Goals			


Expenditure Schedule	Prior Approved Appropriations	FY2023 Budget	Capital Improvement Program					Total Project Cost
			FY2024	FY2025	FY2026	FY2027	FY2028	
Land Acquisition	-	-	-	-	-	-	-	-
Planning	-	-	-	-	-	-	-	-
Design	-	-	-	-	-	-	-	-
Construction	8,874,739	2,850,000	2,850,000	2,850,000	2,850,000	2,850,000	2,850,000	25,974,739
City Overhead	467,091	150,000	150,000	150,000	150,000	150,000	150,000	1,367,091
Other	-	-	-	-	-	-	-	-
Total	9,341,830	3,000,000	3,000,000	3,000,000	3,000,000	3,000,000	3,000,000	27,341,830

Funding Schedule	Prior Approved Appropriations	FY2023 Budget	Capital Improvement Program					Total Project Cost
			FY2024	FY2025	FY2026	FY2027	FY2028	
Bonds	4,500,000	1,500,000	3,000,000	3,000,000	3,000,000	3,000,000	3,000,000	21,000,000
Pay-Go	-	-	-	-	-	-	-	-
Grants	-	-	-	-	-	-	-	-
Other - Miscellaneous	341,830	-	-	-	-	-	-	341,830
Other - Capital Reserve	4,500,000	1,500,000	-	-	-	-	-	6,000,000
Total	9,341,830	3,000,000	3,000,000	3,000,000	3,000,000	3,000,000	3,000,000	27,341,830

Project Title General Sidewalks		Project Number 40010/40015/40017/40019	
Project Description: This project is for City sidewalk repairs. The ongoing repair program is based on a comprehensive, citywide sidewalk condition assessment. Sidewalks are inspected for cracking, faulting, and scaling. Based upon this assessment, a list of priorities for repair and reconstruction is developed each year, taking into the sidewalk's condition and the importance of its location to citywide pedestrian traffic.			
Financial Activity:		Changes from Prior Year:	
	<u>Expended</u> <u>Encumbered</u> <u>Total</u>	Status:	Sidewalk repairs are continuous.
January 31, 2021	\$ 1,193,480 \$ 240,089 \$ 1,433,569	Funding:	Will Resume funding this project in FY2023. Prior approved appropriations were used for FY2021 and FY2022 projects.
January 31, 2022	\$ 1,929,502 \$ 94,398 \$ 2,023,900	Scope:	No change.
		Timing:	No delays.
Non-City Funding Sources: None			
Land Use Plans: Comprehensive Plan, Stewardship Goals, and Infrastructure Goals			


Expenditure Schedule	Prior Approved Appropriations	FY2023 Budget	Capital Improvement Program					Total Project Cost
			FY2024	FY2025	FY2026	FY2027	FY2028	
Land Acquisition	-	-	-	-	-	-	-	-
Planning	-	-	-	-	-	-	-	-
Design	-	-	-	-	-	-	-	-
Construction	1,947,500	570,000	570,000	570,000	570,000	570,000	570,000	5,367,500
City Overhead	102,500	30,000	30,000	30,000	30,000	30,000	30,000	282,500
Other	-	-	-	-	-	-	-	-
Total	2,050,000	600,000	600,000	600,000	600,000	600,000	600,000	5,650,000

Funding Schedule	Prior Approved Appropriations	FY2023 Budget	Capital Improvement Program					Total Project Cost
			FY2024	FY2025	FY2026	FY2027	FY2028	
Bonds	1,200,000	-	600,000	600,000	600,000	600,000	-	3,600,000
Pay-Go	-	-	-	-	-	-	-	-
Grants	-	-	-	-	-	-	-	-
Other - Capital Reserve	850,000	600,000	-	-	-	-	600,000	2,050,000
Total	2,050,000	600,000	600,000	600,000	600,000	600,000	600,000	5,650,000

Project Title Hawkins Cove Restoration		Project Number 40033	
Project Description: This project will fund the removal and replacement of a failing bulkhead with a living shoreline designed to allow water access while tying into a regenerative stream conveyance system. Specifically this will include the maintenance of rain gardens installed in 2018 by the Spa Creek Conservancy, pier repair, extension, or replacement as warranted by the shoreline design, and replacement of invasive vegetation on the landward side of the cove with native plants. Further improvements desired by the community such as seating and improvements to the existing trail system will be pursued in subsequent years through additional grants. Dredging of the channel in the cove to allow access to the pier for water taxis and other small watercraft may be pursued in the future.			
Financial Activity:		Changes from Prior Year:	
	<u>Expended</u>	<u>Encumbered</u>	<u>Total</u>
January 31, 2021	N/A	N/A	N/A
January 31, 2022	\$ 968	\$ -	\$ 968
		Status: The project is in the Design Phase.	
		Funding: The CBT grant was awarded in June 2021.	
		Scope: Construction of approximately 250 linear feet of Living Shoreline, bulkhead removal, and outfall repair.	
		Timing: Design-Build estimated to begin in 2022.	
Non-City Funding Sources: Chesapeake Bay Trust (CBT) grant			
Land Use Plans: Comprehensive Plan			


Capital Improvement Program								
Expenditure Schedule	Prior Approved Appropriations	FY2023 Budget	FY2024	FY2025	FY2026	FY2027	FY2028	Total Project Cost
Land Acquisition	-	-		-	-	-	-	-
Planning	10,000	-	-	-	-	-	-	10,000
Design	15,000	90,000	75,000	-	-	-	-	180,000
Construction	36,750	360,000	-	600,000	-	-	-	996,750
City Overhead	3,250	22,500	3,750	30,000	-	-	-	59,500
Total	65,000	472,500	78,750	630,000	-	-	-	1,246,250

Capital Improvement Program								
Funding Schedule	Prior Approved Appropriations	FY2023 Budget	FY2024	FY2025	FY2026	FY2027	FY2028	Total Project Cost
Bonds	-	-	75,000	600,000	-	-	-	675,000
Pay-Go	-	-	-	-	-	-	-	-
Grants	65,000	450,000	-	-	-	-	-	515,000
Other - Capital Reserve	-	22,500	3,750	30,000	-	-	-	56,250
Total	65,000	472,500	78,750	630,000	-	-	-	1,246,250

Project Title Hiker/Biker Path – Rte. 450 to the Navy Memorial Stadium		Project Number 50025	
Project Description: This project is a partnership between MDOT/SHA, Anne Arundel County. The project consists of an improved bike and pedestrian connection from the MD 450 bridge to MD 435 (Taylor Avenue) and King George Street across College Creek. The project is in the design phase and being led by MDOT/SHA and Anne Arundel County which has a cost sharing agreement in place to fund the project through completion. The City is actively involved in advancing the best design for City residents and visitors and the Navy is supporting the project through land transfer and easements for expanded right of way.			
Financial Activity:		Changes from Prior Year:	
	<u>Expended</u>	<u>Encumbered</u>	<u>Total</u>
January 31, 2021	\$ -	\$ -	\$ -
January 31, 2022	\$ -	\$ -	\$ -
		Status: Project management has shifted to the State and County. Funding: The City no longer needs to fund this project. \$62,250 moved to Trail Connection. The remaining funds will pay for consultant costs to advance the City's interest on the project. Scope: Conduct preliminary planning and stakeholder engagement studies. Timing: Project is active and ongoing	
Non-City Funding Sources: MD FY2021 Bikeway Grant - \$15,000			
Land Use Plans: Comprehensive Plan and Transportation Goals			


Capital Improvement Program								
Expenditure Schedule	Prior Approved Appropriations	FY2023 Budget	FY2024	FY2025	FY2026	FY2027	FY2028	Total Project Cost
Land Acquisition	-	-	-	-	-	-	-	-
Planning	46,850	(31,850)	-	-	-	-	-	15,000
Design	10,000	(10,000)	-	-	-	-	-	-
Construction	-	-	-	-	-	-	-	-
City Overhead	3,150	(2,400)	-	-	-	-	-	750
Other	3,000	(3,000)	-	-	-	-	-	-
Total	63,000	(47,250)	-	-	-	-	-	15,750

Capital Improvement Program								
Funding Schedule	Prior Approved Appropriations	FY2023 Budget	FY2024	FY2025	FY2026	FY2027	FY2028	Total Project Cost
Bonds	-	-	-	-	-	-	-	-
Pay-Go	63,000	(62,250)	-	-	-	-	-	750
Grants	-	15,000	-	-	-	-	-	15,000
Other- Capital Reserve	-	-	-	-	-	-	-	-
Total	63,000	(47,250)	-	-	-	-	-	15,750

Project Title Main Street Rebricking		Project Number 40011	
Project Description: Deterioration of the Main Street base and sub-base has resulted in severe settlement of both the travel lane and the crosswalks. The existing roadway is showing signs of accelerated deterioration and removal of fine aggregate from the subbase during rain events. This project will remove and replace the brick surface and base courses to return the roadway to a smooth and uniform surface. It may include modification of the curb line and sidewalks. Changes in regulations will require some redesign of this project. The City Council has modified this project description to require that the City Administration take any proposed modification to the existing curb line or sidewalk to the Historic Preservation Commission for its review and to require the City Council's approval of the design before moving ahead with construction.			
Financial Activity:		Changes from Prior Year:	
	<u>Expended</u>	<u>Encumbered</u>	<u>Total</u>
January 31, 2021	\$ -	\$ -	\$ -
January 31, 2022	\$ -	\$ -	\$ -
			Status: This project is delayed until the completion of Hillman Garage.
			Funding: Funding is deappropriated from prior years and reappropriated to FY2024, when the project will commence.
			Scope: A project initiation form (PIF) will be completed by DPW to address any scope changes.
			Timing: This project is delayed until the completion of Hillman Garage.
Non-City Funding Sources: None			
Land Use Plans: Comprehensive Plan, Stewardship Goals, and Infrastructure Goals			


Capital Improvement Program								
Expenditure Schedule	Prior Approved Appropriations	FY2023 Budget	FY2024	FY2025	FY2026	FY2027	FY2028	Total Project Cost
Land Acquisition	-	-	-	-	-	-	-	-
Planning	-	-	-	-	-	-	-	-
Design	532,000	(532,000)	532,000	-	-	-	-	532,000
Construction	-	-	-	2,100,000	-	-	-	2,100,000
City Overhead	28,000	(28,000)	28,000	105,000	-	-	-	133,000
Other	-	-	-	-	-	-	-	-
Total	560,000	(560,000)	560,000	2,205,000	-	-	-	2,765,000

Capital Improvement Program								
Funding Schedule	Prior Approved Appropriations	FY2023 Budget	FY2024	FY2025	FY2026	FY2027	FY2028	Total Project Cost
Bonds	500,000	(500,000)	560,000	2,205,000	-	-	-	2,765,000
Pay-Go	-	-	-	-	-	-	-	-
Grants	-	-	-	-	-	-	-	-
Other- Capital Reserve	60,000	(60,000)	-	-	-	-	-	-
Total	560,000	(560,000)	560,000	2,205,000	-	-	-	2,765,000

Project Title Maintenance Facilities		Project Number 20004	
Project Description: This project replaces the Public Works facilities located at 932/935/937 Spa Road with a new Public Works Maintenance Facility at 39 Hudson Street. The new facility will house the maintenance and operations functions for the Department of Public Works, including facilities, streets, vehicles, water distribution system, sewer collection system, and stormwater facilities. The project also includes a new salt barn.			
Financial Activity:		Changes from Prior Year:	
	<u>Expended</u>	<u>Encumbered</u>	<u>Total</u>
January 31, 2021	\$ 4,300,507	\$ 241,496	\$ 4,542,003
January 31, 2022	\$ 6,053,353	\$ 9,350,516	\$ 15,403,869
		Status: Design and permitting were completed and construction started in September of 2021. Construction will be completed by February of 2023.	
		Funding: The cost of the project has increased \$735,000 due to unprecendented material cost increases, previously unknown BGE costs, the discovery of subsurface concrete, and a longer schedule duration than anticipated.	
		Scope: No Change.	
		Timing: The project will be completed by February 2023.	
Non-City Funding Sources: None			
Land Use Plans: Comprehensive Plan, Stewardship Goals, and Infrastructure Goals			


Expenditure Schedule	Prior Approved Appropriations	FY2023 Budget	Capital Improvement Program					Total Project Cost
			FY2024	FY2025	FY2026	FY2027	FY2028	
Land Acquisition	2,213,311	-	-	-	-	-	-	2,213,311
Planning	-	-	-	-	-	-	-	-
Design	250,000	-	-	-	-	-	-	250,000
Construction	12,911,453	700,000	-	-	-	-	-	13,611,453
City Overhead	887,093	35,000	-	-	-	-	-	922,093
Total	16,261,857	735,000	-	-	-	-	-	16,996,857

Funding Schedule	Prior Approved Appropriations	FY2023 Budget	Capital Improvement Program					Total Project Cost
			FY2024	FY2025	FY2026	FY2027	FY2028	
Bonds - General Fund	12,658,857	367,500	-	-	-	-	-	13,026,357
Bonds - Refuse Fund	418,000	73,500	-	-	-	-	-	491,500
Bonds - Sewer Fund	836,000	73,500	-	-	-	-	-	909,500
Bonds - Water Fund	2,090,000	147,000	-	-	-	-	-	2,237,000
Bonds - Watershed Fund	209,000	73,500	-	-	-	-	-	282,500
Pay-Go	50,000	-	-	-	-	-	-	50,000
Total	16,261,857	735,000	-	-	-	-	-	16,996,857

Project Title Maynard Burgess House		Project Number 20002													
Project Description: The Maynard Burgess House has undergone several phases of work. This final phase of construction will address the first floor interior finishes, walls, floors, ceilings, and trim and complete security, fire detection and suppression systems, as well as the installation of exhibits. The project will include archeological recordation, offsite storage of artifacts, and a more delicate means of construction to preserve the historical integrity of the building. The property is protected (interior, exterior, grounds) by a perpetual historic preservation easement held by the Maryland Historical Trust; therefore, all work must be consistent with the Secretary of the Interior's Standards for Rehabilitation. The exterior work and ground disturbance is also subject to review and approval of the Annapolis Historic Preservation Commission.															
<table border="1"> <thead> <tr> <th></th> <th><u>Expended</u></th> <th><u>Encumbered</u></th> <th><u>Total</u></th> </tr> </thead> <tbody> <tr> <td>January 31, 2021</td> <td>\$ 482,138</td> <td>\$ 40,559</td> <td>\$ 522,697</td> </tr> <tr> <td>January 31, 2022</td> <td>\$ 538,744</td> <td>\$ 83,625</td> <td>\$ 622,370</td> </tr> </tbody> </table>			<u>Expended</u>	<u>Encumbered</u>	<u>Total</u>	January 31, 2021	\$ 482,138	\$ 40,559	\$ 522,697	January 31, 2022	\$ 538,744	\$ 83,625	\$ 622,370	Changes from Prior Year: Status: Interior plaster conservation was completed in December 2021. Proposals for building renovation and bathroom addition due January 2022. Funding: No change. Scope: No change. Timing: Anticipated completion in calendar year 2022.	
	<u>Expended</u>	<u>Encumbered</u>	<u>Total</u>												
January 31, 2021	\$ 482,138	\$ 40,559	\$ 522,697												
January 31, 2022	\$ 538,744	\$ 83,625	\$ 622,370												
Non-City Funding Sources: Grant Funds - Maryland Historic Trust (MHT): \$100,000 received from MHT in 2016 and 2019. African American Heritage Preservation Program - \$100,000 grant with \$100,000 City match															
Land Use Plans: Stewardship Goals															


Expenditure Schedule	Prior Approved Appropriations	FY2023 Budget	Capital Improvement Program					Total Project Cost
			FY2024	FY2025	FY2026	FY2027	FY2028	
Land Acquisition	-	-	-	-	-	-	-	-
Planning	-	-	-	-	-	-	-	-
Design	175,589	-	-	-	-	-	-	175,589
Construction	1,121,862	-	-	-	-	-	-	1,121,862
City Overhead	56,515	-	-	-	-	-	-	56,515
Other	20,343	-	-	-	-	-	-	20,343
Total	1,374,309	-	-	-	-	-	-	1,374,309

Funding Schedule	Prior Approved Appropriations	FY2023 Budget	Capital Improvement Program					Total Project Cost
			FY2024	FY2025	FY2026	FY2027	FY2028	
Bonds	330,309	-	-	-	-	-	-	330,309
Pay-Go	-	-	-	-	-	-	-	-
Grants	300,000	-	-	-	-	-	-	300,000
Other - Capital Reserve	744,000	-	-	-	-	-	-	744,000
Total	1,374,309	-	-	-	-	-	-	1,374,309

Project Title Melvin Avenue Traffic Calming		Project Number NEW	
Project Description: This project is to install traffic calming at selected locations along Melvin Avenue in West Annapolis. The permanent traffic calming will be installed at the various locations piloted.			
Financial Activity:		Changes from Prior Year:	
	<u>Expended</u>	<u>Encumbered</u>	<u>Total</u>
January 31, 2021	N/A	N/A	N/A
January 31, 2022	N/A	N/A	N/A
			Status: N/A
			Funding: N/A
			Scope: N/A
			Timing: N/A
Non-City Funding Sources: None			
Land Use Plans: None			


Expenditure Schedule	Prior Approved Appropriations	Capital Improvement Program						Total Project Cost
		FY2023 Budget	FY2024	FY2025	FY2026	FY2027	FY2028	
Land Acquisition	-	-	-	-	-	-	-	-
Planning	-	-	-	-	-	-	-	-
Design	-	-	-	-	-	-	-	-
Construction	-	56,000	-	-	-	-	-	56,000
City Overhead	-	2,800	-	-	-	-	-	2,800
Other	-	-	-	-	-	-	-	-
Total	-	58,800	-	-	-	-	-	58,800

Funding Schedule	Prior Approved Appropriations	Capital Improvement Program						Total Project Cost
		FY2023 Budget	FY2024	FY2025	FY2026	FY2027	FY2028	
Bonds	-	58,800	-	-	-	-	-	58,800
Pay-Go	-	-	-	-	-	-	-	-
Grants	-	-	-	-	-	-	-	-
Other - Capital Reserve	-	-	-	-	-	-	-	-
Total	-	58,800	-	-	-	-	-	58,800

Project Title Robert Eades Park		Project Number 40034	
Project Description: An existing waterfront park on College Creek, formerly known as College Creek Park, has been renamed as Robert Eades Park. The existing park is proposed to be demolished and a new park constructed, including site preparation and grading, hardscape, upland planting, shoreline planting and stabilization, site furnishings, lighting, and signage that will include a memorial, wayfinding sign, and interpretation.			
Financial Activity:		Changes from Prior Year:	
	<u>Expended</u>	<u>Encumbered</u>	<u>Total</u>
January 31, 2021	N/A	N/A	N/A
January 31, 2022	\$ -	\$ -	\$ -
		Status: A schematic design has been completed.	
		Funding: Additional \$121,800 requested for FY2023 is due to increased design and construction costs. The actual grant awarded was \$4,500 less than anticipated.	
		Scope: No change.	
		Timing: Construction is anticipated to begin in FY 2023.	
Non-City Funding Sources: Grants include \$200,000 direct allocation from MD Department of General Services and \$200,000 Community Legacy Grant from MD Department of Housing and Community Development.			
Land Use Plans: None			


Capital Improvement Program								
Expenditure Schedule	Prior Approved Appropriations	FY2023 Budget	FY2024	FY2025	FY2026	FY2027	FY2028	Total Project Cost
Land Acquisition	-	-	-	-	-	-	-	-
Planning	-	-	-	-	-	-	-	-
Design	56,000	79,200	-	-	-	-	-	135,200
Construction	404,500	36,700	-	-	-	-	-	441,200
City Overhead	23,000	5,900	-	-	-	-	-	28,900
Total	483,500	121,800	-	-	-	-	-	605,300

Capital Improvement Program								
Funding Schedule	Prior Approved Appropriations	FY2023 Budget	FY2024	FY2025	FY2026	FY2027	FY2028	Total Project Cost
Bonds	79,000	126,300	-	-	-	-	-	205,300
Pay-Go	-	-	-	-	-	-	-	-
Grants	404,500	(4,500)	-	-	-	-	-	400,000
Other - Capital Reserve	-	-	-	-	-	-	-	-
Total	483,500	121,800	-	-	-	-	-	605,300

Project Title Russell Street		Project Number 40013	
Project Description: This project is to reconstruct Russell Street between Smithville Street and West Street (MD450) to improve pedestrian, vehicular, and bicycle access to the Bates Legacy and Community Center and the Spa Creek Trail. Improvements include a sidewalk on the west side of the street, a bike lane southbound on the street, and curb and gutter to define the street edge. This project implements a portion of the 2005 Bates Community Legacy Plan.			
Financial Activity:		Changes from Prior Year:	
	<u>Expended</u>	<u>Encumbered</u>	<u>Total</u>
January 31, 2021	\$ -	\$ -	\$ -
January 31, 2022	\$ -	\$ -	\$ -
			Status: No change.
			Funding: No change.
			Scope: No change.
			Timing: Due to delays in the confirmation of the existing right of way and ownership, this project is delayed until further notice.
Non-City Funding Sources: None			
Land Use Plans: None			

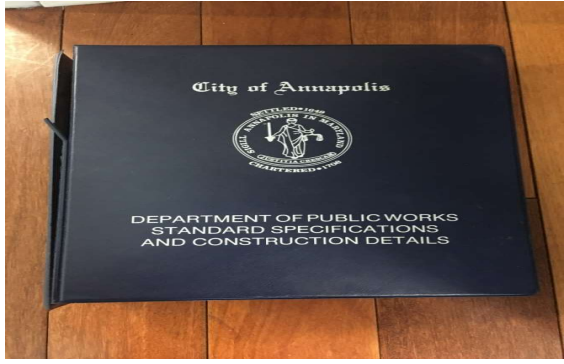
Expenditure Schedule	Prior Approved Appropriations	FY2023 Budget	Capital Improvement Program					Total Project Cost
			FY2024	FY2025	FY2026	FY2027	FY2028	
Land Acquisition	-	-	-	-	-	-	-	-
Planning	-	-	-	-	-	-	-	-
Design	111,000	-	-	-	-	-	-	111,000
Construction	630,950	-	-	-	-	-	-	630,950
City Overhead	39,050	-	-	-	-	-	-	39,050
Other	-	-	-	-	-	-	-	-
Total	781,000	-	-	-	-	-	-	781,000

Funding Schedule	Prior Approved Appropriations	FY2023 Budget	Capital Improvement Program					Total Project Cost
			FY2024	FY2025	FY2026	FY2027	FY2028	
Bonds	-	-	-	-	-	-	-	-
Pay-Go	-	-	-	-	-	-	-	-
Grants	-	-	-	-	-	-	-	-
Other - Capital Reserve	781,000	-	-	-	-	-	-	781,000
Total	781,000	-	-	-	-	-	-	781,000

Project Title S. Southwood Sidewalk and Stormwater Management		Project Number 40029													
Project Description: This project is for the installation of sidewalks, curbs, gutters, and roadway construction in the South Southwood area, an area that includes almost three miles of roads with an approximate 40 foot right-of-way. A feasibility study of the existing infrastructure will determine potential areas for connecting missing sidewalk sections and upgrading the existing sidewalks to be ADA compliant. The project includes evaluating stormwater management to address drainage complaints and to treat runoff from the additional impervious area due to the new sidewalks. It also includes treatment of the existing impervious area and evaluating the storm drain system to determine whether additional infrastructure is needed. The City will have to acquire right-of-way for installation of sidewalks, curb, gutter and roadway as necessary. This project assumes that the necessary rights-of-way for the installation of sidewalks, curbs, gutters, and roadways will be donated to the City and not purchased.															
Financial Activity: <table border="1" style="width: 100%; border-collapse: collapse;"> <thead> <tr> <th></th> <th style="text-align: right;"><u>Expended</u></th> <th style="text-align: right;"><u>Encumbered</u></th> <th style="text-align: right;"><u>Total</u></th> </tr> </thead> <tbody> <tr> <td>January 31, 2021</td> <td style="text-align: right;">\$ -</td> <td style="text-align: right;">\$ -</td> <td style="text-align: right;">\$ -</td> </tr> <tr> <td>January 31, 2022</td> <td style="text-align: right;">\$ -</td> <td style="text-align: right;">\$ -</td> <td style="text-align: right;">\$ -</td> </tr> </tbody> </table>			<u>Expended</u>	<u>Encumbered</u>	<u>Total</u>	January 31, 2021	\$ -	\$ -	\$ -	January 31, 2022	\$ -	\$ -	\$ -	Changes from Prior Year: Status: This project is on hold until a project initiation form has been completed. Funding: No change. Scope: A project initiation form (PIF) will be completed by DPW to address any scope changes. Timing: This project is on hold.	
	<u>Expended</u>	<u>Encumbered</u>	<u>Total</u>												
January 31, 2021	\$ -	\$ -	\$ -												
January 31, 2022	\$ -	\$ -	\$ -												
Non-City Funding Sources: None															
Land Use Plans: Comprehensive Plan and Transportation Goals															


Expenditure Schedule	Prior Approved Appropriations	FY2023 Budget	Capital Improvement Program					Total Project Cost
			FY2024	FY2025	FY2026	FY2027	FY2028	
Land Acquisition	-	-	-	-	-	-	-	-
Planning	50,000	-	-	-	-	-	-	50,000
Design	-	-	-	-	-	-	-	-
Construction	-	-	-	-	-	-	-	-
City Overhead	2,500	-	-	-	-	-	-	2,500
Other	-	-	-	-	-	-	-	-
Total	52,500	-	-	-	-	-	-	52,500

Funding Schedule	Prior Approved Appropriations	FY2023 Budget	Capital Improvement Program					Total Project Cost
			FY2024	FY2025	FY2026	FY2027	FY2028	
Bonds	52,500	-	-	-	-	-	-	52,500
Pay-Go	-	-	-	-	-	-	-	-
Grants	-	-	-	-	-	-	-	-
Other - Capital Reserve	-	-	-	-	-	-	-	-
Total	52,500	-	-	-	-	-	-	52,500

Project Title Standard Specifications and Construction Details	Project Number 50022												
Project Description: The current Standard Specifications and Construction Details were issued in August 1988. The Standard Specifications and Construction Details ensure land developers and engineers design and construct infrastructure that meet Annapolis' requirements. The Standard Specifications and Details are applicable to developer and City of Annapolis capital projects and ensure consistency across all projects. The current Standard Specifications and Construction Details require a thorough update and need to be available electronically. Additionally, the specifications and details need to be updated every year.													
Financial Activity: <table border="1"> <thead> <tr> <th></th> <th><u>Expended</u></th> <th><u>Encumbered</u></th> <th><u>Total</u></th> </tr> </thead> <tbody> <tr> <td>January 31, 2021</td> <td>\$ 40,101</td> <td>\$ 129,582</td> <td>\$ 169,683</td> </tr> <tr> <td>January 31, 2022</td> <td>\$ 132,400</td> <td>\$ 40,199</td> <td>\$ 172,599</td> </tr> </tbody> </table>		<u>Expended</u>	<u>Encumbered</u>	<u>Total</u>	January 31, 2021	\$ 40,101	\$ 129,582	\$ 169,683	January 31, 2022	\$ 132,400	\$ 40,199	\$ 172,599	Changes from Prior Year: Status: Use of Anne Arundel County is causing a delay. A draft is expected by December of 2022. Funding: No change. Scope: No change. Timing: This project is anticipated to be completed in 2023.
	<u>Expended</u>	<u>Encumbered</u>	<u>Total</u>										
January 31, 2021	\$ 40,101	\$ 129,582	\$ 169,683										
January 31, 2022	\$ 132,400	\$ 40,199	\$ 172,599										
Non-City Funding Sources: None													
Land Use Plans: None													

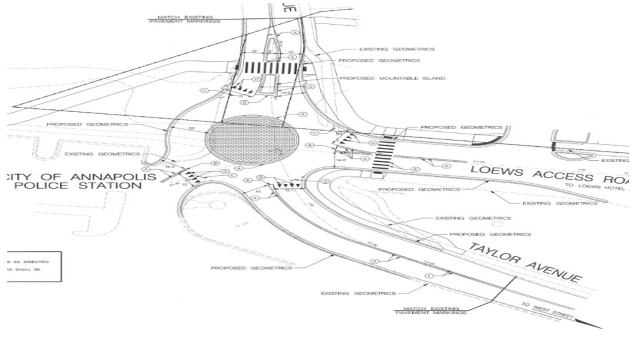
Expenditure Schedule	Prior Approved Appropriations	FY2023 Budget	Capital Improvement Program					Total Project Cost
			FY2024	FY2025	FY2026	FY2027	FY2028	
Land Acquisition	-	-	-	-	-	-	-	-
Planning	-	-	-	-	-	-	-	-
Design	304,500	-	-	-	-	-	-	304,500
Construction	-	-	-	-	-	-	-	-
City Overhead	15,750	-	-	-	-	-	-	15,750
Other	-	-	-	-	-	-	-	-
Total	320,250	-	-	-	-	-	-	320,250

Funding Schedule	Prior Approved Appropriations	FY2023 Budget	Capital Improvement Program					Total Project Cost
			FY2024	FY2025	FY2026	FY2027	FY2028	
Bonds	-	-	-	-	-	-	-	-
Pay-Go - Sewer Fund	106,750	-	-	-	-	-	-	106,750
Pay-Go - Water Fund	106,750	-	-	-	-	-	-	106,750
Pay-Go - General Fund	-	-	-	-	-	-	-	-
Grants	-	-	-	-	-	-	-	-
Other - Capital Reserve	106,750	-	-	-	-	-	-	106,750
Total	320,250	-	-	-	-	-	-	320,250

Project Title Stanton Center Renovations		Project Number NEW	
Project Description: A facility condition assessment was completed and concluded that the Stanton Center needed significant exterior and interior repairs to address code compliance issues. Renovations include repair to HVAC, mechanical, plumbing, and electrical. Interior repair includes corridors, restrooms, ceilings, floors, lighting, doors and finishes. Exterior repair includes brick facade and roofing repairs. Also included is the purchase and installation of lockers for the homeless in the community during the winter season.			
Financial Activity:		Changes from Prior Year:	
	<u>Expended</u>	<u>Encumbered</u>	<u>Total</u>
January 31, 2021	N/A	N/A	N/A
January 31, 2022	N/A	N/A	N/A
			Status: N/A
			Funding: N/A
			Scope: N/A
			Timing: N/A
Non-City Funding Sources: \$600,000 State Grant for design and construction FY2021, \$600,000 State Grant for design and construction FY2023			
Land Use Plans: Comprehensive Plan, Stewardship Goals			


Expenditure Schedule	Prior Approved Appropriations	FY2023 Budget	Capital Improvement Program					Total Project Cost
			FY2024	FY2025	FY2026	FY2027	FY2028	
Land Acquisition	-	-	-	-	-	-	-	-
Planning	-	-	-	-	-	-	-	-
Design	-	53,000	-	-	-	-	-	53,000
Construction	-	1,087,000	-	-	-	-	-	1,087,000
City Overhead	-	60,000	-	-	-	-	-	60,000
Other	-	-	-	-	-	-	-	-
Total	-	1,200,000	-	-	-	-	-	1,200,000

Funding Schedule	Prior Approved Appropriations	FY2023 Budget	Capital Improvement Program					Total Project Cost
			FY2024	FY2025	FY2026	FY2027	FY2028	
Bonds	-	-	-	-	-	-	-	-
Pay-Go	-	-	-	-	-	-	-	-
Grants	-	1,200,000	-	-	-	-	-	1,200,000
Other	-	-	-	-	-	-	-	-
Total	-	1,200,000	-	-	-	-	-	1,200,000

Project Title Taylor Avenue Traffic Improvements		Project Number 40035	
Project Description: This project is for the reconstruction and realignment of Taylor Avenue from Cedar Park Road to West Street. This work will include a traffic circle at the intersection of Poplar Trail, the Graduate Hotel Access Road, and Taylor Avenue. Partial funding contributions for this project will be provided by the developer of the proposed Annapolis Hotel. This work will also include milling and resurfacing the roadway, stormwater mitigation, stormwater infrastructure, new curb and gutter, updated hiker/biker paths, and sidewalks.			
Financial Activity:		Changes from Prior Year:	
	<u>Expended</u>	<u>Encumbered</u>	<u>Total</u>
January 31, 2021	N/A	N/A	N/A
January 31, 2022	N/A	N/A	N/A
		Status: Project is on hold pending hotel development and negotiations.	
		Funding: Additional funding due to increased costs is requested for anticipated construction in FY2025.	
		Scope: No change.	
		Timing: Project is delayed until FY2025.	
Non-City Funding Sources: Developer Contribution - \$310,000			
Land Use Plans: None			


		Capital Improvement Program						
Expenditure Schedule	Prior Approved Appropriations	FY2023 Budget	FY2024	FY2025	FY2026	FY2027	FY2028	Total Project Cost
Land Acquisition	75,000	-	-	42,000	-	-	-	117,000
Planning	-	-	-	-	-	-	-	-
Design	220,000	-	-	-	-	-	-	220,000
Construction	-	-	-	1,470,000	-	-	-	1,470,000
City Overhead	15,000	-	-	75,600	-	-	-	90,600
Total	310,000	-	-	1,587,600	-	-	-	1,897,600

		Capital Improvement Program						
Funding Schedule	Prior Approved Appropriations	FY2023 Budget	FY2024	FY2025	FY2026	FY2027	FY2028	Total Project Cost
Bonds	-	-	-	1,587,600	-	-	-	1,587,600
Pay-Go	-	-	-	-	-	-	-	-
Grants	-	-	-	-	-	-	-	-
Other - Developer Contributions	310,000	-	-	-	-	-	-	310,000
Total	310,000	-	-	1,587,600	-	-	-	1,897,600

Project Title Traffic Signal Rehabilitation		Project Number 50018	
Project Description: This project provides for the evaluation, prioritization and construction of citywide traffic signal replacements or repairs. Areas of evaluation include existing signal heads, controllers, poles, and detection equipment while considered upgrades include camera detection systems, actuated pedestrian signals (APS), and coordinated signal timing.			
Financial Activity:		Changes from Prior Year:	
	<u>Expended</u> <u>Encumbered</u> <u>Total</u>	Status: 100 % Plans, Specifications and Cost Estimate to reconstruct traffic signals and all related infrastructure at Church Circle has been completed and submitted for permit review. HPC approval with conditions has been obtained. Project out to bid April 2022.	
January 31, 2021	\$ 63,891 \$ 126,460 \$ 190,351	Funding: No changes to current funding FY2023 - FY2027. This funding will allow design and construction and repairs of prioritized intersections to continue.	
January 31, 2022	\$ 265,354 \$ 11,340 \$ 276,694	Scope: No changes.	
Non-City Funding Sources: None		Timing: The signal replacement construction is expected to begin in the summer of 2022 following a water main replacement project around Church Circle.	
Land Use Plans: None			


Expenditure Schedule	Prior Approved Appropriations	FY2023 Budget	Capital Improvement Program					Total Project Cost
			FY2024	FY2025	FY2026	FY2027	FY2028	
Land Acquisition	-	-	-	-	-	-	-	-
Planning	100,000	-	-	-	-	-	-	100,000
Design	150,000	-	-	-	-	-	-	150,000
Construction	918,500	483,100	483,100	500,000	500,000	500,000	500,000	3,884,700
City Overhead	61,500	25,400	25,400	25,000	25,000	25,000	25,000	212,300
Other	-	-	-	-	-	-	-	-
Total	1,230,000	508,500	508,500	525,000	525,000	525,000	525,000	4,347,000

Funding Schedule	Prior Approved Appropriations	FY2023 Budget	Capital Improvement Program					Total Project Cost
			FY2024	FY2025	FY2026	FY2027	FY2028	
Bonds	1,230,000	508,500	508,500	525,000	525,000	525,000	525,000	4,347,000
Pay-Go	-	-	-	-	-	-	-	-
Grants	-	-	-	-	-	-	-	-
Other	-	-	-	-	-	-	-	-
Total	1,230,000	508,500	508,500	525,000	525,000	525,000	525,000	4,347,000

Project Title Trail Connections		Project Number 50010	
Project Description: This project consists of several components to create a more cohesive on-street and off-street trail system in the City as recommended in the Annapolis Bicycle Master Plan (2011). This project improves the safety of bike travel and supports City policy to encourage alternative transportation options. The project may include planning, land acquisition, design, and construction. Project work will also include determination and initiation of possible land easements.			
Financial Activity:		Changes from Prior Year:	
	<u>Expended</u>	<u>Encumbered</u>	<u>Total</u>
January 31, 2021	\$ 28,076	\$ 5,400	\$ 33,476
January 31, 2022	\$ 38,153	\$ 221,733	\$ 259,885
		Status: Planning and design phase continues on select corridors.	
		Funding: MDOT Bikeways grant was awarded in FY2021 for \$224,000 with \$56,000 match provided by City, a total of \$280,000. Of this amount, \$165,000 is dedicated to general Trail Connections projects. \$62,250 was moved from MD 450 Hiker/Biker prior approved appropriation for construction. Additional bond funding in FY2023 is targeting design and construction of additional trails.	
		Scope: Additional design and construction scope has been added for various Trail segments.	
		Timing: Project is on schedule.	
Non-City Funding Sources: Maryland Department of Transportation Maryland Bikeways - \$94,000			
Land Use Plans: Comprehensive Plan and Quality of Life Goals			


Expenditure Schedule	Prior Approved Appropriations	FY2023 Budget	Capital Improvement Program					Total Project Cost
			FY2024	FY2025	FY2026	FY2027	FY2028	
Land Acquisition	-	-	-	-	-	-	-	-
Planning	35,000	-	-	-	-	-	-	35,000
Design	100,000	50,000	-	-	-	-	-	150,000
Construction	144,766	250,000	-	-	-	-	-	394,766
City Overhead	25,000	15,000	-	-	-	-	-	40,000
Other	-	-	-	-	-	-	-	-
Total	304,766	315,000	-	-	-	-	-	619,766

Funding Schedule	Prior Approved Appropriations	FY2023 Budget	Capital Improvement Program					Total Project Cost
			FY2024	FY2025	FY2026	FY2027	FY2028	
Bonds	155,666	252,750	-	-	-	-	-	408,416
Pay-Go	-	62,250	-	-	-	-	-	62,250
Grants	94,000	-	-	-	-	-	-	94,000
Other - Capital Reserve	55,100	-	-	-	-	-	-	55,100
Total	304,766	315,000	-	-	-	-	-	619,766

Project Title Truxtun Heights Storm Drainage Improvements		Project Number 40030	
Project Description: The Truxtun Heights neighborhood and surrounding area was originally constructed with little concern for adequate stormwater management. Flooding along the streets creates hazardous roadway conditions, flooding on private property has been documented and nuisance flooding causes problems with erosion. A concept study has been completed and design and construction of projects will create improved conditions.			
Financial Activity:		Changes from Prior Year:	
	<u>Expended</u>	<u>Encumbered</u>	<u>Total</u>
January 31, 2021	\$ -	\$ -	\$ -
January 31, 2022	\$ 42,279	\$ 16,091	\$ 58,370
		Status: A Concept Study has been completed and this project will begin the design/permitting phase.	
		Funding: No change.	
		Scope: The concept study has identified four areas in the community to implement storm drain infrastructure measures.	
		Timing: The design phase is anticipated to start in early 2022.	
Non-City Funding Sources: None			
Land Use Plans: Comprehensive Plan			


Expenditure Schedule	Prior Approved Appropriations	FY2023 Budget	Capital Improvement Program					Total Project Cost
			FY2024	FY2025	FY2026	FY2027	FY2028	
Land Acquisition	-	-	-	-	-	-	-	-
Planning	-	-	-	-	-	-	-	-
Design	300,000	-	-	-	-	-	-	300,000
Construction	-	-	2,813,187	-	-	-	-	2,813,187
City Overhead	15,000	-	148,063	-	-	-	-	163,063
Other	30,000	-	-	-	-	-	-	30,000
Total	345,000	-	2,961,250	-	-	-	-	3,306,250

Funding Schedule	Prior Approved Appropriations	FY2023 Budget	Capital Improvement Program					Total Project Cost
			FY2024	FY2025	FY2026	FY2027	FY2028	
Bonds	345,000	-	2,961,250	-	-	-	-	3,306,250
Pay-Go (WRF)	-	-	-	-	-	-	-	-
Grants	-	-	-	-	-	-	-	-
Other	-	-	-	-	-	-	-	-
Total	345,000	-	2,961,250	-	-	-	-	3,306,250

Project Title Truxtun Park Improvements		Project Number NEW	
Project Description: Various improvements to Truxtun Park are anticipated, including: (1) a storage facility and garage for the Parks Division, which will include insulated storage for vehicles, materials and equipment; (2) a new Parks Division office facility, which will replace the current office trailer and allow for improvements to the adjacent parking; (3) skateboard park upgrades, which include safety and performance improvements; (4) Pip Moyer Recreation Center outdoor basketball courts, which will include court resurfacing and scoreboard, backboard, and rim replacements.			
Financial Activity:		Changes from Prior Year:	
	<u>Expended</u>	<u>Encumbered</u>	<u>Total</u>
January 31, 2021	N/A	N/A	N/A
January 31, 2022	N/A	N/A	N/A
			Status: N/A
			Funding: N/A
			Scope: N/A
			Timing: N/A
Non-City Funding Sources: State Grant - \$828,000			
Land Use Plans: City Comprehensive Plan			


		Capital Improvement Program						
Expenditure Schedule	Prior Approved Appropriations	FY2023 Budget	FY2024	FY2025	FY2026	FY2027	FY2028	Total Project Cost
Land Acquisition	-	-	-	-	-	-	-	-
Planning	-	-	-	-	-	-	-	-
Design	-	-	-	200,000	-	-	-	200,000
Construction	-	786,000	-	-	1,600,000	-	-	2,386,000
City Overhead	-	42,000	-	10,000	80,000	-	-	132,000
Other	-	-	-	-	-	-	-	-
Total	-	828,000	-	210,000	1,680,000	-	-	2,718,000

		Capital Improvement Program						
Funding Schedule	Prior Approved Appropriations	FY2023 Budget	FY2024	FY2025	FY2026	FY2027	FY2028	Total Project Cost
Bonds	-	-	-	-	-	-	-	-
Pay-Go	-	-	-	-	-	-	-	-
Grants	-	828,000	-	200,000	1,600,000	-	-	2,628,000
Other - Capital Reserve	-	-	-	10,000	80,000	-	-	90,000
Total	-	828,000	-	210,000	1,680,000	-	-	2,718,000

Project Title Truxtun Park Swimming Pool		Project Number 50008	
Project Description: Construction of the pool began in September 2019 and was completed in the summer of 2020. The new pool facilities include a new bathhouse, a competitive 25-yard, a six-lane lap pool, a family leisure pool, a splash pad, a snack bar, multiple ample-shaded patio areas, security enhancements, new furniture, and a new parking lot. The new pool and bathhouse comply with the Americans with Disabilities Act guidelines and the City's 2019 Stormwater Policy. The project also incorporated erosion and sediment control measures as part of the construction process.			
Financial Activity:		Changes from Prior Year:	
	<u>Expended</u>	<u>Encumbered</u>	<u>Total</u>
January 31, 2021	\$ 4,638,483	\$ 205,088	\$ 4,843,572
January 31, 2022	\$ 4,865,338	\$ -	\$ 4,865,338
		Status: The Final Use & Occupancy permit was issued January 11, 2021.	
		Funding: No change.	
		Scope: No change.	
		Timing: The project is complete.	
Non-City Funding Sources: Project Open Space - Development Prior Approved: Sale of Eisenhower \$3,100,000			
Land Use Plans: Comprehensive Plan and Quality of Life Goals			


Capital Improvement Program								
Expenditure Schedule	Prior Approved Appropriations	FY2023 Budget	FY2024	FY2025	FY2026	FY2027	FY2028	Total Project Cost
Land Acquisition	-	-	-	-	-	-	-	-
Planning	-	-	-	-	-	-	-	-
Design	460,795	-	-	-	-	-	-	460,795
Construction	3,714,205	-	-	-	-	-	-	3,714,205
City Overhead	216,000	-	-	-	-	-	-	216,000
Other	560,000	-	-	-	-	-	-	560,000
Total	4,951,000	-	-	-	-	-	-	4,951,000

Capital Improvement Program								
Funding Schedule	Prior Approved Appropriations	FY2023 Budget	FY2024	FY2025	FY2026	FY2027	FY2028	Total Project Cost
Bonds	281,311	-	-	-	-	-	-	281,311
Pay-Go	389	-	-	-	-	-	-	389
Grants	618,300	-	-	-	-	-	-	618,300
Other-Capital Reserve	753,000	-	-	-	-	-	-	753,000
Other-Watershed Fund								
Pay-Go	198,000	-	-	-	-	-	-	198,000
Other- Sale of Eisenhower	3,100,000	-	-	-	-	-	-	3,100,000
Total	4,951,000	-	-	-	-	-	-	4,951,000

Project Title Truxtun Park Tennis Courts and Fence		Project Number 83002	
Project Description: The twelve tennis courts located at Truxtun Park are in need of refurbishment, and the surrounding fences need to be replaced. The courts will be repaired and resurfaced, and the fences and entrance gates will be replaced. Some courts will be converted into pickleball courts.			
Financial Activity:		Changes from Prior Year:	
	<u>Expended</u>	<u>Encumbered</u>	<u>Total</u>
January 31, 2021	\$ 321,850	\$ 268,362	\$ 590,213
January 31, 2022	\$ 883,415	\$ 65,881	\$ 949,296
			Status: Construction is ongoing for the project.
			Funding: No change.
			Scope: No change.
			Timing: Tennis Courts were completed in June 2021.
Non-City Funding Sources: Project Open Space - Development			
Land Use Plans: Comprehensive Plan and Quality of Life Goals			


Expenditure Schedule	Prior Approved Appropriations	FY2023 Budget	Capital Improvement Program					Total Project Cost
			FY2024	FY2025	FY2026	FY2027	FY2028	
Land Acquisition	-	-	-	-	-	-	-	-
Planning	-	-	-	-	-	-	-	-
Design	153,403	-	-	-	-	-	-	153,403
Construction	829,520	-	-	-	-	-	-	829,520
City Overhead	50,680	-	-	-	-	-	-	50,680
Other	-	-	-	-	-	-	-	-
Total	1,033,603	-	-	-	-	-	-	1,033,603

Funding Schedule	Prior Approved Appropriations	FY2023 Budget	Capital Improvement Program					Total Project Cost
			FY2024	FY2025	FY2026	FY2027	FY2028	
Bonds	573,403	-	-	-	-	-	-	573,403
Pay-Go	-	-	-	-	-	-	-	-
Grants	460,200	-	-	-	-	-	-	460,200
Other - Capital Reserve	-	-	-	-	-	-	-	-
Other	-	-	-	-	-	-	-	-
Total	1,033,603	-	-	-	-	-	-	1,033,603

Project Title Tucker Street Boat Ramp		Project Number 50023	
Project Description: This project will demolish the existing ramp and replace it with a new ramp, an ADA compliant dock, and a kayak launch.			
Financial Activity:		Changes from Prior Year:	
	<u>Expended</u> <u>Encumbered</u> <u>Total</u>	Status:	A neighborhood response poll has been completed with the design to be completed in FY2023.
January 31, 2021	\$ - \$ - \$ -	Funding:	Additional funding requested for construction in FY2024.
January 31, 2022	\$ - \$ - \$ -	Scope:	No change.
		Timing:	Design expected to be completed in FY2023. Construction anticipated in FY2024.
Non-City Funding Sources: None			
Land Use Plans: None			


Expenditure Schedule	Prior Approved Appropriations	FY2023 Budget	Capital Improvement Program					Total Project Cost
			FY2024	FY2025	FY2026	FY2027	FY2028	
Land Acquisition	-	-	-	-	-	-	-	-
Planning	-	-	-	-	-	-	-	-
Design	29,000	-	-	-	-	-	-	29,000
Construction	273,157	-	350,000	-	-	-	-	623,157
City Overhead	15,843	-	17,500	-	-	-	-	33,343
Other	-	-	-	-	-	-	-	-
Total	318,000	-	367,500	-	-	-	-	685,500

Funding Schedule	Prior Approved Appropriations	FY2023 Budget	Capital Improvement Program					Total Project Cost
			FY2024	FY2025	FY2026	FY2027	FY2028	
Bonds	318,000	-	367,500	-	-	-	-	685,500
Pay-Go	-	-	-	-	-	-	-	-
Grants	-	-	-	-	-	-	-	-
Other	-	-	-	-	-	-	-	-
Total	318,000	-	367,500	-	-	-	-	685,500

Project Title Undergrounding of Service Conductors & Communications Wiring		Project Number NEW	
Project Description: This project will underground service conductors and communications wiring within the Annapolis Historic District. The first phase of the project will entail a study to determine subsurface conflicts and decide on an approved alignment			
Financial Activity:		Changes from Prior Year:	
	<u>Expended</u>	<u>Encumbered</u>	<u>Total</u>
January 31, 2021	N/A	N/A	N/A
January 31, 2022	N/A	N/A	N/A
			Status: N/A
			Funding: N/A
			Scope: N/A
			Timing: N/A
Non-City Funding Sources: Pending Maryland Department of General Services grant in FY2023			
Land Use Plans: None			


Expenditure Schedule	Prior Approved Appropriations	FY2023 Budget	Capital Improvement Program					Total Project Cost
			FY2024	FY2025	FY2026	FY2027	FY2028	
Land Acquisition	-	-	-	-	-	-	-	-
Planning	-	475,000	-	-	-	-	-	475,000
Design	-	-	-	-	-	-	-	-
Construction	-	-	-	-	-	-	-	-
City Overhead	-	25,000	-	-	-	-	-	25,000
Other	-	-	-	-	-	-	-	-
Total	-	500,000	-	-	-	-	-	500,000

Funding Schedule	Prior Approved Appropriations	FY2023 Budget	Capital Improvement Program					Total Project Cost
			FY2024	FY2025	FY2026	FY2027	FY2028	
Bonds	-	-	-	-	-	-	-	-
Pay-Go	-	-	-	-	-	-	-	-
Grants	-	500,000	-	-	-	-	-	500,000
Other - Capital Reserve	-	-	-	-	-	-	-	-
Total	-	500,000	-	-	-	-	-	500,000

Project Title Upgrade City Coordinate System		Project Number 50017	
Project Description: This project will upgrade the City's Proprietary Grid system from the 1920's to the NAD 83 system. The proprietary system will not be abandoned because it will be necessary for use with certain recorded documents, however, the two systems will be integrated. By upgrading to NAS 83, integration between many of the GIS applications is expected to become more seamless and accurate.			
Financial Activity:		Changes from Prior Year:	
	<u>Expended</u>	<u>Encumbered</u>	<u>Total</u>
January 31, 2021	\$ -	\$ 11,500	\$ 11,500
January 31, 2022	\$ 8,938	\$ 2,988	\$ 2,988
		Status: DPW plans to award a contract for field work by the end of FY2022.	
		Funding: No change.	
		Scope: No change.	
		Timing: This project has been on hold due to staffing concerns.	
Non-City Funding Sources: None			
Land Use Plans: None			


Expenditure Schedule	Prior Approved Appropriations	FY2023 Budget	Capital Improvement Program					Total Project Cost
			FY2024	FY2025	FY2026	FY2027	FY2028	
Land Acquisition	-	-	-	-	-	-	-	-
Planning	-	-	-	-	-	-	-	-
Design	-	-	-	-	-	-	-	-
Construction	-	-	-	-	-	-	-	-
City Overhead	-	-	-	-	-	-	-	-
Other - Technology	460,100	-	-	-	-	-	-	460,100
Total	460,100	-	-	-	-	-	-	460,100

Funding Schedule	Prior Approved Appropriations	FY2023 Budget	Capital Improvement Program					Total Project Cost
			FY2024	FY2025	FY2026	FY2027	FY2028	
Bonds	460,100	-	-	-	-	-	-	460,100
Pay-Go	-	-	-	-	-	-	-	-
Grants	-	-	-	-	-	-	-	-
Other - Capital Reserve	-	-	-	-	-	-	-	-
Total	460,100	-	-	-	-	-	-	460,100

Project Title Waterway Improvement Project- 6th Street		Project Number 84525	
Project Description: This project will provide for improved boater access and stormwater management at the end of 6th Street. The project will include an ADA compliant ramp to access a new floating dock, dredging to increase water depth, and a stormwater treatment pocket park.			
Financial Activity:		Changes from Prior Year:	
	<u>Expended</u>	<u>Encumbered</u>	<u>Total</u>
January 31, 2021	\$ -	\$ -	\$ -
January 31, 2022	\$ -	\$ -	\$ -
			Status: The concept design is completed and design and permitting will begin by June of 2022.
			Funding: An additional \$178,500 is requested in FY2024 after accurate design and construction costs were developed in FY2022.
			Scope: No change.
			Timing: Permitting will be completed in 2023 and construction is estimated to begin by 2024.
Non-City Funding Sources: Department of Natural Resources State Waterway Improvement Grant			
Land Use Plans: Comprehensive Plan and Environmental Protection Goals			


Expenditure Schedule	Prior Approved Appropriations	FY2023 Budget	Capital Improvement Program					Total Project Cost
			FY2024	FY2025	FY2026	FY2027	FY2028	
Land Acquisition	-	-	-	-	-	-	-	-
Planning	-	-	-	-	-	-	-	-
Design	-	-	-	-	-	-	-	-
Construction	349,000	-	170,000	-	-	-	-	519,000
City Overhead	17,450	-	8,500	-	-	-	-	25,950
Other	-	-	-	-	-	-	-	-
Total	366,450	-	178,500	-	-	-	-	544,950

Funding Schedule	Prior Approved Appropriations	FY2023 Budget	Capital Improvement Program					Total Project Cost
			FY2024	FY2025	FY2026	FY2027	FY2028	
Bonds	-	-	-	-	-	-	-	-
Pay-Go	-	-	-	-	-	-	-	-
Grants	349,000	-	170,000	-	-	-	-	519,000
Other - Capital Reserve	17,450	-	8,500	-	-	-	-	25,950
Total	366,450	-	178,500	-	-	-	-	544,950

Project Title Waterway Improvement Project - Amos Garrett Blvd		Project Number NEW	
Project Description: This project will improve water access to the existing Amos Garrett Waterfront Park. The current park experiences a large volume of users and is easily accessible.			
Financial Activity:		Changes from Prior Year:	
	<u>Expended</u>	<u>Encumbered</u>	<u>Total</u>
January 31, 2021	N/A	N/A	N/A
January 31, 2022	N/A	N/A	N/A
			Status: N/A
			Funding: N/A
			Scope: N/A
			Timing: N/A
Non-City Funding Sources: Department of Natural Resources State Waterway Improvement Grant			
Land Use Plans: Comprehensive Plan and Environmental Protection Goals			


Expenditure Schedule	Prior Approved Appropriations	Capital Improvement Program						Total Project Cost
		FY2023 Budget	FY2024	FY2025	FY2026	FY2027	FY2028	
Land Acquisition	-	-	-	-	-	-	-	-
Planning	-	-	-	-	-	-	-	-
Design	-	-	-	50,000	-	-	-	50,000
Construction	-	-	-	200,000	-	-	-	200,000
City Overhead	-	-	-	12,500	-	-	-	12,500
Other	-	-	-	-	-	-	-	-
Total	-	-	-	262,500	-	-	-	262,500

Funding Schedule	Prior Approved Appropriations	Capital Improvement Program						Total Project Cost
		FY2023 Budget	FY2024	FY2025	FY2026	FY2027	FY2028	
Bonds	-	-	-	-	-	-	-	-
Pay-Go	-	-	-	-	-	-	-	-
Grants	-	-	-	250,000	-	-	-	250,000
Other - Capital Reserve	-	-	-	12,500	-	-	-	12,500
Total	-	-	-	262,500	-	-	-	262,500

Project Title Waterway Improvement Project - Cheston Ave		Project Number 84527/84573	
Project Description: This project will replace the bulkhead at Cheston Avenue and add a floating dock secured by two pilings. The existing submerged gravel wetland will be enhanced by removing dead plants and weeds and replacing them with plants native to Maryland.			
Financial Activity:		Changes from Prior Year:	
	<u>Expended</u>	<u>Encumbered</u>	<u>Total</u>
January 31, 2021	\$ 8,832	\$ 66,858	\$ 75,690
January 31, 2022	\$ 38,857	\$ 36,833	\$ 75,690
			Status: Design and permitting completed.
			Funding: An additional \$178,500 is requested in FY2024 after accurate design and construction costs were developed in FY2022.
			Scope: No change.
			Timing: Construction will begin in FY2023.
Non-City Funding Sources: Department of Natural Resources State Waterway Improvement Grant			
Land Use Plans: Comprehensive Plan and Environmental Protection Goals			


Expenditure Schedule	Prior Approved Appropriations	FY2023 Budget	Capital Improvement Program					Total Project Cost
			FY2024	FY2025	FY2026	FY2027	FY2028	
Land Acquisition	-	-	-	-	-	-	-	-
Planning	-	-	-	-	-	-	-	-
Design	-	-	-	-	-	-	-	-
Construction	290,000	165,000	-	-	-	-	-	455,000
City Overhead	15,000	8,250	-	-	-	-	-	23,250
Other	-	-	-	-	-	-	-	-
Total	305,000	173,250	-	-	-	-	-	478,250

Funding Schedule	Prior Approved Appropriations	FY2023 Budget	Capital Improvement Program					Total Project Cost
			FY2024	FY2025	FY2026	FY2027	FY2028	
Bonds	-	-	-	-	-	-	-	-
Pay-Go	-	-	-	-	-	-	-	-
Watershed Restoration- Pay-Go	-	40,000	-	-	-	-	-	40,000
Grants	290,000	125,000	-	-	-	-	-	415,000
Other - Capital Reserve	15,000	8,250	-	-	-	-	-	23,250
Total	305,000	173,250	-	-	-	-	-	478,250

Project Title Waterway Improvement Project - Conduit Street			Project Number NEW		
Project Description: This project will improve water access to the existing street end at Conduit Street.					
Financial Activity:			Changes from Prior Year:		
	<u>Expended</u>	<u>Encumbered</u>	<u>Total</u>	Status:	N/A
January 31, 2021	N/A	N/A	N/A	Funding:	N/A
January 31, 2022	N/A	N/A	N/A	Scope:	N/A
				Timing:	N/A
Non-City Funding Sources: Department of Natural Resources State Waterway Improvement Grant					
Land Use Plans: Comprehensive Plan and Environmental Protection Goals					


		Capital Improvement Program						
Expenditure Schedule	Prior Approved Appropriations	FY2023 Budget	FY2024	FY2025	FY2026	FY2027	FY2028	Total Project Cost
Land Acquisition	-	-	-	-	-	-	-	-
Planning	-	-	-	-	-	-	-	-
Design	-	-	-	-	50,000	-	-	50,000
Construction	-	-	-	-	200,000	-	-	200,000
City Overhead	-	-	-	-	12,500	-	-	12,500
Other	-	-	-	-	-	-	-	-
Total	-	-	-	-	262,500	-	-	262,500

		Capital Improvement Program						
Funding Schedule	Prior Approved Appropriations	FY2023 Budget	FY2024	FY2025	FY2026	FY2027	FY2028	Total Project Cost
Bonds	-	-	-	-	-	-	-	-
Pay-Go	-	-	-	-	-	-	-	-
Grants	-	-	-	-	250,000	-	-	250,000
Other - Capital Reserve	-	-	-	-	12,500	-	-	12,500
Total	-	-	-	-	262,500	-	-	262,500

Project Title Waterway Improvement Project - Thompson Street		Project Number NEW	
Project Description: This project will improve water access at the end of Thompson Street. The dilapidated pier in Spa Creek located at Thompson Street will be removed, and a new floating pier will be added to improve waterway access. Upstream slope, erosion and drainage issues will be repaired to prevent future siltation and to help maintain water depth.			
Financial Activity:		Changes from Prior Year:	
	<u>Expended</u>	<u>Encumbered</u>	<u>Total</u>
January 31, 2021	N/A	N/A	N/A
January 31, 2022	N/A	N/A	N/A
			Status: N/A
			Funding: N/A
			Scope: N/A
			Timing: N/A
Non-City Funding Sources: Department of Natural Resources State Waterway Improvement Grant			
Land Use Plans: Comprehensive Plan and Environmental Protection Goals			


Expenditure Schedule	Prior Approved Appropriations	Capital Improvement Program						Total Project Cost
		FY2023 Budget	FY2024	FY2025	FY2026	FY2027	FY2028	
Land Acquisition	-	-	-	-	-	-	-	-
Planning	-	-	-	-	-	-	-	-
Design	-	-	50,000	-	-	-	-	50,000
Construction	-	-	-	260,000	-	-	-	260,000
City Overhead	-	-	2,500	13,000	-	-	-	15,500
Other	-	-	-	-	-	-	-	-
Total	-	-	52,500	273,000	-	-	-	325,500

Funding Schedule	Prior Approved Appropriations	Capital Improvement Program						Total Project Cost
		FY2023 Budget	FY2024	FY2025	FY2026	FY2027	FY2028	
Bonds	-	-	-	73,000	-	-	-	73,000
Pay-Go	-	-	-	-	-	-	-	-
Grants	-	-	50,000	200,000	-	-	-	250,000
Other - Capital Reserve	-	-	2,500	-	-	-	-	2,500
Total	-	-	52,500	273,000	-	-	-	325,500

Project Title Weems-Whelan Field		Project Number 40032	
Project Description: The site of Weems Whelan playing field was previously a disposal site for incinerator ash. Preliminary studies have been performed to test for contaminants in deeper ash and the surface soil placed on top of that ash. The Maryland Department of the Environment (MDE) is reviewing the data and coordinating efforts for cleanup with the City. Assuming the site remains a playing field, appropriations will be used to perform required monitoring and to design, permit, and place additional soil cover if recommended or required by MDE.			
Financial Activity:		Changes from Prior Year:	
	<u>Expended</u>	<u>Encumbered</u>	<u>Total</u>
January 31, 2021	N/A	N/A	N/A
January 31, 2022	\$ -	\$ 30,741	\$ 30,741
		Status: Survey and soil sampling are completed and the subdivision is anticipated to be complete by December of 2022. Construction will	
		Funding: \$472,500 is requested in FY2023 for soil cover.	
		Scope: No change.	
		Timing: Coordination with Maryland Department of the Environment will continue in FY2023 to determine soil cover requirements.	
Non-City Funding Sources: None			
Land Use Plans: Comprehensive Plan and Quality of Life Goals			

Expenditure Schedule	Prior Approved Appropriations	FY2023 Budget	Capital Improvement Program					Total Project Cost
			FY2024	FY2025	FY2026	FY2027	FY2028	
Land Acquisition	-	-	-	-	-	-	-	-
Planning	45,000	-	-	-	-	-	-	45,000
Design	150,000	-	-	-	-	-	-	150,000
Construction	-	450,000	-	-	-	-	-	450,000
City Overhead	10,000	22,500	-	-	-	-	-	32,500
Other	5,000	-	-	-	-	-	-	5,000
Total	210,000	472,500	-	-	-	-	-	682,500

Funding Schedule	Prior Approved Appropriations	FY2023 Budget	Capital Improvement Program					Total Project Cost
			FY2024	FY2025	FY2026	FY2027	FY2028	
Bonds	210,000	472,500	-	-	-	-	-	682,500
Pay-Go	-	-	-	-	-	-	-	-
Grants	-	-	-	-	-	-	-	-
Other	-	-	-	-	-	-	-	-
Total	210,000	472,500	-	-	-	-	-	682,500

Project Title West East Express Bikeway		Project Number NEW	
Project Description: This project will complete the long envisioned West East Express (WEE) bikeway which will connect Downtown Annapolis to Parole along the former WB&A railroad corridor. The project has been recommended in numerous plans including the Annapolis Bicycle Master Plan (2011). This project consists of three distinct segments: Inner WEE which connects Calvert Street to Taylor Avenue; improvements to the existing Poplar Trail (Taylor Avenue to Admiral Drive); and the Outer WEE which connects Admiral Drive to MD 2 / Solomons Island Road along various public and private right-of-ways. The overall project will become the spine of the City's trail system and connect numerous diverse communities to important services, conveniences, destinations, jobs, and recreation. The project will also dramatically improve the safety of bike travel and support City policy to encourage alternative transportation options. The project includes planning, land acquisition, design, easements, and construction. FY2022 funds will be used for project design on each segment. Construction work will be done in phases by location and likely commence in FY2024.			
Financial Activity:		Changes from Prior Year:	
	<u>Expended</u>	<u>Encumbered</u>	<u>Total</u>
January 31, 2021	N/A	N/A	N/A
January 31, 2022	N/A	N/A	N/A
		Status: Planning is complete while the design planning continues.	
		Funding: MDOT Bikeways grant was awarded in FY2021 for \$224,000 with \$56,000 match provided by City, a total of \$280,000. Of this amount, \$115,000 is dedicated to the Inner WEE segment. The remainder is dedicated to other Trail Connections which is a separate CIP project. A MDOT Bikeways grant was awarded in FY2022 for another total of \$280,000 (\$224,000 from MDOT and \$56,000 match from City). The funds from the FY2022 award are to be split between the improvements to the existing Poplar Trail and the Outer WEE. Another \$470,000 has been awarded in FY2022 by the MD Department of General Services for design and construction across all of the three segments.	
		Scope: No change.	
		Timing: Project design phase is on schedule.	
Non-City Funding Sources: Maryland Department of Transportation Maryland Bikeways - \$865,000			
Land Use Plans: Comprehensive Plan (2009), Annapolis Bicycle Master Plan (2011), and Quality of Life Goals			

Expenditure Schedule	Prior Approved Appropriations	FY2023 Budget	Capital Improvement Program					Total Project Cost
			FY2024	FY2025	FY2026	FY2027	FY2028	
Land Acquisition	-	-	100,000	-	-	-	-	100,000
Planning	-	-	-	-	-	-	-	-
Design	-	320,000	-	-	-	-	-	320,000
Construction	-	470,000	350,000	400,000	400,000	-	-	1,620,000
City Overhead	-	75,000	67,500	60,000	60,000	-	-	262,500
Other	-	-	-	-	-	-	-	-
Total	-	865,000	517,500	460,000	460,000	-	-	2,302,500

Funding Schedule	Prior Approved Appropriations	FY2023 Budget	Capital Improvement Program					Total Project Cost
			FY2024	FY2025	FY2026	FY2027	FY2028	
Bonds	-	-	-	-	-	-	-	-
Pay-Go	-	-	-	-	-	-	-	-
Grants	-	809,000	517,500	460,000	460,000	-	-	2,246,500
Other - Capital Reserve	-	56,000	-	-	-	-	-	56,000
Total	-	865,000	517,500	460,000	460,000	-	-	2,302,500




Off Street Parking Fund

Proposed

FY2023 – FY2028


Capital Budget and Capital Improvement Program

**City of Annapolis,
Maryland**

Project Title Gott's Garage Elevator Replacement			Project Number NEW		
Project Description: The City owns and operates a parking garage located at 25 Calvert Street. The garage, built in the early 1990s, has operated with its original two elevators for close to thirty years. The two elevators have reached a stage where repair and maintenance expenses are no longer a cost-effective or viable option. This project will consist of dismantling both elevator cars and associated shaft equipment, updating or replacing electrical equipment in elevator machine room, and purchasing and installing new elevators.					
Financial Activity:			Changes from Prior Year:		
	<u>Expended</u>	<u>Encumbered</u>	<u>Total</u>	Status:	N/A
March 31, 2021	N/A	N/A	N/A	Funding:	N/A
March 31, 2022	N/A	N/A	N/A	Scope:	N/A
				Timing:	N/A
Non-City Funding Sources: None					
Land Use Plans: None					


Expenditure Schedule	Prior Approved Appropriations	FY2023 Budget	Capital Improvement Program					Total Project Cost
			FY2024	FY2025	FY2026	FY2027	FY2028	
Land Acquisition	-	-	-	-	-	-	-	-
Planning	-	-	-	-	-	-	-	-
Design	-	20,000	-	-	-	-	-	20,000
Construction	-	220,000	-	-	-	-	-	220,000
City Overhead	-	12,000	-	-	-	-	-	12,000
Other	-	-	-	-	-	-	-	-
Total	-	252,000	-	-	-	-	-	252,000

Funding Schedule	Prior Approved Appropriations	FY2023 Budget	Capital Improvement Program					Total Project Cost
			FY2024	FY2025	FY2026	FY2027	FY2028	
Bonds	-	252,000	-	-	-	-	-	252,000
Pay-Go	-	-	-	-	-	-	-	-
Grants	-	-	-	-	-	-	-	-
Other	-	-	-	-	-	-	-	-
Total	-	252,000	-	-	-	-	-	252,000

Project Title Multi-Space Parking Meter Kiosks		Project Number 73006													
Project Description: This project will replace existing single-space parking meters with multi-space kiosks at multiple locations. The existing single-space parking meters, installed in 2014, are reaching the end of their useful life, requiring extensive maintenance or replacement and resulting in lost revenue. This project will replace 14 existing single-space parking meters on the right side of Main Street with two multi-space kiosks between Market Space and Gorman Street. It also replaces six single space meters on the left side of Main Street between Green Street and Gorman Street with one multi-space kiosk. The remaining kiosks will be used to replace single-spaced meters along Main Street. Other locations for the multi-space meters will be determined on an ongoing as the condition of the existing meters is evaluated.															
Financial Activity: <table border="1" style="width: 100%; border-collapse: collapse;"> <thead> <tr> <th></th> <th style="text-align: center;"><u>Expended</u></th> <th style="text-align: center;"><u>Encumbered</u></th> <th style="text-align: center;"><u>Total</u></th> </tr> </thead> <tbody> <tr> <td>January 31, 2021</td> <td style="text-align: center;">N/A</td> <td style="text-align: center;">N/A</td> <td style="text-align: center;">N/A</td> </tr> <tr> <td>January 31, 2022</td> <td style="text-align: right;">\$ -</td> <td style="text-align: right;">\$ 112,464</td> <td style="text-align: right;">\$ 112,464</td> </tr> </tbody> </table>			<u>Expended</u>	<u>Encumbered</u>	<u>Total</u>	January 31, 2021	N/A	N/A	N/A	January 31, 2022	\$ -	\$ 112,464	\$ 112,464	Changes from Prior Year: Status: Historic Preservation Commission approved the project in August 2021. The meters were ordered in September 2021, but were delayed due to supply chain issues. Funding: No change. Scope: No change. Timing: The project is on hold but anticipated to be completed by the end of FY2022.	
	<u>Expended</u>	<u>Encumbered</u>	<u>Total</u>												
January 31, 2021	N/A	N/A	N/A												
January 31, 2022	\$ -	\$ 112,464	\$ 112,464												
Non-City Funding Sources: None															
Land Use Plans: None															

Expenditure Schedule	Prior Approved Appropriations	FY2023 Budget	Capital Improvement Program					Total Project Cost
			FY2024	FY2025	FY2026	FY2027	FY2028	
Land Acquisition	-	-	-	-	-	-	-	-
Planning	-	-	-	-	-	-	-	-
Design	-	-	-	-	-	-	-	-
Construction	125,000	-	-	-	-	-	-	125,000
City Overhead	6,250	-	-	-	-	-	-	6,250
Other	-	-	-	-	-	-	-	-
Total	131,250	-	-	-	-	-	-	131,250

Funding Schedule	Prior Approved Appropriations	FY2023 Budget	Capital Improvement Program					Total Project Cost
			FY2024	FY2025	FY2026	FY2027	FY2028	
Bonds	131,250	-	-	-	-	-	-	131,250
Pay-Go	-	-	-	-	-	-	-	-
Grants	-	-	-	-	-	-	-	-
Other	-	-	-	-	-	-	-	-
Total	131,250	-	-	-	-	-	-	131,250

Project Title: Parking Parking Access Control Management System		Project Number: 73004													
Project Description: This project will replace the existing entry and exit gates at the Gotts Garage, Knighton Garage and the Larkin Street surface lot. The current access system relies on outdated technology which is prone to failure and requires extensive maintenance. The replacement systems will be scalable and provide intelligent parking solutions customized to meet the needs of the end user. The improvements are part of a larger plan to upgrade services for better tracking of parking usage and behaviors, enabling more efficient use of resources.															
Financial Activity: <table border="1"> <thead> <tr> <th></th> <th><u>Expended</u></th> <th><u>Encumbered</u></th> <th><u>Total</u></th> </tr> </thead> <tbody> <tr> <td>January 31, 2021</td> <td>\$ -</td> <td>\$ -</td> <td>\$ -</td> </tr> <tr> <td>January 31, 2022</td> <td>\$ -</td> <td>\$ -</td> <td>\$ -</td> </tr> </tbody> </table>			<u>Expended</u>	<u>Encumbered</u>	<u>Total</u>	January 31, 2021	\$ -	\$ -	\$ -	January 31, 2022	\$ -	\$ -	\$ -	Changes from Prior Year: Status: Parking systems and signs at Gotts Garage, Knighton Garage and Larkin Lot entrances and exits will be replaced in FY2023. Funding: The project cost decreased \$382,500 to match actual replacement costs. Scope: No change. Timing: Project will move ahead in FY2023.	
	<u>Expended</u>	<u>Encumbered</u>	<u>Total</u>												
January 31, 2021	\$ -	\$ -	\$ -												
January 31, 2022	\$ -	\$ -	\$ -												
Non-City Funding Sources: None															
Land Use Plans: None															

Expenditure Schedule	Capital Improvement Program							Total Project Cost
	Prior Approved Appropriations	FY2023 Budget	FY2024	FY2025	FY2026	FY2027	FY2028	
Land Acquisition	-	-	-	-	-	-	-	-
Planning	-	-	-	-	-	-	-	-
Design	-	-	-	-	-	-	-	-
Construction	513,000	(363,000)	-	-	-	-	-	150,000
City Overhead	27,000	(19,500)	-	-	-	-	-	7,500
Other	-	-	-	-	-	-	-	-
Total	540,000	(382,500)	-	-	-	-	-	157,500

Funding Schedule	Capital Improvement Program							Total Project Cost
	Prior Approved Appropriations	FY2023 Budget	FY2024	FY2025	FY2026	FY2027	FY2028	
Bonds	540,000	(382,500)	-	-	-	-	-	157,500
Pay-Go	-	-	-	-	-	-	-	-
Grants	-	-	-	-	-	-	-	-
Other	-	-	-	-	-	-	-	-
Total	540,000	(382,500)	-	-	-	-	-	157,500

Project Title Wayfinding Signage		Project Number 50011	
Project Description: This project will coordinate and install a system of signage and wayfinding technologies to be implemented citywide. The signage will include gateway signs, pedestrian signs, information kiosks, vehicular directional and welcome signs, real-time parking information, and other wayfinding tools. This project will be coordinated with new parking and transportation initiatives and with improvements to the City Dock area. The Comprehensive Plan recommends the expansion of the existing wayfinding program.			
Financial Activity:		Changes from Prior Year:	
	<u>Expended</u>	<u>Encumbered</u>	<u>Total</u>
January 31, 2021	\$ 122,130	\$ 13,779	\$ 135,909
January 31, 2022	\$ 126,017	\$ 13,779	\$ 139,796
		Status: The Wayfinding Signage project will be undertaken as part of the Hillman Garage Replacement project.	
		Funding: No change.	
		Scope: No change.	
		Timing: The Wayfinding Signage project will be undertaken as part of the Hillman Garage Replacement project.	
Non-City Funding Sources: None			
Land Use Plans: Wayfinding and Signage Master Plan			

Expenditure Schedule	Prior Approved Appropriations	FY2023 Budget	Capital Improvement Program					Total Project Cost
			FY2024	FY2025	FY2026	FY2027	FY2028	
Land Acquisition	-	-	-	-	-	-	-	-
Planning	-	-	-	-	-	-	-	-
Design	100,000	-	-	-	-	-	-	100,000
Construction	485,029	(452,223)	-	-	-	-	-	32,806
City Overhead	30,791	(23,801)	-	-	-	-	-	6,990
Other	-	-	-	-	-	-	-	-
Total	615,820	(476,024)	-	-	-	-	-	139,796

Funding Schedule	Prior Approved Appropriations	FY2023 Budget	Capital Improvement Program					Total Project Cost
			FY2024	FY2025	FY2026	FY2027	FY2028	
Bonds	615,820	(476,024)	-	-	-	-	-	139,796
Pay-Go	-	-	-	-	-	-	-	-
Grants	-	-	-	-	-	-	-	-
Other	-	-	-	-	-	-	-	-
Total	615,820	(476,024)	-	-	-	-	-	139,796




Transportation Fund

Proposed
FY2023 – FY2028

Capital Budget and Capital Improvement Program

**City of Annapolis,
Maryland**

Project Title Transportation Roof Replacement			Project Number NEW		
Project Description: A 2021 facility inspection visit by MDOT/MTA determined that both the transportation administration building and maintenance building are in need of roof replacements. The administration building roof is approximately 5,000 square feet and the maintenance building roof is approximately 4,000 square feet.					
Financial Activity:			Changes from Prior Year:		
	<u>Expended</u>	<u>Encumbered</u>	<u>Total</u>	Status:	N/A
January 31, 2021	N/A	N/A	N/A	Funding:	N/A
January 31, 2022	N/A	N/A	N/A	Scope:	N/A
				Timing:	N/A
Non-City Funding Sources: None					
Land Use Plans: None					

Expenditure Schedule	Prior Approved Appropriations	FY2023 Budget	Capital Improvement Program					Total Project Cost
			FY2024	FY2025	FY2026	FY2027	FY2028	
Land Acquisition	-	-	-	-	-	-	-	-
Planning	-	-	-	-	-	-	-	-
Design	-	40,000	-	-	-	-	-	40,000
Construction	-	360,000	-	-	-	-	-	360,000
City Overhead	-	20,000	-	-	-	-	-	20,000
Other	-	-	-	-	-	-	-	-
Total	-	420,000	-	-	-	-	-	420,000

Funding Schedule	Prior Approved Appropriations	FY2023 Budget	Capital Improvement Program					Total Project Cost
			FY2024	FY2025	FY2026	FY2027	FY2028	
Bonds	-	20,000	-	-	-	-	-	20,000
Pay-Go	-	-	-	-	-	-	-	-
Grants	-	400,000	-	-	-	-	-	400,000
Other	-	-	-	-	-	-	-	-
Total	-	420,000	-	-	-	-	-	420,000




Refuse Fund

**Proposed
FY2023 – FY2028**

Capital Budget and Capital Improvement Program

**City of Annapolis,
Maryland**

Project Title Landfill Gas Mitigation		Project Number 10002/10003	
Project Description: Landfill gas (LFG) monitoring at the closed Annapolis Landfill has been ongoing for several years. Monitoring has confirmed that LFG migration has occurred along the northwestern property line and has been observed on the adjoining private property at explosive levels. No residential structures are at risk at the present time. In December 2017, the City and the Maryland Department of the Environment (MDE) finalized a settlement agreement that requires the City to collect and combust LFG that originates on the closed landfill property. The City is obligated to comply with specific time requirements or face legal sanctions. The design must provide for conversion of the existing passive LFG flare system to an active one and the installation of gas interceptor wells extending approximately 1200 lineal feet along the northwestern property line. It is estimated that the annual operational and maintenance costs will be approximately \$30,000.			
Financial Activity:		Changes from Prior Year:	
	<u>Expended</u>	<u>Encumbered</u>	<u>Total</u>
January 31, 2021	\$ 869,168	\$ 45,515	\$ 914,683
January 31, 2022	\$ 985,928	\$ 2,183	\$ 988,111
		Status: Project is in the final stages of completion.	
		Funding: No change.	
		Scope: No change.	
		Timing: Project is anticipated to be completed by end of FY2023.	
Non-City Funding Sources: None			
Land Use Plans: None			

Expenditure Schedule	Prior Approved Appropriations	FY2023 Budget	Capital Improvement Program					Total Project Cost
			FY2024	FY2025	FY2026	FY2027	FY2028	
Land Acquisition	-	-	-	-	-	-	-	-
Planning	-	-	-	-	-	-	-	-
Design	60,000	-	-	-	-	-	-	60,000
Construction	940,000	-	-	-	-	-	-	940,000
Other	-	-	-	-	-	-	-	-
Total	1,000,000	-	-	-	-	-	-	1,000,000

Funding Schedule	Prior Approved Appropriations	FY2023 Budget	Capital Improvement Program					Total Project Cost
			FY2024	FY2025	FY2026	FY2027	FY2028	
Bonds	-	-	-	-	-	-	-	-
Pay-Go- Refuse Fund	1,000,000	-	-	-	-	-	-	1,000,000
Grants	-	-	-	-	-	-	-	-
Other	-	-	-	-	-	-	-	-
Total	1,000,000	-	-	-	-	-	-	1,000,000




Sewer Fund

**Proposed
FY2023 – FY2028**


Capital Budget and Capital Improvement Program

**City of Annapolis,
Maryland**

Project Title Organics Resource Recovery Facility		Project Number 61000	
Project Description: The City currently pays Anne Arundel County approximately \$1.5 million annually for the disposal of its share of biosolids generated at the Annapolis Water Reclamation Facility, which the County transports to facilities out of state. Additionally, the City transports yard waste to Prince George's County for disposal. An engineering feasibility study performed in 2019 concluded that an organics composting facility constructed on the closed Gomoljack Landfill site would be financially viable. This project will allow the City to control costs for the processing and disposal of organic wastes in a responsible manner, generate marketable compost, and reduce harmful greenhouse gas emissions from transporting organics long distances. This project is a long-term, sustainable, zero-waste recycling initiative, and it is an appropriate use of City-owned land that has a minimal development potential.			
Financial Activity:		Changes from Prior Year:	
	<u>Expended</u>	<u>Encumbered</u>	<u>Total</u>
January 31, 2021	\$ -	\$ 12,700	\$ 12,700
January 31, 2022	\$ 13,334	\$ -	\$ 13,334
		Status: Anne Arundel County was not interested in participating in this project.	
		Funding: No change.	
		Scope: No change.	
		Timing: This project will be deappropriated.	
Non-City Funding Sources: None			
Land Use Plans: Comprehensive Plan and Environmental Protection Goals			

Expenditure Schedule	Prior Approved Appropriations	FY2023 Budget	Capital Improvement Program					Total Project Cost
			FY2024	FY2025	FY2026	FY2027	FY2028	
Land Acquisition	-	-	-	-	-	-	-	-
Planning	125,000	(112,333)	-	-	-	-	-	12,667
Design	469,000	(469,000)	-	-	-	-	-	-
Construction	-	-	-	-	-	-	-	-
City Overhead	31,250	(30,583)	-	-	-	-	-	667
Other	-	-	-	-	-	-	-	-
Total	625,250	(611,916)	-	-	-	-	-	13,334

Funding Schedule	Prior Approved Appropriations	FY2023 Budget	Capital Improvement Program					Total Project Cost
			FY2024	FY2025	FY2026	FY2027	FY2028	
Sewer Fund Bonds	312,625	(305,958)	-	-	-	-	-	6,667
Refuse Fund Bonds	312,625	(305,958)	-	-	-	-	-	6,667
Pay-Go	-	-	-	-	-	-	-	-
Grants	-	-	-	-	-	-	-	-
Other	-	-	-	-	-	-	-	-
Total	625,250	(611,916)	-	-	-	-	-	13,334

Project Title Sewer Rehabilitation	Project Number 72006, 72007												
Project Description: Over half of the City's sewers are greater than 50 years old, with many greater than 80 years old, and require repair. The City's Water and Sewer Comprehensive Analysis Plan was developed using typical asset management practices, incorporating both probability and consequences of failure factors, establishing risk to every asset, and outlining the priority sewer system rehabilitation capital needs for the next five years. This project includes design and construction of sewer rehabilitation of identified priority assets. Most of the sewer pipes needing rehabilitation can be lined using trenchless methods, but others, including pump station assets, will need replacement. Sewer video inspection is required ahead of design. The plan also identifies additional planning work and assessment strategies necessary to refine prioritization of sewer asset rehabilitation into the future.													
Financial Activity: <table border="1"> <thead> <tr> <th></th> <th><u>Expended</u></th> <th><u>Encumbered</u></th> <th><u>Total</u></th> </tr> </thead> <tbody> <tr> <td>January 31, 2021</td> <td>\$ 5,274,258</td> <td>\$ 2,121,153</td> <td>\$ 7,395,411</td> </tr> <tr> <td>January 31, 2022</td> <td>\$ 5,905,211</td> <td>\$ 2,096,346</td> <td>\$ 8,001,556</td> </tr> </tbody> </table>		<u>Expended</u>	<u>Encumbered</u>	<u>Total</u>	January 31, 2021	\$ 5,274,258	\$ 2,121,153	\$ 7,395,411	January 31, 2022	\$ 5,905,211	\$ 2,096,346	\$ 8,001,556	Changes from Prior Year: Status: Ongoing, multiple projects Funding: No change. Scope: No change. Timing: No delays.
	<u>Expended</u>	<u>Encumbered</u>	<u>Total</u>										
January 31, 2021	\$ 5,274,258	\$ 2,121,153	\$ 7,395,411										
January 31, 2022	\$ 5,905,211	\$ 2,096,346	\$ 8,001,556										
Non-City Funding Sources: None													
Land Use Plans: Water & Sewer System Evaluation Final 10-Year Plan													

Expenditure Schedule	Prior Approved Appropriations	FY2023 Budget	Capital Improvement Program					Total Project Cost
			FY2024	FY2025	FY2026	FY2027	FY2028	
Land Acquisition	-	-	-	-	-	-	-	-
Planning	500,000	400,000	200,000	200,000	200,000	200,000	200,000	1,900,000
Design	700,000	500,000	250,000	250,000	250,000	250,000	250,000	2,450,000
Construction	10,000,000	3,000,000	1,500,000	1,500,000	1,500,000	1,500,000	1,500,000	20,500,000
City Overhead	627,800	214,000	107,000	107,000	107,000	107,000	107,000	1,376,800
Other	728,200	386,000	193,000	193,000	193,000	193,000	193,000	2,079,200
Total	12,556,000	4,500,000	2,250,000	2,250,000	2,250,000	2,250,000	2,250,000	28,306,000

Funding Schedule	Prior Approved Appropriations	FY2023 Budget	Capital Improvement Program					Total Project Cost
			FY2024	FY2025	FY2026	FY2027	FY2028	
Bonds	11,917,600	3,150,000	1,575,000	1,575,000	1,575,000	1,575,000	1,575,000	22,942,600
Pay-Go	638,400	1,350,000	675,000	675,000	675,000	675,000	675,000	5,363,400
Grants	-	-	-	-	-	-	-	-
Other	-	-	-	-	-	-	-	-
Total	12,556,000	4,500,000	2,250,000	2,250,000	2,250,000	2,250,000	2,250,000	28,306,000




Water Fund

**Proposed
FY2023 – FY2028**


Capital Budget and Capital Improvement Program

**City of Annapolis,
Maryland**

Project Title Water Distribution Rehabilitation	Project Number 71003, 71005														
Project Description: The existing water distribution grid is aging, as evidenced by the frequent failures. The City's Water and Sewer Comprehensive Analysis Plan was recently developed using typical asset management practices incorporating both probability and consequence of failure factors. The plan establishes risk to every asset and outlines the priority water distribution system rehabilitation capital needs for the next five years. This project includes design and construction of identified priority projects. The plan also identifies additional planning work and assessment strategies necessary to refine prioritization of water distribution infrastructure upgrades into the future. Projects, planning and assessment activities are directed towards minimizing water loss per Maryland Department of the Environment Water Loss Plan.															
Financial Activity: <table border="1"> <thead> <tr> <th></th> <th><u>Expended</u></th> <th><u>Encumbered</u></th> <th><u>Total</u></th> </tr> </thead> <tbody> <tr> <td>January 31, 2021</td> <td>\$ 11,216,622</td> <td>\$ 323,178</td> <td>\$ 11,539,800</td> </tr> <tr> <td>January 31, 2022</td> <td>\$ 12,455,970</td> <td>\$ 2,915,891</td> <td>\$ 15,371,861</td> </tr> </tbody> </table>		<u>Expended</u>	<u>Encumbered</u>	<u>Total</u>	January 31, 2021	\$ 11,216,622	\$ 323,178	\$ 11,539,800	January 31, 2022	\$ 12,455,970	\$ 2,915,891	\$ 15,371,861	Changes from Prior Year: Status: Ongoing, multiple projects Funding: No change. Scope: No change. Timing: No delays.		
	<u>Expended</u>	<u>Encumbered</u>	<u>Total</u>												
January 31, 2021	\$ 11,216,622	\$ 323,178	\$ 11,539,800												
January 31, 2022	\$ 12,455,970	\$ 2,915,891	\$ 15,371,861												
Non-City Funding Sources: None															
Land Use Plans: Water & Sewer System Evaluation Final 10-Year Plan															


Expenditure Schedule	Prior Approved Appropriations	FY2023 Budget	Capital Improvement Program					Total Project Cost
			FY2024	FY2025	FY2026	FY2027	FY2028	
Land Acquisition	-	-	-	-	-	-	-	-
Planning	440,000	80,000	80,000	80,000	80,000	80,000	80,000	920,000
Design	1,300,000	380,000	380,000	380,000	380,000	380,000	380,000	3,580,000
Construction	15,416,979	3,800,000	3,800,000	3,800,000	3,800,000	3,800,000	3,800,000	38,216,979
City Overhead	1,003,021	230,000	230,000	230,000	230,000	230,000	230,000	2,383,021
Other	2,400,420	410,000	410,000	410,000	410,000	410,000	410,000	4,860,420
Total	20,560,420	4,900,000	4,900,000	4,900,000	4,900,000	4,900,000	4,900,000	49,960,420

Funding Schedule	Prior Approved Appropriations	FY2023 Budget	Capital Improvement Program					Total Project Cost
			FY2024	FY2025	FY2026	FY2027	FY2028	
Bonds	16,948,252	3,430,000	3,430,000	3,430,000	3,430,000	3,430,000	3,430,000	37,528,252
Pay-Go	3,612,168	1,470,000	1,470,000	1,470,000	1,470,000	1,470,000	1,470,000	12,432,168
Grants	-	-	-	-	-	-	-	-
Other	-	-	-	-	-	-	-	-
Total	20,560,420	4,900,000	4,900,000	4,900,000	4,900,000	4,900,000	4,900,000	49,960,420

Project Title Water Tank Rehabilitation		Project Number 71002, 71006	
Project Description: This project provides for water tank painting, replacements, repairs and retrofits of valves, foundations, structures, and site improvements to the five elevated water tanks used for storage of the City's water supply. Tanks are painted in a cyclic order, and periodic replacements, repairs, and retrofits of the altitude valves, structures, and site improvements are made at the tanks. This project also includes additional assessments to refine prioritization of water tank projects into the future.			
Financial Activity:		Changes from Prior Year:	
	<u>Expended</u>	<u>Encumbered</u>	<u>Total</u>
January 31, 2021	\$ 2,455,895	\$ -	\$ 2,455,895
January 31, 2022	\$ 2,455,895	\$ -	\$ 2,455,895
			Status: Previous projects are completed. The next cycle of projects will begin once the the current round of prioritization assessments are completed.
			Funding: Funding pushed back to FY2024 based on needs.
			Scope: No change.
			Timing: Timing of the request for additional funds has been moved back to FY2024 to allow assessment results to guide the budget process.
Non-City Funding Sources: None			
Land Use Plans: Water & Sewer System Evaluation Final 10-Year Plan			


Expenditure Schedule	Prior Approved Appropriations	FY2023 Budget	Capital Improvement Program					Total Project Cost
			FY2024	FY2025	FY2026	FY2027	FY2028	
Land Acquisition	-	-	-	-	-	-	-	-
Planning	30,000	-	47,500	-	-	-	-	77,500
Design	150,000	-	-	-	-	-	-	150,000
Construction	3,009,225	-	900,000	-	-	-	-	3,909,225
City Overhead	190,775	-	50,000	-	-	-	-	240,775
Other	435,500	-	52,500	-	-	-	-	488,000
Total	3,815,500	-	1,050,000	-	-	-	-	4,865,500

Funding Schedule	Prior Approved Appropriations	FY2023 Budget	Capital Improvement Program					Total Project Cost
			FY2024	FY2025	FY2026	FY2027	FY2028	
Bonds	2,633,650	-	700,000	-	-	-	-	3,333,650
Pay-Go	1,181,850	-	350,000	-	-	-	-	1,531,850
Grants	-	-	-	-	-	-	-	-
Other	-	-	-	-	-	-	-	-
Total	3,815,500	-	1,050,000	-	-	-	-	4,865,500

Project Title Water Treatment Plant		Project Number 71001	
Project Description: The Water Treatment Plant is at the end of its useful life and in need of replacement. It has significant operational and structural constraints. The existing facility has regulatory and safety issues. Hydraulic issues limit the production capacity of the plant to below its design capacity. A Facility Plan Report (2009) showed that operational and structural constraints result in less than efficient and economical production of drinking water. Replacement parts for most of the mechanical equipment are difficult to find, and some parts are no longer being made. At best, refurbishing the existing plant would be difficult, and operational and structural constraints would remain. The results of the life-cycle cost and qualitative analyses show that a new water treatment plant is the best alternative.			
Financial Activity:		Changes from Prior Year:	
	<u>Expended</u>	<u>Encumbered</u>	<u>Total</u>
January 31, 2021	\$ 35,442,425	\$ 60,592	\$ 35,503,017
January 31, 2022	\$ 35,483,679	\$ 58,020	\$ 35,541,699
		Status: The new water treatment plant is essentially complete, but a few small projects remain to be completed.	
		Funding: No change.	
		Scope: No change.	
		Timing: Completion is expected by the end of FY2022.	
Non-City Funding Sources: State funding (MD Dept. of Environment): \$1.5 million green-building grant, \$28.5 million low-interest loan			
Land Use Plans: Water & Sewer System Evaluation Final 10-Year Plan			

Expenditure Schedule	Prior Approved Appropriations	FY2023 Budget	Capital Improvement Program					Total Project Cost
			FY2024	FY2025	FY2026	FY2027	FY2028	
Land Acquisition	-	-	-	-	-	-	-	-
Planning	800,000	-	-	-	-	-	-	800,000
Design	5,000,000	-	-	-	-	-	-	5,000,000
Construction	24,194,259	-	-	-	-	-	-	24,194,259
City Overhead	1,805,741	-	-	-	-	-	-	1,805,741
Other	4,314,829	-	-	-	-	-	-	4,314,829
Total	36,114,829	-	-	-	-	-	-	36,114,829

Funding Schedule	Prior Approved Appropriations	FY2023 Budget	Capital Improvement Program					Total Project Cost
			FY2024	FY2025	FY2026	FY2027	FY2028	
Bonds	6,114,829	-	-	-	-	-	-	6,114,829
Pay-Go	-	-	-	-	-	-	-	-
Grants	1,500,000	-	-	-	-	-	-	1,500,000
Other	28,500,000	-	-	-	-	-	-	28,500,000
Total	36,114,829	-	-	-	-	-	-	36,114,829

Project Title Water Treatment Plant Improvements		Project Number NEW	
Project Description: This project will include items that were outside of the contract for the recently completed Annapolis Water Treatment Plant. This includes the design and installation of a new dehumidification system and the design and installation of various wellhouse improvements. Some of the wellhouses (#2, #5, #6, #7, #10, #11, #12 and #14), which date from the 1940's to the 2000's, require structural, mechanical, and/or electrical improvements.			
Financial Activity:		Changes from Prior Year:	
	<u>Expended</u>	<u>Encumbered</u>	<u>Total</u>
March 31, 2021	N/A	N/A	N/A
March 31, 2022	N/A	N/A	N/A
			Status: N/A
			Funding: N/A
			Scope: N/A
			Timing: N/A
Non-City Funding Sources: None			
Land Use Plans: Water & Sewer System Evaluation Final 10-Year Plan			

Expenditure Schedule	Prior Approved Appropriations	FY2023 Budget	Capital Improvement Program					Total Project Cost
			FY2024	FY2025	FY2026	FY2027	FY2028	
Land Acquisition	-	-	-	-	-	-	-	-
Planning	-	-	-	-	-	-	-	-
Design	-	120,000	-	-	-	-	-	120,000
Construction	-	680,000	300,000	300,000	-	-	-	1,280,000
City Overhead	-	40,000	15,000	15,000	-	-	-	70,000
Other	-	-	-	-	-	-	-	-
Total	-	840,000	315,000	315,000	-	-	-	1,470,000

Funding Schedule	Prior Approved Appropriations	FY2023 Budget	Capital Improvement Program					Total Project Cost
			FY2024	FY2025	FY2026	FY2027	FY2028	
Bonds	-	840,000	315,000	315,000	-	-	-	1,470,000
Pay-Go	-	-	-	-	-	-	-	-
Grants	-	-	-	-	-	-	-	-
Other	-	-	-	-	-	-	-	-
Total	-	840,000	315,000	315,000	-	-	-	1,470,000




Watershed Restoration Fund

Proposed

FY2023 – FY2028


Capital Budget and Capital Improvement Program

**City of Annapolis,
Maryland**

Project Title Stormwater Management Retrofit Projects		Project Number 77002/77010/77011/77012/77015/77018	
Project Description: Storm drains, inlets, and other stormwater facilities are in need of repair due to age. Some corrugated metal pipes have fallen apart in the ground, and many concrete pipe joints have failed and need replacement. Some manholes and inlets need rebricking. This project also maintains 32 outfalls 15" or greater in diameter. This is an ongoing infrastructure project. Sections will be replaced, repaired, or retrofitted based on field inspections by utility crews on an annual basis.			
Financial Activity:		Changes from Prior Year:	
	<u>Expended</u>	<u>Encumbered</u>	<u>Total</u>
January 31, 2021	\$ 94,907	\$ 56,474	\$ 151,381
January 31, 2022	\$ 94,907	\$ -	\$ 94,907
			Status: Ongoing, continuous projects
			Funding: No change.
			Scope: No change.
			Timing: No delays.
Non-City Funding Sources: None			
Land Use Plans: None			

Expenditure Schedule	Prior Approved Appropriations	FY2023 Budget	Capital Improvement Program					Total Project Cost
			FY2024	FY2025	FY2026	FY2027	FY2028	
Land Acquisition	-	-	-	-	-	-	-	-
Planning	-	-	-	-	-	-	-	-
Design	590,050	45,000	45,000	45,000	45,000	45,000	45,000	860,050
Construction	100,000	50,000	50,000	50,000	50,000	50,000	50,000	400,000
City Overhead	36,318	5,000	5,000	5,000	5,000	5,000	5,000	66,318
Other	-	-	-	-	-	-	-	-
Total	726,368	100,000	100,000	100,000	100,000	100,000	100,000	1,326,368

Funding Schedule	Prior Approved Appropriations	FY2023 Budget	Capital Improvement Program					Total Project Cost
			FY2024	FY2025	FY2026	FY2027	FY2028	
Watershed Restoration	-	-	-	-	-	-	-	-
Bonds	-	-	-	-	-	-	-	-
Pay-Go (WRF)	726,368	100,000	100,000	100,000	100,000	100,000	100,000	1,326,368
Grants	-	-	-	-	-	-	-	-
Other	-	-	-	-	-	-	-	-
Total	726,368	100,000	100,000	100,000	100,000	100,000	100,000	1,326,368

Project Title Stormwater MS4 Permit Compliance		Project Number 77008/77009/77016/77017													
Project Description: The City of Annapolis is required by the U.S. Environmental Protection Agency (EPA) and the Maryland Department of the Environment (MDE) to meet the requirements of the National Pollution Discharge Elimination System/Municipal Separate Stormwater Sewer System (NPDES/MS4) permit. A Stormwater Pollution Prevention Plan, including associated mapping, will be established. A restoration plan will be developed to implement water quality improvement projects, including working with local partners, obtaining community input, and providing opportunities for public education. New and retrofit Best Management Practices (BMPs) will be developed, designed, and constructed to meet MS4 permit goals.															
Financial Activity: <table border="1"> <thead> <tr> <th></th> <th><u>Expended</u></th> <th><u>Encumbered</u></th> <th><u>Total</u></th> </tr> </thead> <tbody> <tr> <td>January 31, 2021</td> <td>\$ 814,866</td> <td>\$ 457,069</td> <td>\$ 1,271,935</td> </tr> <tr> <td>January 31, 2022</td> <td>\$ 1,622,606</td> <td>\$ 514,875</td> <td>\$ 2,137,481</td> </tr> </tbody> </table>			<u>Expended</u>	<u>Encumbered</u>	<u>Total</u>	January 31, 2021	\$ 814,866	\$ 457,069	\$ 1,271,935	January 31, 2022	\$ 1,622,606	\$ 514,875	\$ 2,137,481	Changes from Prior Year: Status: Programmatic framework and minimum control work are ongoing. Alternate sites for implementation of required stormwater restoration to meet MS4 goals are being evaluated. Funding: No change. Scope: No change. Timing: Permit requirements need to be met by 2023.	
	<u>Expended</u>	<u>Encumbered</u>	<u>Total</u>												
January 31, 2021	\$ 814,866	\$ 457,069	\$ 1,271,935												
January 31, 2022	\$ 1,622,606	\$ 514,875	\$ 2,137,481												
Non-City Funding Sources: None															
Land Use Plans: Comprehensive Plan and Strategic Plan															

Expenditure Schedule	Prior Approved Appropriations	FY2023 Budget	Capital Improvement Program					Total Project Cost
			FY2024	FY2025	FY2026	FY2027	FY2028	
Land Acquisition	-	-	-	-	-	-	-	-
Planning	825,000	150,000	150,000	150,000	150,000	150,000	150,000	1,725,000
Design	825,000	150,000	150,000	150,000	150,000	150,000	150,000	1,725,000
Construction	3,850,000	700,000	700,000	700,000	700,000	700,000	700,000	8,050,000
City Overhead	100,000	50,000	50,000	50,000	50,000	50,000	50,000	400,000
Other	-	-	-	-	-	-	-	-
Total	5,600,000	1,050,000	1,050,000	1,050,000	1,050,000	1,050,000	1,050,000	11,900,000

Funding Schedule	Prior Approved Appropriations	FY2023 Budget	Capital Improvement Program					Total Project Cost
			FY2024	FY2025	FY2026	FY2027	FY2028	
Watershed Restoration	-	-	-	-	-	-	-	-
Bonds	1,000,000	-	-	-	-	-	-	1,000,000
Pay-Go (WRF)	4,600,000	1,050,000	1,050,000	1,050,000	1,050,000	1,050,000	1,050,000	10,900,000
Grants	-	-	-	-	-	-	-	-
Other	-	-	-	-	-	-	-	-
Total	5,600,000	1,050,000	1,050,000	1,050,000	1,050,000	1,050,000	1,050,000	11,900,000