

O-10-25

AMENDMENTS TO OPERATING BUDGET

**Sponsored by Mayor Buckley
Co-Sponsored by Alderman Huntley, Alderwoman O'Neill**

AMENDMENT NO. 1

In Appendix A, strike lines 224 through 229; in line 230, strike “8,517,500”, and substitute “7,544,200”; in line 44, insert a line, in line 45, insert Harbormaster, Salaries and Benefits \$711,100, Contract Services 202,400, Supplies and Other Costs 41,500, Capital Outlay 18,300, Total Divison 973,300, and renumber the proceeding sections.

This amendment moves the Harbormaster from the Department of Recreation and Parks to the Office of the City Manager.

PASSED

O-10-25

AMENDMENTS TO OPERATING BUDGET

Sponsored by Mayor Buckley

AMENDMENT NO. 2

In Appendix A, in line 96 strike “5,245,100”, and substitute “5,238,570”.

This amendment reduces the transfer to capital projects fund for pay-go amount of \$4,227,100 by \$6,530 to \$4,220,570 within Finance Non-Allocated to reflect the amount of pay-go deappropriated in the Maintenance Facility project.

PASSED

O-10-25

AMENDMENTS TO OPERATING BUDGET

Sponsored by Mayor Buckley

AMENDMENT NO. 3

In Appendix A, in line 110, strike “26,546,600”, and substitute “26,746,600”; and

In Appendix C, in line 15, strike “3,089,300”, and substitute “3,289,300”.

This amendment adds \$200,000 to the Police Department for signing bonuses using the reserve for one-time uses.

PASSED

O-10-25

AMENDMENTS TO OPERATING BUDGET

Sponsored by Mayor Buckley

AMENDMENT NO. 4

On page 2, in line 4, strike “267,300” and substitute “278,200”; in line 8, strike “267,300” and substitute “278,200”; and

In Appendix C, in lines 24, strike “267,300” and substitute “278,200”; and in line 25, strike “267,300” and substitute “278,200.”

This amendment adds \$10,900 to the Community Development Block Grant. This reflects the final award amount from the U.S. Department of Housing and Urban Development.

PASSED

O-10-25

AMENDMENTS TO OPERATING BUDGET

Sponsored by Mayor Buckley

AMENDMENT NO. 5

In Appendix A, in line 85, strike “90,500”, and substitute “115,500”; and

In Appendix C, in line 15, strike “3,089,300”, and substitute “3,114,300”.

This amendment adds \$25,000 to the Finance Department for additional training using the reserve for one-time uses.

PASSED

O-10-25

AMENDMENTS TO OPERATING BUDGET

Sponsored by Mayor Buckley

AMENDMENT NO. 6

In Appendix A, in line 84, strike “501,800”, and substitute “516,800”; and

In Appendix C, in line 15, strike “3,089,300”, and substitute “3,104,300”.

This amendment adds \$15,000 to the Finance Department to digitize records using the reserve for one-time uses.

PASSED

O-10-25

AMENDMENTS TO CAPITAL BUDGET


Sponsored by Mayor Buckley

AMENDMENT NO. 7

In Appendix D, insert the revised project sheets for page 72, 73, and 74.


This amendment changes the project description for the Tolson Street Park and Traffic Safety Improvements projects. This amendment modifies the changes from prior year section for the Taylor Avenue Traffic Improvements project. It also changes the project image of the Tolson Street Park project.

PASSED

Project Title Tolson Street Park	Project Number NEW												
Project Description: THIS IS AN IMPROVEMENT PROJECT TO ONE OF ANNAPOLIS' NEWEST STREET-END PARKS AND IN AN AREA THAT CURRENTLY HAS VERY LIMITED PUBLIC WATER ACCESS. TOLSON STREET PARK IS TODAY A DENSELY WOODED SITE WITH AN EXISTING NATURAL SURFACE TRAIL TO WEEMS CREEK. THE CONCEPT DESIGN FOR PARK IMPROVEMENTS WAS COMPLETED IN FY25 WITH SUBSTANTIAL COMMUNITY INVOLVEMENT AND ENVISIONS A PARK WHICH PRESERVES THE EXISTING NATURAL CHARACTER OF THE SITE, ENHANCES TREE CANOPY, IMPROVES STORMWATER MANAGEMENT AND EROSION CONTROL THROUGH NATURE-BASED PRACTICES, EXPANDS ACCESSIBILITY, AND ADDS NEW AMENITY FEATURES AT BOTH THE STREET ENTRANCES AND AT THE WATER'S EDGE.													
Financial Activity: <table style="width: 100%; border-collapse: collapse;"> <thead> <tr> <th style="width: 20%;"></th> <th style="width: 15%; text-align: right;"><u>Expended</u></th> <th style="width: 15%; text-align: right;"><u>Encumbered</u></th> <th style="width: 15%; text-align: right;"><u>Total</u></th> </tr> </thead> <tbody> <tr> <td>January 31, 2024</td> <td style="text-align: right;">\$ -</td> <td style="text-align: right;">\$ -</td> <td style="text-align: right;">\$ -</td> </tr> <tr> <td>January 31, 2025</td> <td style="text-align: right;">\$ -</td> <td style="text-align: right;">\$ -</td> <td style="text-align: right;">\$ -</td> </tr> </tbody> </table> Operational Impact: Not available at the time of budget presentation. The Department is continuing to research.		<u>Expended</u>	<u>Encumbered</u>	<u>Total</u>	January 31, 2024	\$ -	\$ -	\$ -	January 31, 2025	\$ -	\$ -	\$ -	Changes from Prior Year: Status: Concept design has been completed. N/A Funding: \$136,500 is requested in FY2026 to complete the design phase scope and \$787,500 is requested in FY2027 to complete the construction. N/A Scope: Traffic circle analysis was added to the project. N/A Timing: This project is delayed until procurement needs are met. N/A
	<u>Expended</u>	<u>Encumbered</u>	<u>Total</u>										
January 31, 2024	\$ -	\$ -	\$ -										
January 31, 2025	\$ -	\$ -	\$ -										
Non-City Funding Sources: None													
Land Use Plans: Comprehensive Plan; Public Water Access Plan (Not Adopted Yet)													

Capital Improvement Program								
Expenditure Schedule	Prior Approved Appropriations	FY2026 Budget	FY2027	FY2028	FY2029	FY2030	FY2031	Total Project Cost
Land Acquisition	-	-	-	-	-	-	-	-
Planning	-	-	-	-	-	-	-	-
Design	-	130,000	-	-	-	-	-	130,000
Construction	-	-	750,000	-	-	-	-	750,000
City Overhead	-	6,500	37,500	-	-	-	-	44,000
Other	-	-	-	-	-	-	-	-
Total	-	136,500	787,500	-	-	-	-	924,000

Capital Improvement Program								
Funding Schedule	Prior Approved Appropriations	FY2026 Budget	FY2027	FY2028	FY2029	FY2030	FY2031	Total Project Cost
Bonds	-	-	-	-	-	-	-	-
Pay-Go	-	-	-	-	-	-	-	-
Grants	-	-	-	-	-	-	-	-
Other - Capital Reserve	-	136,500	787,500	-	-	-	-	924,000
Total	-	136,500	787,500	-	-	-	-	924,000

Project Title Traffic Safety Improvements		Project Number 40060													
Project Description: <p>This project will establish an ongoing program to provide planning, design and construction of traffic safety improvements for all road users along city-owned arterials and major collector roadways, TO INCLUDE BUT NOT LIMITED TO SUCH MEASURES AS RRFBS, PEDESTRIAN REFUGE ISLANDS, ROUNDABOUTS, NEIGHBORHOOD TRAFFIC CIRCLES, TRAFFIC SIGNALS, SIDEWALK, ROAD DIETS, AND OTHER TRAFFIC CALMING MEASURES. Initial phase of project is to evaluate existing conditions and develop a list of priority locations for safety improvements taking into account traffic, pedestrian, and bicycle volumes, crash history, and ADA accessibility. Traffic safety improvements will be designed and constructed on an ongoing basis.</p>															
Financial Activity: <table border="1"> <thead> <tr> <th></th> <th><u>Expended</u></th> <th><u>Encumbered</u></th> <th><u>Total</u></th> </tr> </thead> <tbody> <tr> <td>January 31, 2024</td> <td>\$ -</td> <td>\$ -</td> <td>\$ -</td> </tr> <tr> <td>January 31, 2025</td> <td>\$ -</td> <td>\$ -</td> <td>\$ -</td> </tr> </tbody> </table>			<u>Expended</u>	<u>Encumbered</u>	<u>Total</u>	January 31, 2024	\$ -	\$ -	\$ -	January 31, 2025	\$ -	\$ -	\$ -	Changes from Prior Year: <p>Status: Design contract has been awarded.</p> <p>Funding: No change.</p> <p>Scope: Traffic circle analysis was added to the project.</p> <p>Timing: Design and construction of early projects is anticipated to begin in FY2026.</p>	
	<u>Expended</u>	<u>Encumbered</u>	<u>Total</u>												
January 31, 2024	\$ -	\$ -	\$ -												
January 31, 2025	\$ -	\$ -	\$ -												
Lead Department: Public Works															
Supporting Department: None															
Non-City Funding Sources: None															
Land Use Plans: None															

[illegible][illegible]

Project Title Taylor Avenue Traffic Improvements		Project Number 40035												
Project Description: <p>This project is for the reconstruction and realignment of Taylor Avenue from Cedar Park Road to West Street. This work will include a traffic circle at the intersection of Poplar Trail, the Graduate Hotel Access Road, and Taylor Avenue. Partial funding contributions for this project will be provided by the developer of the proposed Annapolis Hotel. This work will also include milling and resurfacing the roadway, stormwater mitigation, stormwater infrastructure, new curb and gutter, updated hiker/biker paths, and sidewalks.</p>														
Financial Activity: <table><thead><tr><th></th><th><u>Expended</u></th><th><u>Encumbered</u></th><th><u>Total</u></th></tr></thead><tbody><tr><td>January 31, 2024</td><td>\$ -</td><td>\$ -</td><td>\$ -</td></tr><tr><td>January 31, 2025</td><td>\$ -</td><td>\$ -</td><td>\$ -</td></tr></tbody></table> Operational Impact: Not available at the time of budget presentation. The Department is continuing to research.			<u>Expended</u>	<u>Encumbered</u>	<u>Total</u>	January 31, 2024	\$ -	\$ -	\$ -	January 31, 2025	\$ -	\$ -	\$ -	Changes from Prior Year: Status: The project is on hold pending hotel development and negotiations. THIS PROJECT IS IN THE DESIGN PHASE. Funding: FY2027 funding was removed pending the outcome of negotiations. FUNDING FOR CONSTRUCTION WILL BE REQUIRED IN FY2027. Scope: No change. Timing: The project is on hold pending hotel development and negotiations. DESIGN TO BE COMPLETED IN FY2027.
	<u>Expended</u>	<u>Encumbered</u>	<u>Total</u>											
January 31, 2024	\$ -	\$ -	\$ -											
January 31, 2025	\$ -	\$ -	\$ -											
Lead Department: Public Works														
Supporting Department: None														
Non-City Funding Sources: Developer Contribution - \$310,000														
Land Use Plans: None														

			Capital Improvement Program					
	Prior Approved Appropriations	FY2026 Budget	FY2027	FY2028	FY2029	FY2030	FY2031	Total Project Cost
Expenditure Schedule								
Land Acquisition	75,000	-	-	-	-	-	-	75,000
Planning	-	-	-	-	-	-	-	-
Design	220,000	-	-	-	-	-	-	220,000
Construction	-	-	-	-	-	-	-	-
City Overhead	15,000	-	-	-	-	-	-	15,000
Total	310,000	-	-	-	-	-	-	310,000

			Capital Improvement Program					
	Prior Approved Appropriations	FY2026 Budget	FY2027	FY2028	FY2029	FY2030	FY2031	Total Project Cost
Funding Schedule								
Bonds	-	-	-	-	-	-	-	-
Pay-Go	-	-	-	-	-	-	-	-
Grants (Approved)	-	-	-	-	-	-	-	-
Grants (Pending)	-	-	-	-	-	-	-	-
Other - Developer Contributions	310,000	-	-	-	-	-	-	310,000
Total	310,000	-	-	-	-	-	-	310,000

O-10-25

AMENDMENTS TO CAPITAL BUDGET


Sponsored by Mayor Buckley

AMENDMENT NO. 8

In Appendix D, insert the revised project sheet for page 58.

This amendment increases the design cost and reduces the construction cost from the previous year for the Northwest Street park project by \$50,000. The fiscal impact is \$0.

PASSED

Project Title Northwest Street Park	Project Number NEW												
Project Description: This is an improvement project to a street-end park on College Creek and in an area that currently has very limited public water access. Northwest Street Park is today a very basic park with a modest sitting area and overlook of the creek that suffers from overgrowth. The concept design for park improvements was completed in FY25 with substantial community involvement and envisions a park which creates new paddle access to the creek, enhances tree canopy, improves stormwater management and erosion control through nature-based practices, expands accessibility, and adds new amenity features to make the park more inviting and useable by more people. An expanded phase of the park improvements also includes an expansion of the park to create a greenway along Northwest Street.													
Financial Activity: <table style="width: 100%; border-collapse: collapse;"> <thead> <tr> <th></th> <th style="text-align: right;"><u>Expended</u></th> <th style="text-align: right;"><u>Encumbered</u></th> <th style="text-align: right;"><u>Total</u></th> </tr> </thead> <tbody> <tr> <td>January 31, 2024</td> <td style="text-align: right;">\$ -</td> <td style="text-align: right;">\$ -</td> <td style="text-align: right;">\$ -</td> </tr> <tr> <td>January 31, 2025</td> <td style="text-align: right;">\$ -</td> <td style="text-align: right;">\$ -</td> <td style="text-align: right;">\$ -</td> </tr> </tbody> </table> Operational Impact: Not available at the time of budget presentation. The Department is continuing to research.		<u>Expended</u>	<u>Encumbered</u>	<u>Total</u>	January 31, 2024	\$ -	\$ -	\$ -	January 31, 2025	\$ -	\$ -	\$ -	Changes from Prior Year: Status: N/A Funding: N/A Scope: N/A Timing: N/A
	<u>Expended</u>	<u>Encumbered</u>	<u>Total</u>										
January 31, 2024	\$ -	\$ -	\$ -										
January 31, 2025	\$ -	\$ -	\$ -										
Lead Department: Planning and Zoning													
Supporting Department: Public Works													
Non-City Funding Sources: \$100,000 State Appropriation (FY25)													
Land Use Plans: Comprehensive Plan; Public Water Access Plan (Not Adopted Yet)													

Expenditure Schedule	Capital Improvement Program							Total Project Cost
	Prior Approved Appropriations	FY2026 Budget	FY2027	FY2028	FY2029	FY2030	FY2031	
Land Acquisition	-	-	-	-	-	-	-	-
Planning	-	-	-	-	-	-	-	-
Design	100,000	125,000	-	-	-	-	-	225,000
Construction	-	-	1,000,000	-	-	-	-	1,000,000
City Overhead	5,000	6,250	50,000	-	-	-	-	61,250
Other	-	-	-	-	-	-	-	-
Total	105,000	131,250	1,050,000	-	-	-	-	1,286,250

Funding Schedule	Capital Improvement Program							Total Project Cost
	Prior Approved Appropriations	FY2026 Budget	FY2027	FY2028	FY2029	FY2030	FY2031	
Bonds	5,000	131,250	1,050,000	-	-	-	-	1,186,250
Pay-Go	-	-	-	-	-	-	-	-
Grants (Approved)	100,000	-	-	-	-	-	-	100,000
Grants (Pending)	-	-	-	-	-	-	-	-
Other - Capital Reserve	-	-	-	-	-	-	-	-
Total	105,000	131,250	1,050,000	-	-	-	-	1,286,250

O-10-25

AMENDMENTS TO OPERATING BUDGET

Sponsored by Mayor Buckley

AMENDMENT NO. 9

On page 2, after line 36, add SECTION 8: AND BE IT FURTHER ESTABLISHED AND ORDAINED BY THE ANNAPOLIS CITY COUNCIL THAT FUNDS IN THE AMOUNT OF \$220,800 ARE APPROPRIATED FOR THE SUSTAINABLE MOBILITY FUND DURING THE FISCAL YEAR BEGINNING JULY 1, 2025 AND ENDING JUNE 30, 2026 FOR THE FOLLOWING PURPOSES A. SUPPLIES AND OTHER COSTS \$25,800, B. INTERFUND TRANSFERS \$195,000 and renumber the proceeding sections.

In Appendix C, in line 8, strike “484,000”, and replace “289,000”, and in line 12, strike “6,419,800”, and replace “6,614,800”, and after line 40, add Sustainable Mobility Fund, Revenues \$220,800, Fund Balance Appropriated \$0, and Total Revenues and Fund Balance Appropriated \$220,800 and renumber the preceding sections.

R-20-25

AMENDMENTS TO FEE SCHEDULE

Code Section	Type of Fee	Amount of Fee
7.35.040(B)(6)	Seasonal Parking Lot Dining	\$160.00/month per space
7.35.070(B)(4)	Street Cafes (outside of the Premium Parking Area)	\$160.00 / month per space

This amendment creates a Sustainable Mobility Fund and appropriates \$220,800. It also establishes Outdoor Dining Fees.

PASSED

O-10-25

AMENDMENTS TO CAPITAL BUDGET

Sponsored by Mayor Buckley


AMENDMENT NO. 10

On page 6, in line 10, strike “210,000”, and substitute “0”; and

In Appendix D, insert the revised project sheet for page 40.

This amendment updates the status of the project and reallocates funding between planning, design, and city overhead for the Eastport Flood Mitigation and reduces the project by \$60K. It also moves the FY2027 through FY2029 grants from approved to pending. The City was not awarded the Army Corp and the FY2023 FEMA grants. The total project cost decreased from \$5,996,025 to \$5,786,025.

PASSED

Project Title Eastport Flood Mitigation	Project Number 40073												
Project Description: This project is to scope, design and construct flood mitigation and resiliency protection measures in Eastport. Phase 1 of the project focuses on street end flood resilient solutions and stormwater upgrades to prevent backflow of tidal water onto street ends. Phase 2 focuses on specific flood mitigation upgrades to the Maritime Museum in Eastport and neighboring Second Street Pump station grounds. A construction phase will follow the design phases.													
Financial Activity: <table style="width: 100%; border-collapse: collapse;"> <thead> <tr> <th></th> <th style="text-align: right;"><u>Expended</u></th> <th style="text-align: right;"><u>Encumbered</u></th> <th style="text-align: right;"><u>Total</u></th> </tr> </thead> <tbody> <tr> <td>January 31, 2024</td> <td style="text-align: right;">\$ -</td> <td style="text-align: right;">\$ -</td> <td style="text-align: right;">\$ -</td> </tr> <tr> <td>January 31, 2025</td> <td style="text-align: right;">\$ -</td> <td style="text-align: right;">\$ -</td> <td style="text-align: right;">\$ -</td> </tr> </tbody> </table> Operational Impact: Indeterminate		<u>Expended</u>	<u>Encumbered</u>	<u>Total</u>	January 31, 2024	\$ -	\$ -	\$ -	January 31, 2025	\$ -	\$ -	\$ -	Changes from Prior Year: Status: The City is awaiting a memorandum of understanding with Army Corp. THIS PROJECT IS IN THE DESIGN PHASE. Funding: No change. Scope: No change. Timing: The City will collaborate with the Resilience Authority to advance design using existing contracts. Design to begin in FY2026.
	<u>Expended</u>	<u>Encumbered</u>	<u>Total</u>										
January 31, 2024	\$ -	\$ -	\$ -										
January 31, 2025	\$ -	\$ -	\$ -										
Lead Department: Public Works													
Supporting Department: None													
Non-City Funding Sources: \$290,500 FEMA Flood Mitigation Assistance (FMA) Scoping FY2022 Grant													
Land Use Plans: Comprehensive Plan and Transportation Goals													

			Capital Improvement Program					Total Project Cost
Expenditure Schedule	Prior Approved Appropriations	FY2026 Budget	FY2027	FY2028	FY2029	FY2030	FY2031	
Land Acquisition	-	-	-	-	-	-	-	-
Planning	310,500	(60,000)	-	-	-	-	-	250,500
Design	200,000	54,545	-	-	-	-	-	254,545
Construction	-	-	1,000,000	2,500,000	1,500,000	-	-	5,000,000
City Overhead	25,525	5,455	50,000	125,000	75,000	-	-	280,980
Other	-	-	-	-	-	-	-	-
Total	536,025	-	1,050,000	2,625,000	1,575,000	-	-	5,786,025

			Capital Improvement Program					Total Project Cost
Funding Schedule	Prior Approved Appropriations	FY2026 Budget	FY2027	FY2028	FY2029	FY2030	FY2031	
Bonds	185,525	60,000	550,000	625,000	575,000	-	-	1,995,525
Pay-Go	-	-	-	-	-	-	-	-
Grants (Approved)	350,500	(60,000)	-	-	-	-	-	290,500
Grants (Pending)	-	-	500,000	2,000,000	1,000,000	-	-	3,500,000
Other - Capital Reserve	-	-	-	-	-	-	-	-
Total	536,025	-	1,050,000	2,625,000	1,575,000	-	-	5,786,025

O-10-25

AMENDMENTS TO OPERATING BUDGET

Sponsored by Mayor Buckley

AMENDMENT NO. 11

In Appendix A, in line 27, strike “180,000”, and substitute “380,000”; and

In Appendix C, in line 15, strike “3,089,300”, and substitute “3,289,300”.

This amendment adds \$200,000 to Elections for the 2025 Municipal Election using the reserve for one-time uses.

PASSED

O-10-25

AMENDMENTS TO OPERATING BUDGET

Sponsored by Mayor Buckley

AMENDMENT NO. 12

In Appendix B, line 14, strike Warn and replace with “Worn”

This amendment corrects the spelling for the Body Worn Camera Grant.

PASSED

O-10-25

AMENDMENTS TO OPERATING BUDGET

Sponsored by Alderwoman Finlayson, Alderwoman O'Neill

AMENDMENT NO. 13

In Appendix A, strike lines 18 through 30; in line 38, insert a line, in line 39, insert Office of Law, Salaries and Benefits \$1,851,300, Contract Services 184,100, Supplies and Other Costs 126,600, Total Division 2,162,000, Total Office of Law 2,162,000, insert a line, in line 46, insert Elections, Salaries and Benefits \$ 65,000, Contract Services 180,000, Supplies and Other Costs 67,100, Total Division 312,100, Total Elections 312,100, and re number the proceeding sections.

This amendment reorganizes the line of authority of the Office of Law and Elections from the Mayor's Office to the Office of the City Manager.

FAILED

O-10-25

AMENDMENTS TO OPERATING BUDGET

Sponsored by Alderman Huntley, Alderwoman Finlayson, Alderwoman O'Neill

AMENDMENT NO. 14

In Appendix A, in line 12, strike “1,289,900”, and substitute “1,253,300”; and in line 95, strike “300,000”, and substitute “336,600”.

This amendment eliminates the Constituent Services – Equity, part-time, position in the Mayor’s Office and reallocates \$36,600 to contingency in Nonallocated.

PASSED

O-10-25

AMENDMENTS TO OPERATING BUDGET

Sponsored by Alderwoman Finlayson, Alderwoman O'Neill

AMENDMENT NO. 15

In Appendix A, in line 19, strike “1,851,300”, and substitute “1,751,300”; and in line 95, strike “300,000”, and substitute “400,000”.

This amendment eliminates a Council Associate position in the Office of Law and reallocates \$100,000 to contingency in Nonallocated.

PASSED

O-10-25

AMENDMENTS TO OPERATING BUDGET

Sponsored by Alderman Huntley, Alderwoman Finlayson

AMENDMENT NO. 16

In Appendix A, in line 35, strike “208,200”, and substitute “103,200”; and

In Appendix C, in line 15, strike “3,089,300”, and substitute “2,984,300”.

This amendment eliminates the leaf blower program in the Office of the City Manager and reduces the reserve for one-time uses by \$105,000.

FAILED

APPENDIX E
CITY OF ANNAPOLIS COMMUNITY GRANT FUNDING FY2026

The FY2026 Community Grant Applications have been organized into the service categories outlined in the City Code §6.16.060(b), with subcategories added in some instances, to aid the reader in quickly identifying the purpose of the program.

CATEGORY 1				
(Numbering of categories is not an indication of ranking)				
Organizations provide services that sustain and empower youth, families, and individuals to move towards an improved quality of life and sustainability.				
Organization	FY2025 Adopted	FY2026 Grant Request	FY2026 Committee Recommendation	FY2026 Finance Committee Recommendation
Food Programs for Children/Youth				
Anne Arundel County Food Bank, Inc.	\$ 5,000	\$ 46,950	\$ 15,000	\$ 18,000
Heritage Baptist Church (Backpack Buddies)	5,000	7,000	7,000	7,000
Heritage Baptist Church Food Pantry	-	5,000	5,000	5,000
Education Programs for Children/Youth				
Annapolis All-Stars II, Inc.	\$ 17,000	\$ 56,250	\$ 17,000	\$ 17,000
Annapolis Area Imagination Library	6,000	20,000	8,000	8,000
Annapolis & Anne Arundel Scholarship Trust	9,000	-	-	-
Annapolis Kappa Scholarship Fund, Inc.	5,000	30,000	5,000	5,000
Annapolis Pride	7,000	30,000	7,000	8,000
Anne Arundel County Public Library Foundation	2,000	-	-	-
Anne Arundel County Literacy Council, Inc.	2,000	4,000	4,000	4,000
Annapolis H20 4 Life	12,000	40,000	19,000	12,000
Boys and Girls Club of Annapolis & AACo	8,000	28,022	8,000	9,000
Charting Careers	13,000	40,000	15,000	15,000
Chesapeake Children's Museum	-	20,000	2,000	2,000
Compass Rose Studio Theatre	2,500	25,000	4,000	4,000
Good Vibes Only (GVO) Back to School Drive	5,000	-	-	-
Seeds 4 Success	12,000	26,000	12,000	12,000
Street Cred Education Consultants, Inc.	2,000	-	-	-
Start the Adventure in Reading (STAIR)	10,000	15,000	10,000	10,000
Superior Future	6,600	8,500	6,600	6,600
Tennis Alliance of Anne Arundel County	5,000	5,000	5,000	5,000
The Live Water Foundation	14,000	16,340	14,000	15,000
World Class Grads	-	28,000	-	2,000
Homelessness/Addiction Programs				
Anne Arundel County CASA	\$ 2,000	\$ 10,000	\$ 2,000	\$ 4,500
Anne Arundel County Department of Social Services	-	32,675	20,000	10,000
Blessed in Tech Ministries, Inc.	4,000	15,000	8,000	8,000
He Opens Paths to Everyone (HOPE for All)	7,000	12,000	10,000	7,000
The Light House Shelter	20,000	40,000	20,000	20,000
Serenity Sistas	9,000	34,580	9,000	9,000
Street Angel Project	5,750	-	-	-
We Care and Friends	17,000	39,100	17,000	17,000

APPENDIX E
CITY OF ANNAPOLIS COMMUNITY GRANT FUNDING FY2026

Organization	FY2025 Adopted	FY2026 Grant Request	FY2026 Committee Recommend- ation	FY2026 Finance Committee Recommend- ation
Education Programs for Adults				
Co-op Arundel	\$ 10,000	\$ -	\$ -	\$ -
OIC of Anne Arundel County	19,000	60,000	25,000	20,000
Services for Youth and Adults				
Annapolis Maritime Museum	\$ 9,000	\$ 31,810	\$ 9,000	\$ 4,500
Assistance League of the Chesapeake, Inc.	3,000	11,000	5,000	5,000
Maryland Therapeutic Riding	3,000	15,000	3,000	3,000
Newtowne Community Development Corporation	5,000	22,669	5,000	5,000
Organization of Hispanic/Latin Americans of Anne Arundel County, Inc.	4,000	30,000	7,000	7,000
Partners In Care	6,000	-	-	-
Walk the Walk Foundation	-	10,000	2,000	2,000
Wellness House of Annapolis	6,000	20,000	6,000	6,000
Category 1 Subtotal	\$ 277,850	\$ 834,896	\$ 311,600	\$ 292,600
CATEGORY 2				
<i>Organizations provide programs that preserve and enhance a community's character.</i>				
Organization	FY2025 Adopted	FY2026 Grant Request	FY2026 Committee Recommend- ation	FY2026 Finance Committee Recommend- ation
Anne Arundel County Community Action Agency	25,000	25,000	25,000	25,000
Banneker-Douglass Museum Foundation	5,000	20,000	5,000	10,000
Clay Street Community Development Corporation	2,000	-	-	-
Friends of Eastport Volunteer Fire Company	3,000	10,000	4,000	4,000
Historic Annapolis Foundation	4,000	-	-	-
Kunta Kinte-Alex Haley	4,000	4,000	4,000	5,000
Kunta Kinte Celebrations, Inc.	10,000	-	-	5,000
Maryland Hall for the Creative Arts	20,000	-	-	-
Maryland Latinos Unidos	2,000	5,000	2,000	2,000
One Annapolis, Inc.	10,000	-	-	-
The Ballet Theatre of Maryland	-	10,000	2,000	3,000
Wiley H. Bates Legacy Center	28,000	28,000	28,000	28,000
Category 2 Subtotal	\$ 113,000	\$ 102,000	\$ 70,000	\$ 82,000

APPENDIX E
CITY OF ANNAPOLIS COMMUNITY GRANT FUNDING FY2026

CATEGORY 3				
<i>Organizations provide programs that contribute to a vibrant economy.</i>				
Organization	FY2025 Adopted	FY2026 Grant Request	FY2026 Committee Recommend- ation	FY2026 Finance Committee Recommend- ation
Housing Initiative Partnership	-	25,000	2,000	2,000
South Forest Drive Business Association (SoFo)	2,400	2,600	2,400	2,400
Category 3 Subtotal	\$ 2,400	\$ 27,600	\$ 4,400	\$ 4,400
CATEGORY 4				
<i>Organizations provide programs that are integral to community revitalization, economic development, and environmental sustainability.</i>				
Organization	FY2025 Adopted	FY2026 Grant Request	FY2026 Committee Recommend- ation	FY2026 Finance Committee Recommend- ation
Chesapeake Crossroads Heritage, Inc. (Formerly Annapolis Londontown/4 Rivers)	\$ 28,000	\$ 28,000	\$ 28,000	\$ 28,000
Blacks of the Chesapeake Foundation, Inc.	4,000	-	-	5,000
Chesapeake Region Accessible Boating, Inc.	3,500	3,500	3,500	3,500
Category 4 Subtotal	\$ 35,500	\$ 31,500	\$ 31,500	\$ 36,500
GRAND TOTAL	\$ 428,750	\$ 995,996	\$ 417,500	\$ 415,500

O-10-25

AMENDMENTS TO OPERATING BUDGET

Sponsored by Alderman Huntley, Alderwoman Finlayson, and Alderwoman O’Neill

AMENDMENT NO. 17

In Appendix A, line 92, strike “417,500”, and substitute “415,500”, and in line 95, strike “300,000”, and substitute “302,000”.

See the revised community grants listing (Appendix E)

This amendment reallocates community grants, decreases the total by \$2,000, and increases contingency by \$2,000.

PASSED

O-10-25

AMENDMENTS TO OPERATING BUDGET

Sponsored by Alderman Huntley, Alderwoman Finlayson, Alderwoman O'Neill

AMENDMENT NO. 18

In Appendix A, in line 110, strike “26,546,600”, and substitute “26,196,600”; and in line 112, strike “1,316,600”, and substitute “1,666,600”.

This amendment reallocates \$250,000 for the Adopt a Community Grant program and \$100,000 for a Downtown Ambassadors program in the Police Department using turnover.

FAILED

O-10-25

AMENDMENTS TO OPERATING BUDGET

Sponsored by Mayor Buckley

AMENDMENT NO. 18A

In Appendix A, in line 112, strike “1,316,600”, and substitute “1,416,600”; and

In Appendix C, in line 8, strike “3,089,300”, and substitute “3,189,300”.

This amendment adds \$100,000 to the Police Department for a Downtown Ambassadors program using the reserve for one-time uses.

FAILED

O-10-25

AMENDMENTS TO OPERATING BUDGET

Sponsored by Alderman Huntley, Alderwoman Finlayson, Alderwoman O'Neill

AMENDMENT NO. 19

In Appendix A, in line 110, strike “26,546,600”, and substitute “26,712,900”; and

In Appendix C, in line 8, strike “484,000”, and substitute “650,300”.

This amendment adds \$166,300 to the Police Department for a Sergeant to administer 5 additional speed cameras and increases Fines and Forfeitures revenue by \$166,300.

PASSED

O-10-25

AMENDMENTS TO OPERATING BUDGET

Sponsored by Alderman Huntley, Alderwoman Finlayson, Alderwoman O'Neill

AMENDMENT NO. 20

In Appendix A, in line 76, strike “191,800”, and substitute “291,800”; and

In Appendix C, in line 8, strike “3,089,300”, and substitute “3,189,300”.

This amendment adds \$100,000 to the Office of Integrated Technology Solutions for an IT consultant to assist the Fire Department using the reserve for one-time uses.

PASSED

O-10-25

AMENDMENTS TO OPERATING BUDGET

Sponsored by Alderman Huntley, Alderwoman O'Neill, Alderwoman Finlayson

AMENDMENT NO. 21

In Appendix A, in line 141 strike “409,750”, and substitute “243,850”, and in line 140, strike “1,128,200”, and substitute “1,294,100”.

This amendment transfers \$165,900 within the Department of Public Works Engineering and Construction division from contractual services to salaries and benefits. It funds a Program Manager (N15) position.

PASSED

O-10-25

AMENDMENTS TO OPERATING BUDGET

Sponsored by Alderman Huntley, Alderwoman O'Neill, Alderwoman Finlayson, Alderman Savidge

AMENDMENT NO. 22

On page 4, in line 21, strike “2,863,250”, and substitute “2,783,250”, and in line 26, strike “869,600”, and substitute “789,600”

In Appendix C, in line 87 strike “3,006,300”, and substitute “2,926,300”, and in line 88, strike “3,006,300”, and substitute “2,926,300”.

R-20-25

AMENDMENTS TO FEE SCHEDULE

17.10.180.B.	Watershed restoration:	
	Based on impervious surfaces	
	Residential—Single family dwelling	\$30.83 34.53/quarter
	Residential—Multi-family residential dwelling	\$15.41 17.26/ dwelling unit/quarter
	Nonresidential, Tier 1 —0 to 5,000 square feet of impervious area	\$30.83 34.53/quarter
	Nonresidential, Tier 2 —5,001—25,000 square feet of impervious area	\$152.55 170.86/quarter
	Nonresidential, Tier 3 —25,001—80,000 square feet of impervious area	\$644.29 721.60/quarter
	Nonresidential, Tier 4 —More than 80,000 square feet of impervious area	\$1,992.92 2,232.07/quarter

This amendment decreases the Tree Program within the Watershed Restoration Fund by \$80,000. It also reduces the Watershed Restoration Fund fee increases from 15% to 12% over FY25 rates.

PASSED

O-10-25

AMENDMENTS TO OPERATING BUDGET

Sponsored by Alderman Huntley, Alderwoman Finlayson, Alderwoman O’Neill

AMENDMENT NO. 23

In Appendix A, in line 203, strike “57,000”, and substitute “57,000”.

This amendment repurposes \$32,000 for football and sport officials in the Department of Recreation and Parks, Sports division, to partner with a non-profit after school sports program.

PASSED

O-10-25

AMENDMENTS TO CAPITAL BUDGET

Sponsored by Alderman Huntley and Alderwoman O'Neill


AMENDMENT NO. 24

On page 5, in line 41, strike “735,000”, and substitute “535,000”, and on page 6, in line 24, strike “288,750”, and substitute “188,750”, in line 31, strike “1,214,414”, and substitute “1,014,414”; and in line 16, strike “600,000”, and substitute “1,100,000”; and

In Appendix D, insert the revised project sheets for pages 13, 63, 76, and 48.


This amendment decreases the cost for the Acton Cove project by \$200,000, the Pip Moyer Restroom upgrade project by \$100,000, and the Traffic Signal Rehabilitation project by \$200,000 and increases the cost of the General Sidewalks project by \$500,000. It also modifies the changes from prior year section for the Acton Cove and General Sidewalks projects.

PASSED

Project Title Acton Cove Waterfront Park	Project Number 40049												
Project Description: This is an improvement project to one of Annapolis most well-used waterfront parks which currently experiences regular ponding following rain events which impedes access to the waterfront. The initial scope of the project will assess the cause of the ponding and propose landscape design solutions including the relocation and/or replacement of an existing storm grate, the regrading of a brick path, and planting areas which can better absorb stormwater. Following the completion of the drainage project, the existing bulkhead, boardwalk, and pier extension will be replaced. Additional scope may include upgrading for ADA accessibility, expanding the area for boat tie-ups, improving access to the water taxi service, and providing a kayak/SUP launch.													
Financial Activity: <table style="width: 100%; border-collapse: collapse;"> <thead> <tr> <th></th> <th style="text-align: right;"><u>Expended</u></th> <th style="text-align: right;"><u>Encumbered</u></th> <th style="text-align: right;"><u>Total</u></th> </tr> </thead> <tbody> <tr> <td>January 31, 2024</td> <td style="text-align: right;">\$ 11,206</td> <td style="text-align: right;">\$ -</td> <td style="text-align: right;">\$ 11,206</td> </tr> <tr> <td>January 31, 2025</td> <td style="text-align: right;">\$ 93,000</td> <td style="text-align: right;">\$ -</td> <td style="text-align: right;">\$ 93,000</td> </tr> </tbody> </table> Operational Impact: Not available at the time of budget presentation. The Department is continuing to research.		<u>Expended</u>	<u>Encumbered</u>	<u>Total</u>	January 31, 2024	\$ 11,206	\$ -	\$ 11,206	January 31, 2025	\$ 93,000	\$ -	\$ 93,000	Changes from Prior Year: Status: The drainage project has been completed. Funding: An additional \$127,390 was requested in FY2026 for more durable bulkhead material, which requires less maintenance. Scope: No change. Timing: Design for waterfront improvements to start in FY2026.
	<u>Expended</u>	<u>Encumbered</u>	<u>Total</u>										
January 31, 2024	\$ 11,206	\$ -	\$ 11,206										
January 31, 2025	\$ 93,000	\$ -	\$ 93,000										
Lead Department: Public Works													
Supporting Department: None													
Non-City Funding Sources: FY2024 \$100K Maryland DNR Local Parks and Playground Infrastructures (LPPI). Candidate for Department of Natural Resources State Waterway Improvement Grant.													
Land Use Plans: None													


Capital Improvement Program								
Expenditure Schedule	Prior Approved Appropriations	FY2026 Budget	FY2027	FY2028	FY2029	FY2030	FY2031	Total Project Cost
Land Acquisition	-	-	-	-	-	-	-	-
Planning	-	-	-	-	-	-	-	-
Design	86,206	100,000	-	-	-	-	-	186,206
Construction	88,794	400,000	-	-	-	-	-	488,794
City Overhead	22,610	35,000	6,930	-	-	-	-	64,540
Other	-	-	-	-	-	-	-	-
Total	197,610	535,000	6,930	-	-	-	-	739,540

Capital Improvement Program								
Funding Schedule	Prior Approved Appropriations	FY2026 Budget	FY2027	FY2028	FY2029	FY2030	FY2031	Total Project Cost
Bonds	92,610	185,000	6,930	-	-	-	-	284,540
Pay-Go	-	-	-	-	-	-	-	-
Grants (Approved)	100,000	-	-	-	-	-	-	100,000
Grants (Pending)	-	350,000	-	-	-	-	-	350,000
Other - Capital Reserve	5,000	-	-	-	-	-	-	5,000
Total	197,610	535,000	6,930	-	-	-	-	739,540

Project Title Traffic Signal Rehabilitation	Project Number 50018												
Project Description: <p>This project provides for the evaluation, prioritization and construction of citywide traffic signal replacements or repairs. Areas of evaluation include existing signal heads, controllers, poles, and detection equipment. Upgrades may also include camera detection systems, actuated pedestrian signals (APS), coordinated signal timing, and remote access to all controllers for use in emergency operations.</p>													
Financial Activity: <table style="width: 100%; border-collapse: collapse;"> <thead> <tr> <th></th> <th style="text-align: right;"><u>Expended</u></th> <th style="text-align: right;"><u>Encumbered</u></th> <th style="text-align: right;"><u>Total</u></th> </tr> </thead> <tbody> <tr> <td>January 31, 2024</td> <td style="text-align: right;">\$ 1,515,024</td> <td style="text-align: right;">\$ -</td> <td style="text-align: right;">\$ 1,515,024</td> </tr> <tr> <td>January 31, 2025</td> <td style="text-align: right;">\$ 1,682,371</td> <td style="text-align: right;">\$ 133,970</td> <td style="text-align: right;">\$ 1,816,341</td> </tr> </tbody> </table> Operational Impact: Not available at the time of budget presentation. The Department is continuing to research.		<u>Expended</u>	<u>Encumbered</u>	<u>Total</u>	January 31, 2024	\$ 1,515,024	\$ -	\$ 1,515,024	January 31, 2025	\$ 1,682,371	\$ 133,970	\$ 1,816,341	Changes from Prior Year: <p>Status: Contract award for the design of Bay Ridge Avenue and Tyler Avenue is expected in FY2025.</p> <p>Funding: An additional \$623,054 from the Federal Highway Administration Safe Streets For All (FHWA SS4A) grant was received in FY2025.</p> <p>Scope: "Replacement with Circles" was removed from the project title and added to the Traffic Safety Improvements project for evaluation. Remote access to controllers was also added.</p> <p>Timing: Construction of the new signal for Bay Ridge Avenue and Tyler Avenue is anticipated to begin in FY2026.</p>
	<u>Expended</u>	<u>Encumbered</u>	<u>Total</u>										
January 31, 2024	\$ 1,515,024	\$ -	\$ 1,515,024										
January 31, 2025	\$ 1,682,371	\$ 133,970	\$ 1,816,341										
Lead Department: Public Works													
Supporting Department: None													
Non-City Funding Sources: Federal Highway Administration Safe Streets for All (SS4A)													
Land Use Plans: None													

Expenditure Schedule	Prior Approved Appropriations	FY2026 Budget	Capital Improvement Program					Total Project Cost
			FY2027	FY2028	FY2029	FY2030	FY2031	
Land Acquisition	-	-	-	-	-	-	-	-
Planning	100,000	-	-	-	-	-	-	100,000
Design	200,000	50,000	50,000	50,000	50,000	50,000	50,000	500,000
Construction	2,334,700	923,054	500,000	500,000	500,000	500,000	500,000	5,757,754
City Overhead	127,415	41,360	34,430	27,500	27,500	27,500	27,500	313,205
Other	-	-	-	-	-	-	-	-
Total	2,762,115	1,014,414	584,430	577,500	577,500	577,500	577,500	6,670,959

Funding Schedule	Prior Approved Appropriations	FY2026 Budget	Capital Improvement Program					Total Project Cost
			FY2027	FY2028	FY2029	FY2030	FY2031	
Bonds	2,312,115	391,360	584,430	577,500	577,500	577,500	577,500	5,597,905
Pay-Go	-	-	-	-	-	-	-	-
Grants (Approved)	-	623,054	-	-	-	-	-	623,054
Grants (Pending)	-	-	-	-	-	-	-	-
Other - Capital Reserve	450,000	-	-	-	-	-	-	450,000
Total	2,762,115	1,014,414	584,430	577,500	577,500	577,500	577,500	6,670,959

Project Title General Sidewalks		Project Number 40010/40015/40017/40019													
Project Description: <p>This project repairs City sidewalk. The ongoing repair program is based on a comprehensive citywide sidewalk condition assessment. Sidewalks are inspected for cracking, faulting, and scaling. Based upon this assessment, a list of priorities for repair and reconstruction is developed each year, taking into account the sidewalk's condition and the importance of its location to citywide pedestrian traffic.</p>															
Financial Activity: <table border="1"> <thead> <tr> <th></th> <th><u>Expended</u></th> <th><u>Encumbered</u></th> <th><u>Total</u></th> </tr> </thead> <tbody> <tr> <td>January 31, 2024</td> <td>\$ 2,296,798</td> <td>\$ -</td> <td>\$ 2,296,798</td> </tr> <tr> <td>January 31, 2025</td> <td>\$ 2,129,431</td> <td>\$ 153,033</td> <td>\$ 2,282,465</td> </tr> </tbody> </table>			<u>Expended</u>	<u>Encumbered</u>	<u>Total</u>	January 31, 2024	\$ 2,296,798	\$ -	\$ 2,296,798	January 31, 2025	\$ 2,129,431	\$ 153,033	\$ 2,282,465	Changes from Prior Year: <p>Status: Sidewalk repairs are continuous.</p> <p>Funding: FY2026 funding increased by \$500,000.</p> <p>Scope: No change.</p> <p>Timing: No delays.</p>	
	<u>Expended</u>	<u>Encumbered</u>	<u>Total</u>												
January 31, 2024	\$ 2,296,798	\$ -	\$ 2,296,798												
January 31, 2025	\$ 2,129,431	\$ 153,033	\$ 2,282,465												
Operational Impact: Maintenance Costs decrease as repairs are completed.															
Lead Department: Public Works															
Supporting Department: None															
Non-City Funding Sources: None															
Land Use Plans: Comprehensive Plan, Stewardship Goals, and Infrastructure Goals															

O-10-25

AMENDMENTS TO OPERATING BUDGET

Sponsored by Alderman Schandelmeier

AMENDMENT NO. 25

In Appendix A, in line 105, strike “226,800”, and substitute “276,800”; and

In Appendix C, in line 15, strike \$3,089,300”, and substitute “3,139,300”.

This amendment adds \$50,000 to the Department of Planning and Zoning for the Annapolis Maritime Apprenticeship program partnership using the reserve for one-time uses.

PASSED

O-10-25

AMENDMENTS TO OPERATING BUDGET

Sponsored by Alderman Gay

AMENDMENT NO. 26

In Appendix A, in line 7, strike “24,000”, and substitute “64,000”; and

In Appendix C, in line 15, strike “3,089,300”, and substitute “3,129,300”.

This amendment adds \$40,000 to the City Council for a Sheila M. Finlayson and Ross H. Arnett City of Annapolis scholarship program using the reserve for one-time uses.

PASSED

O-10-25

AMENDMENTS TO OPERATING BUDGET

Sponsored by Alderman Savidge

AMENDMENT NO. 27

In Appendix A, in line 19, strike “1,851,300”, and substitute “1,751,300”; and in line 33, strike “1,186,700”, and substitute “1,286,700”.

This reallocates \$100,000 to the Office of the City Manager to add a Program Specialist using two months of turnover and eliminating a Council Associate position in the Office of Law.

If amendment #15 passes, this amendment cannot move forward as funding for the position would be cut.

AMENDED

O-10-25

AMENDMENTS TO OPERATING BUDGET

Sponsored by Alderman Savidge

AMENDMENT NO. 27, AS AMENDED

In Appendix A, ~~in line 19, strike “1,851,300”, and substitute “1,751,300”;~~ and in line 33, strike “1,186,700”, and substitute “1,286,700”; and in line 95, strike “300,000”, and substitute “200,000”.

This reallocates \$100,000 to the Office of the City Manager to add a Program Specialist using two months of turnover and ~~eliminating a Council Associate position in the Office of Law contingency.~~

~~If amendment #15 passes, this amendment cannot move forward as funding for the position would be cut.~~

PASSED

O-10-25

AMENDMENTS TO OPERATING BUDGET

Sponsored by Alderman Savidge

AMENDMENT NO. 28

On page 4, line 15 strike “333,300”, and substitute “433,300” ; and

In Appendix C, in line 15, strike “3,089,300”, and substitute “3,189,300”.

This amendment adds \$100,000 to the Transportation Department to study the feasibility and planning for a Regional City-County-State electric transit system study using the reserve for one-time uses.

PASSED

O-10-25

AMENDMENTS TO CAPITAL BUDGET


Sponsored by Alderman Savidge

AMENDMENT NO. 29


In Appendix D, insert the revised project sheet for page 73.

This amendment changes the project description for the Traffic Safety Improvements project.

PASSED

Project Title Traffic Safety Improvements		Project Number 40060													
Project Description: <p>This project will establish an ongoing program to provide planning, design and construction of traffic safety improvements along city-owned arterials and major collector roadways. Initial phase of project is to evaluate existing conditions and develop a list of priority locations for safety improvements taking into account traffic and pedestrian volumes, crash history, and ADA accessibility. Traffic safety improvements will be designed and constructed on an ongoing basis. THIS PROJECT AIMS TO INSTALL A SIDEWALK ALONG BEMBE BEACH ROAD, ADDRESSING A CRITICAL INFRASTRUCTURE NEED. THE AREA HAS SEEN INCREASED PEDESTRIAN TRAFFIC DUE TO REDEVELOPMENT ON THE PENINSULA, ALONGSIDE REPORTED THREATS OF VIOLENCE RELATED TO SPEEDING VEHICLES. THE PROJECT WILL FOLLOW COMPLETE STREETS PRINCIPLES, INCORPORATING FEATURES SUCH AS TREES, BIKE LANES, AND TRAFFIC CALMING MEASURES. IT WILL ALSO INCLUDE QUICK-BUILD IMPROVEMENTS TO IMMEDIATELY ADDRESS SAFETY CONCERNS, TEST TRAFFIC CALMING STRATEGIES, AND HELP ACCLIMATE THE PUBLIC TO POTENTIAL ROAD RECONFIGURATIONS, SUCH AS THE CONVERSION OF INTERSECTIONS INTO TRAFFIC CIRCLES. THESE TEMPORARY MEASURES ARE INTENDED TO REMAIN IN PLACE FOR NO MORE THAN FIVE YEARS AND, IF PROVEN EFFECTIVE, SHOULD BE CONVERTED INTO PERMANENT SAFETY FEATURES.</p>															
Financial Activity: <table border="1"> <thead> <tr> <th></th> <th><u>Expended</u></th> <th><u>Encumbered</u></th> <th><u>Total</u></th> </tr> </thead> <tbody> <tr> <td>January 31, 2024</td> <td>\$ -</td> <td>\$ -</td> <td>\$ -</td> </tr> <tr> <td>January 31, 2025</td> <td>\$ -</td> <td>\$ -</td> <td>\$ -</td> </tr> </tbody> </table>			<u>Expended</u>	<u>Encumbered</u>	<u>Total</u>	January 31, 2024	\$ -	\$ -	\$ -	January 31, 2025	\$ -	\$ -	\$ -	Changes from Prior Year: Status: Design contract has been awarded. Funding: No change. Scope: Traffic circle analysis was added to the project. Timing: Design and construction of early projects is anticipated to begin in FY2026.	
	<u>Expended</u>	<u>Encumbered</u>	<u>Total</u>												
January 31, 2024	\$ -	\$ -	\$ -												
January 31, 2025	\$ -	\$ -	\$ -												
Lead Department: Public Works															
Supporting Department: None															
Non-City Funding Sources: None															
Land Use Plans: None															

[illegible][illegible]

Project Title Main Street Rebricking		Project Number 40011													
Project Description: Deterioration of the Main Street base and sub-base has resulted in severe settlement of both the travel lane and the crosswalks. The existing roadway is showing signs of accelerated deterioration and removal of fine aggregate from the sub-base during rain events. This project will remove and replace the brick surface and base courses to return the roadway to a smooth and uniform surface. It may include modification of the curb line and sidewalks. Changes in regulations will require some redesign of this project. The City Council has modified this project description to require that the City Administration take any proposed modification to the existing curb line or sidewalk to the Historic Preservation Commission for its review and to require the City Council's approval of the design before moving ahead with construction. WHILE REVIEWING ANY POTENTIAL MODIFICATIONS OF THE EXISTING CURB LINE OR SIDEWALKS, CONSIDERATION WILL ALSO BE GIVEN TO REMOVING ON-STREET PARKING, ADDING A BIKE LANE, AND/OR ADDING DEDICATED SPACE FOR TRANSIT. THIS PROJECT IS ANTICIPATED TO BEGIN AFTER THE COMPLETION OF THE DOWNTOWN CIRCULATION PROJECT.															
Financial Activity: <table> <tr> <th></th><th><u>Expended</u></th><th><u>Encumbered</u></th><th><u>Total</u></th></tr> <tr> <td>January 31, 2024</td><td>\$ -</td><td>\$ -</td><td>\$ -</td></tr> <tr> <td>January 31, 2025</td><td>\$ -</td><td>\$ -</td><td>\$ -</td></tr> </table> Operational Impact: Indeterminate			<u>Expended</u>	<u>Encumbered</u>	<u>Total</u>	January 31, 2024	\$ -	\$ -	\$ -	January 31, 2025	\$ -	\$ -	\$ -	Changes from Prior Year: Status: The project is delayed until the completion of City Dock Funding: No change. Scope: No change. Timing: The project is delayed until the completion of City Dock	
	<u>Expended</u>	<u>Encumbered</u>	<u>Total</u>												
January 31, 2024	\$ -	\$ -	\$ -												
January 31, 2025	\$ -	\$ -	\$ -												
Lead Department: Public Works															
Supporting Department: None															
Non-City Funding Sources: None															
Land Use Plans: Comprehensive Plan, Stewardship Goals, and Infrastructure Goals															

Expenditure Schedule	Prior Approved Appropriations	FY2026 Budget	Capital Improvement Program					Total Project Cost
			FY2027	FY2028	FY2029	FY2030	FY2031	
Land Acquisition	-	-	-	-	-	-	-	-
Planning	-	-	-	-	-	-	-	-
Design	-	-	600,000	-	-	-	-	600,000
Construction	-	-	-	1,150,000	1,150,000	-	-	2,300,000
City Overhead	-	-	30,000	57,500	57,500	-	-	145,000
Other	-	-	-	-	-	-	-	-
Total	-	-	630,000	1,207,500	1,207,500	-	-	3,045,000

Funding Schedule	Prior Approved Appropriations	FY2026 Budget	Capital Improvement Program					Total Project Cost
			FY2027	FY2028	FY2029	FY2030	FY2031	
Bonds	-	-	630,000	1,207,500	1,207,500	-	-	3,045,000
Pay-Go	-	-	-	-	-	-	-	-
Grants (Approved)	-	-	-	-	-	-	-	-
Grants (Pending)	-	-	-	-	-	-	-	-
Other - Capital Reserve	-	-	-	-	-	-	-	-
Total	-	-	630,000	1,207,500	1,207,500	-	-	3,045,000

O-10-25

AMENDMENTS TO CAPITAL BUDGET

Sponsored by Alderman Savidge

AMENDMENT NO. 30

In Appendix D, insert the revised project sheet for page 53.

This amendment changes the project description for the Main Street Rebricking project.

PASSED

O-10-25

AMENDMENTS TO OPERATING BUDGET

Sponsored by Alderman Savidge

AMENDMENT NO. 31

On page 4, line 15 strike “333,300”, and substitute “373,300”; and

In Appendix C, in line 15, strike “3,089,300”, and substitute “3,129,300”.

This amendment adds \$40,000 to the Transportation Department to fund a study to look at the cost and feasibility of adding a circulator or electric jitney using the reserve for one-time uses.

PASSED

O-10-25

AMENDMENTS TO CAPITAL BUDGET

Sponsored by Alderman Savidge

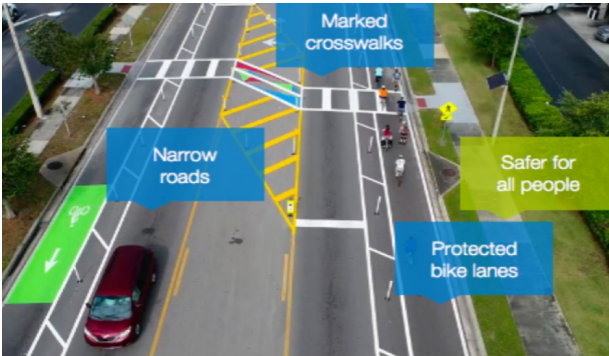
AMENDMENT NO. 32

On page 6, after line 8, insert “Complete Streets Supplemental Funding” and “\$525,000”; and

In Appendix D, insert the attached project sheet after page 35.

This amendment adds a new project. The project is funded with \$525,000 of bonds.

PASSED

Project Title Complete Streets Supplemental Funding		Project Number NEW													
Project Description: This project will be used to supplement and support other CIP projects that need financial support to fully realize the implementation of a Complete Streets program that incorporates an assessment of all transportation modality infrastructure (walking, cycling, transit) needs, as well as an assessment of adding street trees, traffic calming, and road diets.															
Financial Activity: <table><thead><tr><th></th><th><u>Expended</u></th><th><u>Encumbered</u></th><th><u>Total</u></th></tr></thead><tbody><tr><td>January 31, 2024</td><td>\$ -</td><td>\$ -</td><td>\$ -</td></tr><tr><td>January 31, 2025</td><td>\$ -</td><td>\$ -</td><td>\$ -</td></tr></tbody></table>			<u>Expended</u>	<u>Encumbered</u>	<u>Total</u>	January 31, 2024	\$ -	\$ -	\$ -	January 31, 2025	\$ -	\$ -	\$ -	Changes from Prior Year: Status: N/A Funding: N/A Scope: N/A Timing: N/A	
	<u>Expended</u>	<u>Encumbered</u>	<u>Total</u>												
January 31, 2024	\$ -	\$ -	\$ -												
January 31, 2025	\$ -	\$ -	\$ -												
Lead Department: Public Works															
Supporting Department: None															
Non-City Funding Sources: None															
Land Use Plans:															

[illegible][illegible]

O-10-25

AMENDMENTS TO OPERATING BUDGET

Sponsored by Alderman Savidge

AMENDMENT NO. 33

In Appendix A, in line 105, strike “226,800”, and substitute “301,800”; and

In Appendix C, in line 15, strike “3,089,300”, and substitute “3,164,300”.

This amendment adds \$75,000 to Department of Planning and Zoning to hire an outside consultant to lead a public education and outreach program targeting downtown businesses to relay the role and importance of pedestrianization and “bikenomics” to the economic vitality downtown using the reserve for one-time uses.

FAILED

O-10-25

AMENDMENTS TO CAPITAL BUDGET


Sponsored by Alderman Savidge

AMENDMENT NO. 34

In Appendix D, insert the revised project sheet for page 73.

This amendment changes the project description for the Traffic Safety Improvements project.

PASSED

Project Title Traffic Safety Improvements		Project Number 40060													
Project Description: <p>This project will establish an ongoing program to provide planning, design and construction of traffic safety improvements along city-owned arterials and major collector roadways. Initial phase of project is to evaluate existing conditions and develop a list of priority locations for safety improvements taking into account traffic and pedestrian volumes, crash history, and ADA accessibility. Traffic safety improvements will be designed and constructed on an ongoing basis. WILL ALSO BE USED FOR QUICK BUILD IMPROVEMENTS TO ADDRESS IMMEDIATE SAFETY CONCERNS AND TEST TRAFFIC CALMING GET THE PUBLIC USED TO ROAD RECONFIGURATIONS, TEST CONVERSIONS TO TRAFFIC CIRCLES. THESE MEASURES SHOULD NOT BE IN PLACE FOR MORE THAN 5 YEARS AND SHOULD BE CONVERTED, IF SUCCESSFUL, INTO PERMANENT SAFETY FEATURES.</p>															
Financial Activity: <table border="1"> <thead> <tr> <th></th> <th><u>Expended</u></th> <th><u>Encumbered</u></th> <th><u>Total</u></th> </tr> </thead> <tbody> <tr> <td>January 31, 2024</td> <td>\$ -</td> <td>\$ -</td> <td>\$ -</td> </tr> <tr> <td>January 31, 2025</td> <td>\$ -</td> <td>\$ -</td> <td>\$ -</td> </tr> </tbody> </table>			<u>Expended</u>	<u>Encumbered</u>	<u>Total</u>	January 31, 2024	\$ -	\$ -	\$ -	January 31, 2025	\$ -	\$ -	\$ -	Changes from Prior Year: Status: Design contract has been awarded. Funding: No change. Scope: Traffic circle analysis was added to the project. Timing: Design and construction of early projects is anticipated to begin in FY2026.	
	<u>Expended</u>	<u>Encumbered</u>	<u>Total</u>												
January 31, 2024	\$ -	\$ -	\$ -												
January 31, 2025	\$ -	\$ -	\$ -												
Lead Department: Public Works															
Supporting Department: None															
Non-City Funding Sources: None															
Land Use Plans: None															

[illegible][illegible]

O-10-25

AMENDMENTS TO CAPITAL BUDGET


Sponsored by Alderman Savidge


AMENDMENT NO. 35

In Appendix D, insert the revised project sheet for page 28.

This amendment changes the project description for the City Facility Improvements project.

PASSED

Project Title: City Facility Improvements		Project Number: 20013/20014/20016/20017/40023													
Project Description: <p>This project will provide funding for capital improvements to various City-owned facilities. A capital improvement is a permanent structural alteration or repair to a property that improves it substantially, thereby increasing its overall value. Current projects for this fiscal cycle include improvements at the Taylor Avenue Fire Station (range hood replacement, overhead doors replacement, exterior lighting upgrade, window replacement). At Eastport Fire Station (engine bay floor enhancement, parking lot repairs, HVAC duct replacement, bathroom renovation, and carpet replacement). At Forest Drive Fire Station (gear room enhancements, door replacement, engine bay floor enhancement, roof/exterior wall repairs). At APD (carpet replacement). At Pip Moyer Rec Center Lighting Upgrade, Flooring. THIS SHALL INCLUDE MAINTENANCE AND INSTALLATION OF WATER FOUNTAIN INFRASTRUCTURE IN OUR CITY PARKS AND IN OUR FACILITIES.</p>															
Financial Activity: <table border="1"> <thead> <tr> <th></th> <th>Expended</th> <th>Encumbered</th> <th>Total</th> </tr> </thead> <tbody> <tr> <td>January 31, 2024</td> <td>\$ 3,006,785</td> <td>\$ 141,810</td> <td>\$ 3,148,595</td> </tr> <tr> <td>January 31, 2025</td> <td>\$ 1,591,140</td> <td>\$ 138,091</td> <td>\$ 1,729,231</td> </tr> </tbody> </table>			Expended	Encumbered	Total	January 31, 2024	\$ 3,006,785	\$ 141,810	\$ 3,148,595	January 31, 2025	\$ 1,591,140	\$ 138,091	\$ 1,729,231	Changes from Prior Year: Status: Projects are ongoing. Funding: No change. Scope: Continuous, on-going projects. Timing: Projects are ongoing.	
	Expended	Encumbered	Total												
January 31, 2024	\$ 3,006,785	\$ 141,810	\$ 3,148,595												
January 31, 2025	\$ 1,591,140	\$ 138,091	\$ 1,729,231												
Operational Impact: Indeterminate															
Lead Department: Central Services															
Supporting Department: None															
Non-City Funding Sources: None															
Land Use Plans: Comprehensive Plan, Stewardship Goals, and Infrastructure Goals															

Project Title Wells Cove		Project Number NEW																					
Project Description: <p>-This is an improvement project to a street-end park that was created thirty years ago but never formalized for public access until recently. The park is a modest 5ft trail to Spa Creek. THIS IS AN IMPROVEMENT PROJECT TO A STREET-END PARK AND THAT WAS AUTHORIZED IN 1986 WITH R-22-86, ESTABLISHING A PATH “FOR PUBLIC ACCESS TO THE OPEN SPACE AND WATERFRONT AREAS, MADE OF OYSTER SHELL OR SIMILAR NONPAVED MATERIAL”, TO INCLUDE ACCESS TO THE HEADWATERS FOR WELLS COVE. Concept design for the park was completed in FY25 with substantial community involvement. Because of the limited size and scope of the project, both design and construction phases will be completed in FY26. Proposed improvements include regrading with new trail surface material, low retaining wall, fencing, sidewalk connection, and improved signage.</p>																							
Financial Activity: <table><tr><td></td><td><u>Expended</u></td><td><u>Encumbered</u></td><td><u>Total</u></td></tr><tr><td>January 31, 2024</td><td>\$ -</td><td>\$ -</td><td>\$ -</td></tr><tr><td>January 31, 2025</td><td>\$ -</td><td>\$ -</td><td>\$ -</td></tr></table>			<u>Expended</u>	<u>Encumbered</u>	<u>Total</u>	January 31, 2024	\$ -	\$ -	\$ -	January 31, 2025	\$ -	\$ -	\$ -	Changes from Prior Year: <table><tr><td>Status:</td><td>N/A</td></tr><tr><td>Funding:</td><td>N/A</td></tr><tr><td>Scope:</td><td>N/A</td></tr><tr><td>Timing:</td><td>N/A</td></tr></table>		Status:	N/A	Funding:	N/A	Scope:	N/A	Timing:	N/A
	<u>Expended</u>	<u>Encumbered</u>	<u>Total</u>																				
January 31, 2024	\$ -	\$ -	\$ -																				
January 31, 2025	\$ -	\$ -	\$ -																				
Status:	N/A																						
Funding:	N/A																						
Scope:	N/A																						
Timing:	N/A																						
Operational Impact: Not available at the time of budget presentation. The Department is continuing to research.																							
Lead Department: Planning and Zoning																							
Supporting Department: Public Works																							
Non-City Funding Sources:																							
Land Use Plans: Comprehensive Plan; Public Water Access Plan (Not Adopted Yet)																							

			Capital Improvement Program					
Expenditure Schedule	Prior Approved Appropriations	FY2026 Budget	FY2027	FY2028	FY2029	FY2030	FY2031	Total Project Cost
Land Acquisition	-	-	-	-	-	-	-	-
Planning	-	-	-	-	-	-	-	-
Design	-	-	-	-	-	-	-	-
Construction	-	100,000	-	-	-	-	-	100,000
City Overhead	-	5,000	-	-	-	-	-	5,000
Other	-	-	-	-	-	-	-	-
Total	-	105,000	-	-	-	-	-	105,000

			Capital Improvement Program					
Funding Schedule	Prior Approved Appropriations	FY2026 Budget	FY2027	FY2028	FY2029	FY2030	FY2031	Total Project Cost
Bonds	-	105,000	-	-	-	-	-	105,000
Pay-Go	-	-	-	-	-	-	-	-
Grants (Approved)	-	-	-	-	-	-	-	-
Grants (Pending)	-	-	-	-	-	-	-	-
Other - Capital Reserve	-	-	-	-	-	-	-	-
Total	-	105,000	-	-	-	-	-	105,000

O-10-25

AMENDMENTS TO CAPITAL BUDGET

Sponsored by Alderman Savidge

AMENDMENT NO. 36

In Appendix D, insert the revised project sheet for page 94.

This amendment changes the project description for the Wells Cove project.

PASSED

O-10-25

AMENDMENTS TO CAPITAL BUDGET


Sponsored by Alderman Savidge

AMENDMENT NO. 37

In Appendix D, insert the revised project sheet for page 19.

This amendment changes the project description for the Bay Ridge Avenue Bikeway project.

PASSED

Project Title Bay Ridge Avenue Bikeway	Project Number 40066												
Project Description: Bay Ridge Avenue is a critical north-south corridor in Annapolis and is already widely used by bicyclists. However, there are many existing hazards for cyclists including pavement markings that change frequently and bike lanes that end abruptly. The Bay Ridge Avenue Bikeway project is advancing a plan for a separate bike path or dedicated shared use path for bicyclists and pedestrians from the Spa Creek Bridge to Quiet Waters Park. A feasibility study for the project was completed in 2023 through a technical assistance grant from the Baltimore Metropolitan Council and the first phase of the design process will be commencing in FY25 through a grant from the Maryland Department of Transportation's Kim Lamphier Bikeways Program. THIS PROJECT WILL INCLUDE THE ANALYSIS FUNDED IN A PREVIOUS FISCAL YEAR TO LOOK AT THE FEASIBILITY OF CONVERTING THE OLD RAILROAD ROW BETWEEN BAY RIDGE ROAD AND TYLER AVENUE INTO A PEDESTRIAN MULTI-USE PATH.													
Financial Activity: <table style="width: 100%; border-collapse: collapse;"> <thead> <tr> <th></th> <th style="text-align: right;"><u>Expended</u></th> <th style="text-align: right;"><u>Encumbered</u></th> <th style="text-align: right;"><u>Total</u></th> </tr> </thead> <tbody> <tr> <td>January 31, 2024</td> <td style="text-align: right;">\$ -</td> <td style="text-align: right;">\$ -</td> <td style="text-align: right;">\$ -</td> </tr> <tr> <td>January 31, 2025</td> <td style="text-align: right;">\$ -</td> <td style="text-align: right;">\$ 10,000</td> <td style="text-align: right;">\$ 10,000</td> </tr> </tbody> </table> Operational Impact: Maintenance cost negligible, as needed for repair.		<u>Expended</u>	<u>Encumbered</u>	<u>Total</u>	January 31, 2024	\$ -	\$ -	\$ -	January 31, 2025	\$ -	\$ 10,000	\$ 10,000	Changes from Prior Year: Status: No change. Funding: No change. Scope: No change. Timing: Construction is anticipated to begin in FY2026.
	<u>Expended</u>	<u>Encumbered</u>	<u>Total</u>										
January 31, 2024	\$ -	\$ -	\$ -										
January 31, 2025	\$ -	\$ 10,000	\$ 10,000										
Lead Department: Planning and Zoning													
Supporting Department: Public Works													
Non-City Funding Sources: Maryland Department of Transportation Bikeways Grant													
Land Use Plans: Comprehensive Plan, Bicycle Master Plan, Eastport Transportation Study													

Capital Improvement Program								
Expenditure Schedule	Prior Approved Appropriations	FY2026 Budget	FY2027	FY2028	FY2029	FY2030	FY2031	Total Project Cost
Land Acquisition	-	-	-	-	-	-	-	-
Planning	-	-	-	-	-	-	-	-
Design	280,000	-	-	-	-	-	-	280,000
Construction	-	-	-	-	-	-	-	-
City Overhead	21,056	7,100	3,528	-	-	-	-	31,684
Other	-	-	-	-	-	-	-	-
Total	301,056	7,100	3,528	-	-	-	-	311,684

Capital Improvement Program								
Funding Schedule	Prior Approved Appropriations	FY2026 Budget	FY2026	FY2027	FY2028	FY2029	FY2030	Total Project Cost
Bonds	7,056	-	-	-	-	-	-	7,056
Pay-Go	-	-	-	-	-	-	-	-
Grants (Approved)	224,000	-	-	-	-	-	-	224,000
Grants (Pending)	-	-	-	-	-	-	-	-
Other - Capital Reserve	70,000	7,100	3,528	-	-	-	-	80,628
Total	301,056	7,100	3,528	-	-	-	-	311,684

O-10-25

AMENDMENTS TO CAPITAL BUDGET


Sponsored by Alderman Savidge

AMENDMENT NO. 38

In Appendix D, insert the revised project sheet for page 76.

This amendment changes the project description for the Traffic Signal Rehabilitation project.

WITHDRAWN

Project Title Traffic Signal Rehabilitation	Project Number 50018												
Project Description: <p>This project provides for the evaluation, prioritization and construction of citywide traffic signal replacements or repairs. Areas of evaluation include existing signal heads, controllers, poles, and detection equipment. Upgrades may also include camera detection systems, actuated pedestrian signals (APS), coordinated signal timing, and remote access to all controllers for use in emergency operations. BEFORE COSTLY REHABILITATION IS PERFORMED ON TRAFFIC SIGNALS, A NEEDS ASSESSMENT WILL BE PERFORMED TO DETERMINE IF THE SIGNAL IS STILL NEEDED OR CAN BE CONVERTED INTO A SAFER AND MUCH LOWER COST TRAFFIC CIRCLE.</p>													
Financial Activity: <table style="width: 100%; border-collapse: collapse;"> <thead> <tr> <th></th> <th style="text-align: right;"><u>Expended</u></th> <th style="text-align: right;"><u>Encumbered</u></th> <th style="text-align: right;"><u>Total</u></th> </tr> </thead> <tbody> <tr> <td>January 31, 2024</td> <td style="text-align: right;">\$ 1,515,024</td> <td style="text-align: right;">\$ -</td> <td style="text-align: right;">\$ 1,515,024</td> </tr> <tr> <td>January 31, 2025</td> <td style="text-align: right;">\$ 1,682,371</td> <td style="text-align: right;">\$ 133,970</td> <td style="text-align: right;">\$ 1,816,341</td> </tr> </tbody> </table> Operational Impact: Not available at the time of budget presentation. The Department is continuing to research.		<u>Expended</u>	<u>Encumbered</u>	<u>Total</u>	January 31, 2024	\$ 1,515,024	\$ -	\$ 1,515,024	January 31, 2025	\$ 1,682,371	\$ 133,970	\$ 1,816,341	Changes from Prior Year: <p>Status: Contract award for the design of Bay Ridge Avenue and Tyler Avenue is expected in FY2025.</p> <p>Funding: An additional \$623,054 from the Federal Highway Administration Safe Streets For All (FHWA SS4A) grant was received in FY2025.</p> <p>Scope: "Replacement with Circles" was removed from the project title and added to the Traffic Safety Improvements project for evaluation. Remote access to controllers was also added.</p> <p>Timing: Construction of the new signal for Bay Ridge Avenue and Tyler Avenue is anticipated to begin in FY2026.</p>
	<u>Expended</u>	<u>Encumbered</u>	<u>Total</u>										
January 31, 2024	\$ 1,515,024	\$ -	\$ 1,515,024										
January 31, 2025	\$ 1,682,371	\$ 133,970	\$ 1,816,341										
Lead Department: Public Works													
Supporting Department: None													
Non-City Funding Sources: Federal Highway Administration Safe Streets for All (SS4A)													
Land Use Plans: None													

Expenditure Schedule	Capital Improvement Program							Total Project Cost
	Prior Approved Appropriations	FY2026 Budget	FY2027	FY2028	FY2029	FY2030	FY2031	
Land Acquisition	-	-	-	-	-	-	-	-
Planning	100,000	-	-	-	-	-	-	100,000
Design	200,000	50,000	50,000	50,000	50,000	50,000	50,000	500,000
Construction	2,334,700	1,123,054	500,000	500,000	500,000	500,000	500,000	5,957,754
City Overhead	127,415	41,360	34,430	27,500	27,500	27,500	27,500	313,205
Other	-	-	-	-	-	-	-	-
Total	2,762,115	1,214,414	584,430	577,500	577,500	577,500	577,500	6,870,959

Funding Schedule	Capital Improvement Program							Total Project Cost
	Prior Approved Appropriations	FY2026 Budget	FY2027	FY2028	FY2029	FY2030	FY2031	
Bonds	2,312,115	591,360	584,430	577,500	577,500	577,500	577,500	5,797,905
Pay-Go	-	-	-	-	-	-	-	-
Grants (Approved)	-	623,054	-	-	-	-	-	623,054
Grants (Pending)	-	-	-	-	-	-	-	-
Other - Capital Reserve	450,000	-	-	-	-	-	-	450,000
Total	2,762,115	1,214,414	584,430	577,500	577,500	577,500	577,500	6,870,959

O-10-25

AMENDMENTS TO CAPITAL BUDGET


Sponsored by Alderman Savidge

AMENDMENT NO. 39

In Appendix D, insert the revised project sheet for page 102.

This amendment changes the project description for the Department of Transportation Roof Replacement project.

PASSED

Project Title Department of Transportation Roof Replacement	Project Number 73008																		
Project Description: This project is to address the maintenance shop and administration building roofs at the Department of Transportation. A 2021 facility inspection visit by MDOT/MTA determined that both roofs are in need of replacement. The roofs are over 25 years old and have passed their service life. The maintenance building is approximately 4000 sf and the administration building is approximately 5000 sf. Both are flat rubber roofs. AN ASSESSMENT WILL BE DONE TO DETERMINE IF THESE ROOFS CAN ALSO BE RETROFITTED TO INCLUDE GREEN ROOF TECHNOLOGY IN ADDITION TO THE SOLAR PANELS ALREADY LISTED.																			
Financial Activity: <table style="width: 100%; border-collapse: collapse;"> <thead> <tr> <th></th> <th style="text-align: right;"><u>Expended</u></th> <th></th> <th style="text-align: right;"><u>Encumbered</u></th> <th></th> <th style="text-align: right;"><u>Total</u></th> </tr> </thead> <tbody> <tr> <td>January 31, 2024</td> <td style="text-align: right;">\$ -</td> <td>\$</td> <td style="text-align: right;">-</td> <td>\$</td> <td style="text-align: right;">-</td> </tr> <tr> <td>January 31, 2025</td> <td style="text-align: right;">\$ -</td> <td>\$</td> <td style="text-align: right;">-</td> <td>\$</td> <td style="text-align: right;">-</td> </tr> </tbody> </table> Operational Impact: Not available at the time of budget presentation. The Department is continuing to research.		<u>Expended</u>		<u>Encumbered</u>		<u>Total</u>	January 31, 2024	\$ -	\$	-	\$	-	January 31, 2025	\$ -	\$	-	\$	-	Changes from Prior Year: Status: Contract awards are expected to be made in FY2025 with individual task orders issued in late FY2025 or early FY2026. Funding: An MTA grant of \$405,000 was awarded. An additional \$89,250 was requested in FY2026 to complete the project. Scope: The roof will be evaluated for solar panels. Timing: This project is anticipated to begin in FY2026.
	<u>Expended</u>		<u>Encumbered</u>		<u>Total</u>														
January 31, 2024	\$ -	\$	-	\$	-														
January 31, 2025	\$ -	\$	-	\$	-														
Lead Department: Transportation																			
Supporting Department: None																			
Non-City Funding Sources: MDOT MTA - \$405K																			
Land Use Plans: None																			

Capital Improvement Program								
Expenditure Schedule	Prior Approved Appropriations	FY2026 Budget	FY2027	FY2028	FY2029	FY2030	FY2031	Total Project Cost
Land Acquisition	-	-	-	-	-	-	-	-
Planning	-	-	-	-	-	-	-	-
Design	40,000	-	-	-	-	-	-	40,000
Construction	360,000	85,000	-	-	-	-	-	445,000
City Overhead	20,000	4,250	-	-	-	-	-	24,250
Other	-	-	-	-	-	-	-	-
Total	420,000	89,250	-	-	-	-	-	509,250

Capital Improvement Program								
Funding Schedule	Prior Approved Appropriations	FY2026 Budget	FY2027	FY2028	FY2029	FY2030	FY2031	Total Project Cost
Bonds	420,000	(315,750)	-	-	-	-	-	104,250
Pay-Go	-	-	-	-	-	-	-	-
Grants (Approved)	-	405,000	-	-	-	-	-	405,000
Grants (Pending)	-	-	-	-	-	-	-	-
Other - Capital Reserve	-	-	-	-	-	-	-	-
Total	420,000	89,250	-	-	-	-	-	509,250

O-10-25

AMENDMENTS TO CAPITAL BUDGET


Sponsored by Alderman Savidge

AMENDMENT NO. 40

In Appendix D, insert the revised project sheet for page 24.

This amendment changes the project description for the Cedar Park Sidewalks project.

AMENDED

Project Title Cedar Park Sidewalks	Project Number 40022																		
Project Description: This project has two phases. Phase I will install a five foot wide concrete sidewalk along the south side of Cedar Park Road from Windell Avenue to the existing sidewalk near Halsey Road. Phase II will install sidewalk from the Pheonix Academy to Taylor Avenue. THIS PROJECT WILL INCLUDE A COMPLETE STREETS ANALYSIS TO LOOK AT THE FEASIBILITY OF ADDING BIKE LANES, REDUCING LANE WIDTHS, ADA COMPLIANCE, ADJUSTING ON-STREET PARKING, AND ADDING STREET TREES.																			
Financial Activity: <table style="width: 100%; border-collapse: collapse;"> <thead> <tr> <th></th> <th style="text-align: right;"><u>Expended</u></th> <th></th> <th style="text-align: right;"><u>Encumbered</u></th> <th></th> <th style="text-align: right;"><u>Total</u></th> </tr> </thead> <tbody> <tr> <td>January 31, 2024</td> <td style="text-align: right;">\$ 55,434</td> <td>\$ -</td> <td></td> <td>\$ 55,434</td> <td></td> </tr> <tr> <td>January 31, 2025</td> <td style="text-align: right;">\$ 194,573</td> <td>\$ 349,577</td> <td></td> <td>\$ 544,150</td> <td></td> </tr> </tbody> </table> Operational Impact: Maintenance cost negligible, as needed for repair.		<u>Expended</u>		<u>Encumbered</u>		<u>Total</u>	January 31, 2024	\$ 55,434	\$ -		\$ 55,434		January 31, 2025	\$ 194,573	\$ 349,577		\$ 544,150		Changes from Prior Year: Status: Phase I of this project has been completed. Phase II of this project is in the design phase and with procurement. Funding: An additional \$945,000 was requested for Phase II of this project. Scope: The scope was modified to include a sidewalk from the Phoenix Academy to Taylor Avenue. Timing: Construction is anticipated to be completed in FY2028.
	<u>Expended</u>		<u>Encumbered</u>		<u>Total</u>														
January 31, 2024	\$ 55,434	\$ -		\$ 55,434															
January 31, 2025	\$ 194,573	\$ 349,577		\$ 544,150															
Lead Department: Public Works																			
Supporting Department: None																			
Non-City Funding Sources: None																			
Land Use Plans: Comprehensive Plan																			

			Capital Improvement Program					Total Project Cost
Expenditure Schedule	Prior Approved Appropriations	FY2026 Budget	FY2027	FY2028	FY2029	FY2030	FY2031	
Land Acquisition	25,000	-	-	-	-	-	-	25,000
Planning	60,000	-	-	-	-	-	-	60,000
Design	68,000	250,000	-	-	-	-	-	318,000
Construction	503,350	-	450,000	200,000	-	-	-	1,153,350
City Overhead	44,850	12,500	22,500	10,000	-	-	-	89,850
Other	-	-	-	-	-	-	-	-
Total	701,200	262,500	472,500	210,000	-	-	-	1,646,200

			Capital Improvement Program					Total Project Cost
Funding Schedule	Prior Approved Appropriations	FY2026 Budget	FY2027	FY2028	FY2029	FY2030	FY2031	
Bonds	701,200	262,500	472,500	210,000	-	-	-	1,646,200
Pay-Go	-	-	-	-	-	-	-	-
Grants (Approved)	-	-	-	-	-	-	-	-
Grants (Pending)	-	-	-	-	-	-	-	-
Other - Capital Reserve	-	-	-	-	-	-	-	-
Total	701,200	262,500	472,500	210,000	-	-	-	1,646,200

O-10-25

AMENDMENTS TO CAPITAL BUDGET


Sponsored by Alderman Savidge

AMENDMENT NO. 40, AS AMENDED

In Appendix D, insert the revised project sheet for page 24.

This amendment changes the project description for the Cedar Park Sidewalks project.

PASSED

Project Title Cedar Park Sidewalks		Project Number 40022													
Project Description: This project has two phases. Phase I will install a five foot wide concrete sidewalk along the south side of Cedar Park Road from Windell Avenue to the existing sidewalk near Halsey Road. Phase II will install sidewalk from the Pheonix Academy to Taylor Avenue. THIS PROJECT SHOULD CONSIDER A COMPLETE STREETS ANALYSIS TO LOOK AT THE FEASIBILITY OF ADDING BIKE LANES, REDUCING LANE WIDTHS, ADA COMPLIANCE, ADJUSTING ON-STREET PARKING, AND ADDING STREET TREES.															
Financial Activity: <table><tr><td></td><td><u>Expended</u></td><td><u>Encumbered</u></td><td><u>Total</u></td></tr><tr><td>January 31, 2024</td><td>\$ 55,434</td><td>\$ -</td><td>\$ 55,434</td></tr><tr><td>January 31, 2025</td><td>\$ 194,573</td><td>\$ 349,577</td><td>\$ 544,150</td></tr></table>			<u>Expended</u>	<u>Encumbered</u>	<u>Total</u>	January 31, 2024	\$ 55,434	\$ -	\$ 55,434	January 31, 2025	\$ 194,573	\$ 349,577	\$ 544,150	Changes from Prior Year: Status: Phase I of this project has been completed. Phase II of this project is in the design phase and with procurement. Funding: An additional \$945,000 was requested for Phase II of this project. Scope: The scope was modified to include a sidewalk from the Phoenix Academy to Taylor Avenue. Timing: Construction is anticipated to be completed in FY2028.	
	<u>Expended</u>	<u>Encumbered</u>	<u>Total</u>												
January 31, 2024	\$ 55,434	\$ -	\$ 55,434												
January 31, 2025	\$ 194,573	\$ 349,577	\$ 544,150												
Operational Impact: Maintenance cost negligable, as needed for repair.															
Lead Department: Public Works															
Supporting Department: None															
Non-City Funding Sources: None															
Land Use Plans: Comprehensive Plan															

			Capital Improvement Program					Total Project Cost
Expenditure Schedule	Prior Approved Appropriations	FY2026 Budget	FY2027	FY2028	FY2029	FY2030	FY2031	
Land Acquisition	25,000	-	-	-	-	-	-	25,000
Planning	60,000	-	-	-	-	-	-	60,000
Design	68,000	250,000	-	-	-	-	-	318,000
Construction	503,350	-	450,000	200,000	-	-	-	1,153,350
City Overhead	44,850	12,500	22,500	10,000	-	-	-	89,850
Other	-	-	-	-	-	-	-	-
Total	701,200	262,500	472,500	210,000	-	-	-	1,646,200

			Capital Improvement Program					Total Project Cost
Funding Schedule	Prior Approved Appropriations	FY2026 Budget	FY2027	FY2028	FY2029	FY2030	FY2031	
Bonds	701,200	262,500	472,500	210,000	-	-	-	1,646,200
Pay-Go	-	-	-	-	-	-	-	-
Grants (Approved)	-	-	-	-	-	-	-	-
Grants (Pending)	-	-	-	-	-	-	-	-
Other	-	-	-	-	-	-	-	-
Total	701,200	262,500	472,500	210,000	-	-	-	1,646,200

O-10-25

AMENDMENTS TO CAPITAL BUDGET

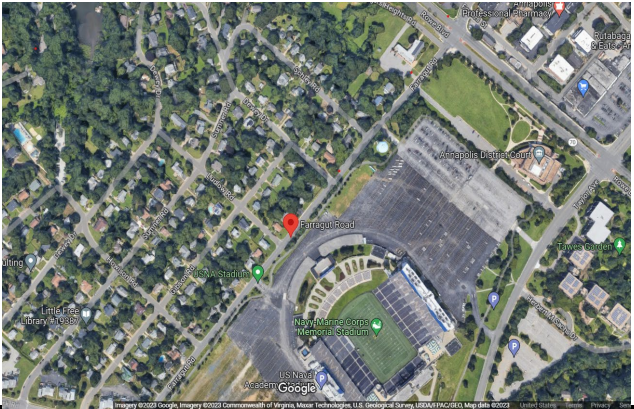
Sponsored by Alderman Savidge

AMENDMENT NO. 41

In Appendix D, insert the revised project sheet for page 42.

This amendment changes the project description for the Farragut Road Sidewalk - Howison Road to Rowe Boulevard project.

AMENDED

Project Title Farragut Road Sidewalk - Howison Road to Rowe Boulevard	Project Number 40065													
Project Description: A new sidewalk will be designed and constructed along Farragut Road between Cedar Park Road and Schley Road. The City will work with the Maryland State Highway Administration, the Naval Academy Athletic Association and the Maryland Department of General Services to improve pedestrian access in the area. THIS PROJECT WILL INCLUDE A COMPLETE STREETS ANALYSIS TO LOOK AT THE FEASIBILITY OF ADDING BIKE LANES, REDUCING LANE WIDTHS, ADA COMPLIANCE, ADJUSTING ON-STREET PARKING, AND ADDING STREET TREES.														
Financial Activity: <table style="width: 100%; border-collapse: collapse;"> <thead> <tr> <th></th> <th style="text-align: right;"><u>Expended</u></th> <th style="text-align: right;"><u>Encumbered</u></th> <th style="text-align: right;"><u>Total</u></th> </tr> </thead> <tbody> <tr> <td>January 31, 2024</td> <td style="text-align: right;">\$ -</td> <td style="text-align: right;">\$ -</td> <td style="text-align: right;">\$ -</td> </tr> <tr> <td>January 31, 2025</td> <td style="text-align: right;">\$ -</td> <td style="text-align: right;">\$ -</td> <td style="text-align: right;">\$ -</td> </tr> </tbody> </table> Operational Impact: Maintenance cost negligible, as needed for repair.			<u>Expended</u>	<u>Encumbered</u>	<u>Total</u>	January 31, 2024	\$ -	\$ -	\$ -	January 31, 2025	\$ -	\$ -	\$ -	Changes from Prior Year: Status: This project is in the procurement phase. Funding: An additional \$735,000 was requested in FY2026 due to an updated scope. Scope: A sidewalk connection from Cedar Park Road to Schley Road was added. Timing: Sidewalk construction is anticipated to be completed in FY2028.
	<u>Expended</u>	<u>Encumbered</u>	<u>Total</u>											
January 31, 2024	\$ -	\$ -	\$ -											
January 31, 2025	\$ -	\$ -	\$ -											
Lead Department: Public Works Supporting Department: None														
Non-City Funding Sources: None														
Land Use Plans: None														

Capital Improvement Program								
Expenditure Schedule	Prior Approved Appropriations	FY2026 Budget	FY2027	FY2028	FY2029	FY2030	FY2031	Total Project Cost
Land Acquisition	-	-	-	-	-	-	-	-
Planning	-	-	-	-	-	-	-	-
Design	5,000	150,000	-	-	-	-	-	155,000
Construction	70,000	-	550,000	-	-	-	-	620,000
City Overhead	3,750	7,500	27,500	-	-	-	-	38,750
Other	-	-	-	-	-	-	-	-
Total	78,750	157,500	577,500	-	-	-	-	813,750

Capital Improvement Program								
Funding Schedule	Prior Approved Appropriations	FY2026 Budget	FY2027	FY2028	FY2029	FY2030	FY2031	Total Project Cost
Bonds	78,750	157,500	577,500	-	-	-	-	813,750
Pay-Go	-	-	-	-	-	-	-	-
Grants (Approved)	-	-	-	-	-	-	-	-
Grants (Pending)	-	-	-	-	-	-	-	-
Other - Capital Reserve	-	-	-	-	-	-	-	-
Total	78,750	157,500	577,500	-	-	-	-	813,750

O-10-25

AMENDMENTS TO CAPITAL BUDGET

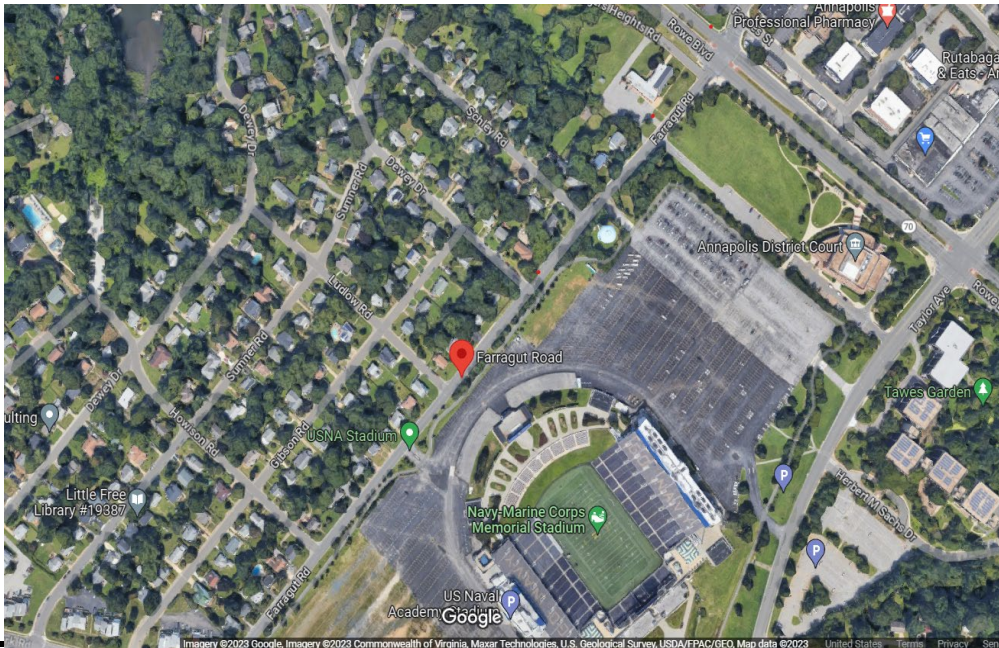
Sponsored by Alderman Savidge

AMENDMENT NO. 41, AS AMENDED

In Appendix D, insert the revised project sheet for page 42.

This amendment changes the project description for the Farragut Road Sidewalk - Howison Road to Rowe Boulevard project.

PASSED

Project Title Farragut Road Sidewalk - Howison Road to Rowe Boulevard		Project Number 40065													
Project Description: A new sidewalk will be designed and constructed along Farragut Road between Cedar Park Road and Schley Road. The City will work with the Maryland State Highway Administration, the Naval Academy Athletic Association and the Maryland Department of General Services to improve pedestrian access in the area. THIS PROJECT SHOULD CONSIDER A COMPLETE STREETS ANALYSIS TO LOOK AT THE FEASIBILITY OF ADDING BIKE LANES, REDUCING LANE WIDTHS, ADA COMPLIANCE, ADJUSTING ON-STREET PARKING, AND ADDING STREET TREES.															
Financial Activity: <table><tr><th></th><th><u>Expended</u></th><th><u>Encumbered</u></th><th><u>Total</u></th></tr><tr><td>January 31, 2024</td><td>\$ -</td><td>\$ -</td><td>\$ -</td></tr><tr><td>January 31, 2025</td><td>\$ -</td><td>\$ -</td><td>\$ -</td></tr></table>			<u>Expended</u>	<u>Encumbered</u>	<u>Total</u>	January 31, 2024	\$ -	\$ -	\$ -	January 31, 2025	\$ -	\$ -	\$ -	Changes from Prior Year: Status: This project is in the procurement phase. Funding: An additional \$735,000 was requested in FY2026 due to an updated scope. Scope: A sidewalk connection from Cedar Park Road to Schley Road was added. Timing: Sidewalk construction is anticipated to be completed in FY2028.	
	<u>Expended</u>	<u>Encumbered</u>	<u>Total</u>												
January 31, 2024	\$ -	\$ -	\$ -												
January 31, 2025	\$ -	\$ -	\$ -												
Operational Impact: Maintenance cost negligible, as needed for repair.															
Lead Department: Public Works															
Supporting Department: None															
Non-City Funding Sources: None															
Land Use Plans: None															

			Capital Improvement Program					Total Project Cost
Expenditure Schedule	Prior Approved Appropriations	FY2026 Budget	FY2027	FY2028	FY2029	FY2030	FY2031	
Land Acquisition	-	-	-	-	-	-	-	-
Planning	-	-	-	-	-	-	-	-
Design	5,000	150,000	-	-	-	-	-	155,000
Construction	70,000	-	550,000	-	-	-	-	620,000
City Overhead	3,750	7,500	27,500	-	-	-	-	38,750
Other	-	-	-	-	-	-	-	-
Total	78,750	157,500	577,500	-	-	-	-	813,750

			Capital Improvement Program					Total Project Cost
Funding Schedule	Prior Approved Appropriations	FY2026 Budget	FY2027	FY2028	FY2029	FY2030	FY2031	
Bonds	78,750	157,500	577,500	-	-	-	-	813,750
Pay-Go	-	-	-	-	-	-	-	-
Grants (Approved)	-	-	-	-	-	-	-	-
Grants (Pending)	-	-	-	-	-	-	-	-
Other - Capital Reserve	-	-	-	-	-	-	-	-
Total	78,750	157,500	577,500	-	-	-	-	813,750

O-10-25

AMENDMENTS TO CAPITAL BUDGET


Sponsored by Alderman Savidge

AMENDMENT NO. 42

In Appendix D, insert the revised project sheet for page 48.

This amendment changes the project description for the General Sidewalks project.

PASSED

Project Title General Sidewalks		Project Number 40010/40015/40017/40019																					
Project Description: <p>This project repairs City sidewalk. The ongoing repair program is based on a comprehensive citywide sidewalk condition assessment. Sidewalks are inspected for cracking, faulting, and scaling. Based upon this assessment, a list of priorities for repair and reconstruction is developed each year, taking into account the sidewalk's condition and the importance of its location to citywide pedestrian traffic. NEW AND REPLACEMENT CURBS 250' ADJACENT TO A RESOURCE CONSERVATION AREA OR WITHIN THE CRITICAL AREA, MAY NEED TO COMPLY WITH CITY CODE 14.01.020 THAT REQUIRES TURTLE-FRIENDLY CURBING IN CERTAIN SCENARIOS</p>																							
Financial Activity: <table><thead><tr><th></th><th><u>Expended</u></th><th><u>Encumbered</u></th><th><u>Total</u></th></tr></thead><tbody><tr><td>January 31, 2024</td><td>\$ 2,296,798</td><td>\$ -</td><td>\$ 2,296,798</td></tr><tr><td>January 31, 2025</td><td>\$ 2,129,431</td><td>\$ 153,033</td><td>\$ 2,282,465</td></tr></tbody></table>			<u>Expended</u>	<u>Encumbered</u>	<u>Total</u>	January 31, 2024	\$ 2,296,798	\$ -	\$ 2,296,798	January 31, 2025	\$ 2,129,431	\$ 153,033	\$ 2,282,465	Changes from Prior Year: <table><tbody><tr><td>Status:</td><td>Sidewalk repairs are continuous.</td></tr><tr><td>Funding:</td><td>No change to annual funding</td></tr><tr><td>Scope:</td><td>No change.</td></tr><tr><td>Timing:</td><td>No delays.</td></tr></tbody></table>		Status:	Sidewalk repairs are continuous.	Funding:	No change to annual funding	Scope:	No change.	Timing:	No delays.
	<u>Expended</u>	<u>Encumbered</u>	<u>Total</u>																				
January 31, 2024	\$ 2,296,798	\$ -	\$ 2,296,798																				
January 31, 2025	\$ 2,129,431	\$ 153,033	\$ 2,282,465																				
Status:	Sidewalk repairs are continuous.																						
Funding:	No change to annual funding																						
Scope:	No change.																						
Timing:	No delays.																						
Lead Department: Public Works																							
Supporting Department: None																							
Non-City Funding Sources: None																							
Land Use Plans: Comprehensive Plan, Stewardship Goals, and Infrastructure Goals																							

O-10-25

AMENDMENTS TO OPERATING BUDGET

Sponsored by Alderman Savidge

AMENDMENT NO. 43

In Appendix A, in line 35, strike “208,200”, and substitute “308,200”.

In Appendix C, in line 15, strike “3,089,300”, and substitute “3,189,300”.

This amendment adds \$100,000 to the Office of the City Manager to support homeowners of the Carr’s Beach annexation using the reserve for one-time uses. Funding for this effort was approved in FY2025 using the reserve for one-time uses; however, \$23,000 was transferred to cover additional expenses for the Federal Lobbyist and \$77,000 was not spent.

PASSED

O-10-25

AMENDMENTS TO CAPITAL BUDGET


Sponsored by Alderman Savidge

AMENDMENT NO. 44

In Appendix D, insert the revised project sheet for page 71.

This amendment changes the project description and modifies the changes from prior year section for the Stanton Center Renovations project.

AMENDED

Project Title Stanton Center Renovations		Project Number 40037													
Project Description: A facility condition assessment was completed and concluded that the Stanton Center needed significant exterior and interior repairs to address code compliance issues. Renovations include repair to HVAC, mechanical, plumbing, and electrical. Interior repair includes corridors, restrooms, ceilings, floors, lighting, doors and finishes. Exterior repair includes brick facade and roofing repairs. Also included is the purchase and installation of lockers for the homeless in the community during the winter season. THIS PROJECT SHALL NOT INCLUDE OR FUND ANY E-SPORTS ARENA, AND WILL PRIORITIZE ADDRESSING DEFICIENCIES IDENTIFIED IN THE FACILITY CONDITION ASSESSMENT.															
Financial Activity: <table> <tr> <th></th><th><u>Expended</u></th><th><u>Encumbered</u></th><th><u>Total</u></th></tr> <tr> <td>January 31, 2024</td><td>\$ 40,775</td><td>\$ -</td><td>\$ 40,775</td></tr> <tr> <td>January 31, 2025</td><td>\$ 90,301</td><td>\$ 144,161</td><td>\$ 234,462</td></tr> </table> Operational Impact: Indeterminate			<u>Expended</u>	<u>Encumbered</u>	<u>Total</u>	January 31, 2024	\$ 40,775	\$ -	\$ 40,775	January 31, 2025	\$ 90,301	\$ 144,161	\$ 234,462	Changes from Prior Year: Status: This project is in the design phase. Funding: FY26, an additional \$50k was requested to complete the Esports arena/gym. IN FY26, THE WORK PRIORITIZED FOR COMPLETION WILL INCLUDE ADDRESSING THE \$1.4M IN IDENTIFIED NEEDED WORK IN THE "STANTON FACILITY CONDITION ASSESSMENT" INCLUDING THE teaching kitchen, spectator area. In FY27, the City is seeking a \$6M grant for a Computer lab, robotics/innovation lab, barrier breaking exercise room, lending lab, Teen lounge, sound studio, Senior room, two story extension, rooftop playground, sensory and community garden. Scope: This project adds a green roof top playground, new esports gymnasium , teen lounge, and sound studio innovation lab. Timing: This project will be complete in FY2028.	
	<u>Expended</u>	<u>Encumbered</u>	<u>Total</u>												
January 31, 2024	\$ 40,775	\$ -	\$ 40,775												
January 31, 2025	\$ 90,301	\$ 144,161	\$ 234,462												
Lead Department: Recreation and Parks															
Supporting Department: Central Services															
Non-City Funding Sources: FY2021 \$600,000 State Grant for Design and Construction, FY2023 \$600,000 State Grant for Design and Construction															
Land Use Plans: Comprehensive Plan, Stewardship Goals															

Expenditure Schedule	Capital Improvement Program							Total Project Cost
	Prior Approved Appropriations	FY2026 Budget	FY2027	FY2028	FY2029	FY2030	FY2031	
Land Acquisition	-	-	-	-	-	-	-	-
Planning	-	-	-	-	-	-	-	-
Design	106,000	-	-	-	-	-	-	106,000
Construction	2,587,000	1,547,619	6,000,000	-	-	-	-	10,134,619
City Overhead	135,000	77,381	300,000	-	-	-	-	512,381
Other	-	-	-	-	-	-	-	-
Total	2,828,000	1,625,000	6,300,000	-	-	-	-	10,753,000

Funding Schedule	Capital Improvement Program							Total Project Cost
	Prior Approved Appropriations	FY2026 Budget	FY2027	FY2028	FY2029	FY2030	FY2031	
Bonds	1,575,000	1,625,000	-	-	-	-	-	3,200,000
Pay-Go	-	-	-	-	-	-	-	-
Grants (Approved)	1,200,000	-	-	-	-	-	-	1,200,000
Grants (Pending)	-	-	6,000,000	-	-	-	-	6,000,000
Other - Capital Reserve	53,000	-	300,000	-	-	-	-	353,000
Total	2,828,000	1,625,000	6,300,000	-	-	-	-	10,753,000

O-10-25

AMENDMENTS TO CAPITAL BUDGET

Sponsored by Alderman Savidge


AMENDMENT NO. 44, AS AMENDED

In Appendix D, insert the revised project sheet for page 71.

This amendment changes the project description and modifies the changes from prior year section for the Stanton Center Renovations project.

PASSED

AS AMENDED

Project Title Stanton Center Renovations		Project Number 40037													
Project Description: A facility condition assessment was completed and concluded that the Stanton Center needed significant exterior and interior repairs to address code compliance issues. Renovations include repair to HVAC, mechanical, plumbing, and electrical. Interior repair includes corridors, restrooms, ceilings, floors, lighting, doors and finishes. Exterior repair includes brick facade and roofing repairs. Also included is the purchase and installation of lockers for the homeless in the community during the winter season. PHASE 1 SHOULD INCLUDE SPENDING STATE GRANT FUNDS ON FACILITY IMPROVEMENTS IDENTIFIED IN THE FACILITY CONDITION ASSESSMENT.															
Financial Activity: <table><thead><tr><th></th><th><u>Expended</u></th><th><u>Encumbered</u></th><th><u>Total</u></th></tr></thead><tbody><tr><td>January 31, 2024</td><td>\$ 40,775</td><td>\$ -</td><td>\$ 40,775</td></tr><tr><td>January 31, 2025</td><td>\$ 90,301</td><td>\$ 144,161</td><td>\$ 234,462</td></tr></tbody></table> Operational Impact: Indeterminate			<u>Expended</u>	<u>Encumbered</u>	<u>Total</u>	January 31, 2024	\$ 40,775	\$ -	\$ 40,775	January 31, 2025	\$ 90,301	\$ 144,161	\$ 234,462	Changes from Prior Year: Status: This project is in the design phase. Funding: In FY26, an additional \$50k was requested to complete the Esports arena/ gym, teaching kitchen, spectator area. IN FY26, THE WORK PRIORITIZED FOR COMPLETION WILL INCLUDE ADDRESSING THE \$1.4M IN IDENTIFIED NEEDED WORK IN THE "STANTON FACILITY CONDITION ASSESSMENT" INCLUDING THE teaching kitchen and spectator area. In FY27, the City is seeking a \$6M grant for a Computer lab, robotics/innovation lab, barrier breaking exercise room, lending lab, Teen lounge, sound studio, Senior room, two story extension, rooftop playground, sensory and community garden. Scope: This project adds a green roof top playground, new esports gymnasium, teen lounge, and sound studio innovation lab. Timing: This project will be complete in FY2028.	
	<u>Expended</u>	<u>Encumbered</u>	<u>Total</u>												
January 31, 2024	\$ 40,775	\$ -	\$ 40,775												
January 31, 2025	\$ 90,301	\$ 144,161	\$ 234,462												
Lead Department: Recreation and Parks															
Supporting Department: Central Services															
Non-City Funding Sources: FY2021 \$600,000 State Grant for Design and Construction, FY2023 \$600,000 State Grant for Design and Construction															
Land Use Plans: Comprehensive Plan, Stewardship Goals															

			Capital Improvement Program					Total Project Cost
Expenditure Schedule	Prior Approved Appropriations	FY2026 Budget	FY2027	FY2028	FY2029	FY2030	FY2031	
Land Acquisition	-	-	-	-	-	-	-	-
Planning	-	-	-	-	-	-	-	-
Design	106,000	-	-	-	-	-	-	106,000
Construction	2,587,000	1,547,619	6,000,000	-	-	-	-	10,134,619
City Overhead	135,000	77,381	300,000	-	-	-	-	512,381
Other	-	-	-	-	-	-	-	-
Total	2,828,000	1,625,000	6,300,000	-	-	-	-	10,753,000

			Capital Improvement Program					Total Project Cost
Funding Schedule	Prior Approved Appropriations	FY2026 Budget	FY2027	FY2028	FY2029	FY2030	FY2031	
Bonds	1,575,000	1,625,000	-	-	-	-	-	3,200,000
Pay-Go	-	-	-	-	-	-	-	-
Grants (Approved)	1,200,000	-	-	-	-	-	-	1,200,000
Grants (Pending)	-	-	6,000,000	-	-	-	-	6,000,000
Other - Capital Reserve	53,000	-	300,000	-	-	-	-	353,000
Total	2,828,000	1,625,000	6,300,000	-	-	-	-	10,753,000

O-10-25

AMENDMENTS TO OPERATING BUDGET

Sponsored by Alderman Savidge

AMENDMENT NO. 45

On page 4, line 15 strike “333,300”, and substitute “433,300”; and

In Appendix C, in line 15, strike “3,089,300”, and substitute “3,189,300”.

This amendment adds \$100,000 to the Transportation Department to fund a study with the County to perform a transit analysis to determine short range and long range goals and potential transit improvements to increase ridership and reduce car reliance along the Forest Dr corridor using the reserve for one-time uses.

PASSED

O-10-25

AMENDMENTS TO CAPITAL BUDGET

Sponsored by Alderman Arnett

AMENDMENT NO. 46

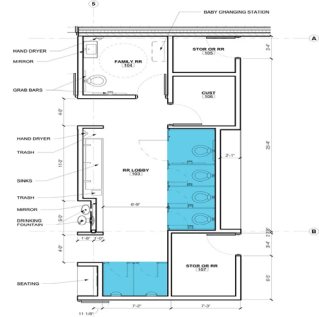
On page 6, after line 9, insert “Downtown Circulation Improvement” and “\$300,000”; and

In Appendix D, insert the attached project sheet after page 37.

This amendment adds a new project, funded by a decrease in cost for the Pip Moyer Restroom upgrade project by \$100,000, and the Traffic Signal Rehabilitation project by \$200,000. The total cost of this new project is \$300,000.


Amendment 24, cuts \$100k from the Pip Moyer restroom renovation project and \$200k from the Traffic Signal Rehabilitation project. This amendment duplicates those cuts if both amendments are passed.

AMENDED

Project Title Pip Moyer Restroom Upgrade		Project Number New													
Project Description: This project will renovate and convert the existing exterior and interior restrooms into gender-neutral single private stall restrooms.															
Financial Activity:		Changes from Prior Year:													
	<table border="1" style="margin: auto;"> <thead> <tr> <th></th> <th style="text-align: right;">Expended</th> <th style="text-align: right;">Encumbered</th> <th style="text-align: right;">Total</th> </tr> </thead> <tbody> <tr> <td>January 31, 2024</td> <td style="text-align: right;">\$ -</td> <td style="text-align: right;">\$ -</td> <td style="text-align: right;">\$ -</td> </tr> <tr> <td>January 31, 2025</td> <td style="text-align: right;">\$ -</td> <td style="text-align: right;">\$ -</td> <td style="text-align: right;">\$ -</td> </tr> </tbody> </table>		Expended	Encumbered	Total	January 31, 2024	\$ -	\$ -	\$ -	January 31, 2025	\$ -	\$ -	\$ -	Status: N/A Funding: N/A Scope: This project only has funding for 3 years Timing: N/A	
	Expended	Encumbered	Total												
January 31, 2024	\$ -	\$ -	\$ -												
January 31, 2025	\$ -	\$ -	\$ -												
Operational Impact: Not available at the time of budget presentation. The Department is continuing to research.															
Lead Department: Recreation and Parks															
Supporting Department: None															
Non-City Funding Sources:															
Land Use Plans: None															


Capital Improvement Program								
Expenditure Schedule	Prior Approved Appropriations	FY2026 Budget	FY2027	FY2028	FY2029	FY2030	FY2031	Total Project Cost
Land Acquisition	-	-	-	-	-	-	-	-
Planning	-	-	-	-	-	-	-	-
Design	-	25,000	-	-	-	-	-	25,000
Construction	-	150,000	-	-	-	-	-	150,000
City Overhead	-	13,750	-	-	-	-	-	13,750
Other	-	-	-	-	-	-	-	-
Total	-	188,750	-	-	-	-	-	188,750

Capital Improvement Program								
Funding Schedule	Prior Approved Appropriations	FY2026 Budget	FY2027	FY2028	FY2029	FY2030	FY2031	Total Project Cost
Bonds	-	188,750	-	-	-	-	-	188,750
Pay-Go	-	-	-	-	-	-	-	-
Grants (Approved)	-	-	-	-	-	-	-	-
Grants (Pending)	-	-	-	-	-	-	-	-
Other - Capital Reserve	-	-	-	-	-	-	-	-
Total	-	188,750	-	-	-	-	-	188,750

Project Title Traffic Signal Rehabilitation	Project Number 50018												
Project Description: <p>This project provides for the evaluation, prioritization and construction of citywide traffic signal replacements or repairs. Areas of evaluation include existing signal heads, controllers, poles, and detection equipment. Upgrades may also include camera detection systems, actuated pedestrian signals (APS), coordinated signal timing, and remote access to all controllers for use in emergency operations.</p>													
Financial Activity: <table style="width: 100%; border-collapse: collapse;"> <thead> <tr> <th></th> <th style="text-align: right;"><u>Expended</u></th> <th style="text-align: right;"><u>Encumbered</u></th> <th style="text-align: right;"><u>Total</u></th> </tr> </thead> <tbody> <tr> <td>January 31, 2024</td> <td style="text-align: right;">\$ 1,515,024</td> <td style="text-align: right;">\$ -</td> <td style="text-align: right;">\$ 1,515,024</td> </tr> <tr> <td>January 31, 2025</td> <td style="text-align: right;">\$ 1,682,371</td> <td style="text-align: right;">\$ 133,970</td> <td style="text-align: right;">\$ 1,816,341</td> </tr> </tbody> </table> Operational Impact: Not available at the time of budget presentation. The Department is continuing to research.		<u>Expended</u>	<u>Encumbered</u>	<u>Total</u>	January 31, 2024	\$ 1,515,024	\$ -	\$ 1,515,024	January 31, 2025	\$ 1,682,371	\$ 133,970	\$ 1,816,341	Changes from Prior Year: Status: Contract award for the design of Bay Ridge Avenue and Tyler Avenue is expected in FY2025. Funding: This project only has funding for design. Scope: "Replacement with Circles" was removed from the project title and added to the Traffic Safety Improvements project for evaluation. Remote access to controllers was also added. Timing: Construction of the new signal for Bay Ridge Avenue and Tyler Avenue is anticipated to begin in FY2026.
	<u>Expended</u>	<u>Encumbered</u>	<u>Total</u>										
January 31, 2024	\$ 1,515,024	\$ -	\$ 1,515,024										
January 31, 2025	\$ 1,682,371	\$ 133,970	\$ 1,816,341										
Lead Department: Public Works													
Supporting Department: None													
Non-City Funding Sources: Federal Highway Administration Safe Streets for All (SS4A)													
Land Use Plans: None													

			Capital Improvement Program					Total Project Cost
Expenditure Schedule	Prior Approved Appropriations	FY2026 Budget	FY2027	FY2028	FY2029	FY2030	FY2031	
Land Acquisition	-	-	-	-	-	-	-	-
Planning	100,000	-	-	-	-	-	-	100,000
Design	200,000	50,000	50,000	50,000	50,000	50,000	50,000	500,000
Construction	2,334,700	923,054	500,000	500,000	500,000	500,000	500,000	5,757,754
City Overhead	127,415	41,360	34,430	27,500	27,500	27,500	27,500	313,205
Other	-	-	-	-	-	-	-	-
Total	2,762,115	1,014,414	584,430	577,500	577,500	577,500	577,500	6,670,959

			Capital Improvement Program					Total Project Cost
Funding Schedule	Prior Approved Appropriations	FY2026 Budget	FY2027	FY2028	FY2029	FY2030	FY2031	
Bonds	2,312,115	391,360	584,430	577,500	577,500	577,500	577,500	5,597,905
Pay-Go	-	-	-	-	-	-	-	-
Grants (Approved)	-	623,054	-	-	-	-	-	623,054
Grants (Pending)	-	-	-	-	-	-	-	-
Other - Capital Reserve	450,000	-	-	-	-	-	-	450,000
Total	2,762,115	1,014,414	584,430	577,500	577,500	577,500	577,500	6,670,959

Project Title Downtown Circulation Improvement		Project Number NEW													
Project Description: Project will design traffic circulation improvements for Main Street, Church Circle, and Duke of Gloucester Street. This is a follow-on design stemming from the Main Street Reversal Study conducted during fiscal year 2025. Project goals include mitigation of congestion, improved mobility and safety for all modes of travel, and alignment with downtown economic goals. Design work will also help advance citywide goals from the Annapolis Ahead 2040 Comprehensive Plan which include the advancement of Complete Streets, improved connectivity, and sustainable infrastructure investments in the Historic District. While reviewing any potential modifications of the existing curb line or sidewalks, consideration will also be given to removing on-street parking, adding a bike lane, and/or adding dedicated space for transit. This project will install automatically deployable bollards at either side of Main Street and Inner West to protect pedestrians against vehicles. This will include preserving a potential right-of-way for transit expansion. This project is to be completed before the City starts construction on the Main Street rebricking project.															
Financial Activity: <table border="1"> <thead> <tr> <th></th> <th><u>Expended</u></th> <th><u>Encumbered</u></th> <th><u>Total</u></th> </tr> </thead> <tbody> <tr> <td>January 31, 2024</td> <td>\$ -</td> <td>\$ -</td> <td>\$ -</td> </tr> <tr> <td>January 31, 2025</td> <td>\$ -</td> <td>\$ -</td> <td>\$ -</td> </tr> </tbody> </table> Operational Impact: Indeterminate			<u>Expended</u>	<u>Encumbered</u>	<u>Total</u>	January 31, 2024	\$ -	\$ -	\$ -	January 31, 2025	\$ -	\$ -	\$ -	Changes from Prior Year: Status: N/A Funding: This project only has funding for design. Scope: N/A Timing: N/A	
	<u>Expended</u>	<u>Encumbered</u>	<u>Total</u>												
January 31, 2024	\$ -	\$ -	\$ -												
January 31, 2025	\$ -	\$ -	\$ -												
Lead Department: Public Works															
Supporting Department: None															
Non-City Funding Sources: None															
Land Use Plans: Bicycle Master Plan															

Capital Improvement Program								
Expenditure Schedule	Prior Approved Appropriations	FY2026 Budget	FY2027	FY2028	FY2029	FY2030	FY2031	Total Project Cost
Land Acquisition	-	-	-	-	-	-	-	-
Planning	-	-	-	-	-	-	-	-
Design	-	286,000	214,286	-	-	-	-	500,286
Construction	-	-	-	-	-	-	-	-
City Overhead	-	14,000	10,714	-	-	-	-	24,714
Other	-	-	-	-	-	-	-	-
Total	-	300,000	225,000	-	-	-	-	525,000

Capital Improvement Program								
Funding Schedule	Prior Approved Appropriations	FY2026 Budget	FY2027	FY2028	FY2029	FY2030	FY2031	Total Project Cost
Bonds	-	286,000	112,500	-	-	-	-	398,500
Pay-Go	-	-	-	-	-	-	-	-
Grants (Approved)	-	-	-	-	-	-	-	-
Grants (Pending)	-	-	-	-	-	-	-	-
Other - Capital Reserve	-	14,000	112,500	-	-	-	-	126,500
Total	-	300,000	225,000	-	-	-	-	525,000

O-10-25

AMENDMENTS TO CAPITAL BUDGET

Sponsored by Alderman Arnett

AMENDMENT NO. 46, AS AMENDED


On page 6, after line 9, insert “Downtown Circulation Improvement” and “~~\$300,000~~” “525,000”;
and

In Appendix D, insert the attached project sheet after page 37.

This amendment adds a new project, funded by a decrease in cost for the Pip Moyer Restroom upgrade project by \$100,000, and the Traffic Signal Rehabilitation project by \$200,000. The total cost of this new project is \$300,000, with \$525,000 of bonds.

Amendment 24, cuts \$100k from the Pip Moyer restroom renovation project and \$200k from the Traffic Signal Rehabilitation project. This amendment duplicates those cuts if both amendments are passed.

PASSED

Project Title Downtown Circulation Improvement		Project Number NEW													
Project Description: Project will design traffic circulation improvements for Main Street, Church Circle, and Duke of Gloucester Street. This is a follow-on design stemming from the Main Street Reversal Study conducted during fiscal year 2025. Project goals include mitigation of congestion, improved mobility and safety for all modes of travel, and alignment with downtown economic goals. Design work will also help advance citywide goals from the Annapolis Ahead 2040 Comprehensive Plan which include the advancement of Complete Streets, improved connectivity, and sustainable infrastructure investments in the Historic District. While reviewing any potential modifications of the existing curb line or sidewalks, consideration will also be given to removing on-street parking, adding a bike lane, and/or adding dedicated space for transit. This project will install automatically deployable bollards at either side of Main Street and Inner West to protect pedestrians against vehicles. This will include preserving a potential right-of-way for transit expansion. This project is to be completed before the City starts construction on the Main Street rebricking project.															
Financial Activity: <table><thead><tr><th></th><th><u>Expended</u></th><th><u>Encumbered</u></th><th><u>Total</u></th></tr></thead><tbody><tr><td>January 31, 2024</td><td>\$ -</td><td>\$ -</td><td>\$ -</td></tr><tr><td>January 31, 2025</td><td>\$ -</td><td>\$ -</td><td>\$ -</td></tr></tbody></table> Operational Impact: Indeterminate			<u>Expended</u>	<u>Encumbered</u>	<u>Total</u>	January 31, 2024	\$ -	\$ -	\$ -	January 31, 2025	\$ -	\$ -	\$ -	Changes from Prior Year: Status: N/A Funding: This project only has funding for design. Scope: N/A Timing: N/A	
	<u>Expended</u>	<u>Encumbered</u>	<u>Total</u>												
January 31, 2024	\$ -	\$ -	\$ -												
January 31, 2025	\$ -	\$ -	\$ -												
Lead Department: Public Works															
Supporting Department: None															
Non-City Funding Sources: None															
Land Use Plans: Bicycle Master Plan															

			Capital Improvement Program					Total Project Cost
Expenditure Schedule	Prior Approved Appropriations	FY2026 Budget	FY2027	FY2028	FY2029	FY2030	FY2031	
Land Acquisition	-	-	-	-	-	-	-	-
Planning	-	-	-	-	-	-	-	-
Design	-	500,000	-	-	-	-	-	500,000
Construction	-	-	-	-	-	-	-	-
City Overhead	-	25,000	-	-	-	-	-	25,000
Other	-	-	-	-	-	-	-	-
Total	-	525,000	-	-	-	-	-	525,000

			Capital Improvement Program					Total Project Cost
Funding Schedule	Prior Approved Appropriations	FY2026 Budget	FY2027	FY2028	FY2029	FY2030	FY2031	
Bonds	-	525,000	-	-	-	-	-	525,000
Pay-Go	-	-	-	-	-	-	-	-
Grants (Approved)	-	-	-	-	-	-	-	-
Grants (Pending)	-	-	-	-	-	-	-	-
Other - Capital Reserve	-	-	-	-	-	-	-	-
Total	-	525,000	-	-	-	-	-	525,000

APPENDIX E
CITY OF ANNAPOLIS COMMUNITY GRANT FUNDING FY2026

The FY2026 Community Grant Applications have been organized into the service categories outlined in the City Code §6.16.060(b), with subcategories added in some instances, to aid the reader in quickly identifying the purpose of the program.

CATEGORY 1				
(Numbering of categories is not an indication of ranking)				
Organizations provide services that sustain and empower youth, families, and individuals to move towards an improved quality of life and sustainability.				
Organization	FY2025 Adopted	FY2026 Grant Request	FY2026 Committee Recommendation	FY2026 Alderman Gay AM 47
Food Programs for Children/Youth				
Anne Arundel County Food Bank, Inc.	\$ 5,000	\$ 46,950	\$ 15,000	\$ 15,000
Heritage Baptist Church (Backpack Buddies)	5,000	7,000	7,000	7,000
Heritage Baptist Church Food Pantry	-	5,000	5,000	5,000
Education Programs for Children/Youth				
Annapolis All-Stars II, Inc.	\$ 17,000	\$ 56,250	\$ 17,000	\$ 17,000
Annapolis Area Imagination Library	6,000	20,000	8,000	8,000
Annapolis & Anne Arundel Scholarship Trust	9,000	-	-	-
Annapolis Kappa Scholarship Fund, Inc.	5,000	30,000	5,000	5,000
Annapolis Pride	7,000	30,000	7,000	7,000
Anne Arundel County Public Library Foundation	2,000	-	-	-
Anne Arundel County Literacy Council, Inc.	2,000	4,000	4,000	4,000
Annapolis H20 4 Life	12,000	40,000	19,000	19,000
Boys and Girls Club of Annapolis & AACo	8,000	28,022	8,000	8,000
Charting Careers	13,000	40,000	15,000	15,000
Chesapeake Children's Museum	-	20,000	2,000	2,000
Compass Rose Studio Theatre	2,500	25,000	4,000	4,000
Good Vibes Only (GVO) Back to School Drive	5,000	-	-	10,000
Seeds 4 Success	12,000	26,000	12,000	12,000
Street Cred Education Consultants, Inc.	2,000	-	-	-
Start the Adventure in Reading (STAIR)	10,000	15,000	10,000	10,000
Superior Future	6,600	8,500	6,600	6,600
Tennis Alliance of Anne Arundel County	5,000	5,000	5,000	5,000
The Live Water Foundation	14,000	16,340	14,000	14,000
World Class Grads	-	28,000	-	-
Homelessness/Addiction Programs				
Anne Arundel County CASA	\$ 2,000	\$ 10,000	\$ 2,000	\$ 2,000
Anne Arundel County Department of Social Services	-	32,675	20,000	20,000
Blessed in Tech Ministries, Inc.	4,000	15,000	8,000	8,000
He Opens Paths to Everyone (HOPE for All)	7,000	12,000	10,000	10,000
The Light House Shelter	20,000	40,000	20,000	20,000
Serenity Sistas	9,000	34,580	9,000	9,000
Street Angel Project	5,750	-	-	-
We Care and Friends	17,000	39,100	17,000	14,000

APPENDIX E
CITY OF ANNAPOLIS COMMUNITY GRANT FUNDING FY2026

Organization	FY2025 Adopted	FY2026 Grant Request	FY2026 Committee Recommendation	FY2026 Alderman Gay AM 47
Education Programs for Adults				
Co-op Arundel	\$ 10,000	\$ -	\$ -	\$ -
OIC of Anne Arundel County	19,000	60,000	25,000	25,000
Services for Youth and Adults				
Annapolis Maritime Museum	\$ 9,000	\$ 31,810	\$ 9,000	\$ 9,000
Assistance League of the Chesapeake, Inc.	3,000	11,000	5,000	5,000
Maryland Therapeutic Riding	3,000	15,000	3,000	3,000
Newtowne Community Development Corporation	5,000	22,669	5,000	5,000
Organization of Hispanic/Latin Americans of Anne Arundel County, Inc.	4,000	30,000	7,000	7,000
Partners In Care	6,000	-	-	-
Walk the Walk Foundation	-	10,000	2,000	2,000
Wellness House of Annapolis	6,000	20,000	6,000	6,000
Category 1 Subtotal	\$ 277,850	\$ 834,896	\$ 311,600	\$ 318,600
CATEGORY 2				
<i>Organizations provide programs that preserve and enhance a community's character.</i>				
Organization	FY2025 Adopted	FY2026 Grant Request	FY2026 Committee Recommendation	FY2026 Alderman Gay AM 47
Anne Arundel County Community Action Agency	25,000	25,000	25,000	20,000
Banneker-Douglass Museum Foundation	5,000	20,000	5,000	5,000
Clay Street Community Development Corporation	2,000	-	-	-
Friends of Eastport Volunteer Fire Company	3,000	10,000	4,000	4,000
Historic Annapolis Foundation	4,000	-	-	-
Kunta Kinte-Alex Haley	4,000	4,000	4,000	4,000
Kunta Kinte Celebrations, Inc.	10,000	-	-	-
Maryland Hall for the Creative Arts	20,000	-	-	-
Maryland Latinos Unidos	2,000	5,000	2,000	2,000
One Annapolis, Inc.	10,000	-	-	-
The Ballet Theatre of Maryland	-	10,000	2,000	1,000
Wiley H. Bates Legacy Center	28,000	28,000	28,000	28,000
Category 2 Subtotal	\$ 113,000	\$ 102,000	\$ 70,000	\$ 64,000

APPENDIX E
CITY OF ANNAPOLIS COMMUNITY GRANT FUNDING FY2026

CATEGORY 3

Organizations provide programs that contribute to a vibrant economy.

Organization	FY2025 Adopted	FY2026 Grant Request	FY2026 Committee Recommendation	FY2026 Alderman Gay AM 47
Housing Initiative Partnership	-	25,000	2,000	2,000
South Forest Drive Business Association (SoFo)	2,400	2,600	2,400	2,400
Category 3 Subtotal	\$ 2,400	\$ 27,600	\$ 4,400	\$ 4,400

CATEGORY 4

Organizations provide programs that are integral to community revitalization, economic development, and environmental sustainability.

Organization	FY2025 Adopted	FY2026 Grant Request	FY2026 Committee Recommendation	FY2026 Alderman Gay AM 47
Chesapeake Crossroads Heritage, Inc. (Formerly Annapolis Londontown/4 Rivers)	\$ 28,000	\$ 28,000	\$ 28,000	\$ 28,000
Blacks of the Chesapeake Foundation, Inc.	4,000	-	-	-
Chesapeake Region Accessible Boating, Inc.	3,500	3,500	3,500	3,500
Category 4 Subtotal	\$ 35,500	\$ 31,500	\$ 31,500	\$ 31,500
GRAND TOTAL	\$ 428,750	\$ 995,996	\$ 417,500	\$ 418,500

O-10-25

AMENDMENTS TO OPERATING BUDGET

Sponsored by Alderman Gay

AMENDMENT NO. 47

In Appendix A, line 92, strike “417,500”, and substitute “418,500”; and

In Appendix C, in line 15, strike “3,089,300”, and substitute “3,090,300”.

See the revised community grants listing (Appendix E)

This amendment reallocates and adds \$1,000 to community grants using the reserve for one-time uses; adding \$10,000 for GVO Back 2 School Drive Support, decreasing We Care and Friends by \$3,000, decreasing Community Action Agency by \$5,000, and decreasing Maryland Ballet Theatre by \$1,000.

PASSED

APPENDIX E
CITY OF ANNAPOLIS COMMUNITY GRANT FUNDING FY2026

The FY2026 Community Grant Applications have been organized into the service categories outlined in the City Code §6.16.060(b), with subcategories added in some instances, to aid the reader in quickly identifying the purpose of the program.

CATEGORY 1				
(Numbering of categories is not an indication of ranking)				
Organizations provide services that sustain and empower youth, families, and individuals to move towards an improved quality of life and sustainability.				
Organization	FY2025 Adopted	FY2026 Grant Request	FY2026 Committee Recommendation	FY2026 Alderman Gay AM 48
Food Programs for Children/Youth				
Anne Arundel County Food Bank, Inc.	\$ 5,000	\$ 46,950	\$ 15,000	\$ 15,000
Heritage Baptist Church (Backpack Buddies)	5,000	7,000	7,000	7,000
Heritage Baptist Church Food Pantry	-	5,000	5,000	5,000
Education Programs for Children/Youth				
Annapolis All-Stars II, Inc.	\$ 17,000	\$ 56,250	\$ 17,000	\$ 17,000
Annapolis Area Imagination Library	6,000	20,000	8,000	8,000
Annapolis & Anne Arundel Scholarship Trust	9,000	-	-	-
Annapolis Kappa Scholarship Fund, Inc.	5,000	30,000	5,000	5,000
Annapolis Pride	7,000	30,000	7,000	7,000
Anne Arundel County Public Library Foundation	2,000	-	-	-
Anne Arundel County Literacy Council, Inc.	2,000	4,000	4,000	4,000
Annapolis H20 4 Life	12,000	40,000	19,000	19,000
Boys and Girls Club of Annapolis & AACo	8,000	28,022	8,000	8,000
Charting Careers	13,000	40,000	15,000	15,000
Chesapeake Children's Museum	-	20,000	2,000	2,000
Compass Rose Studio Theatre	2,500	25,000	4,000	4,000
Good Vibes Only (GVO) Back to School Drive	5,000	-	-	-
Seeds 4 Success	12,000	26,000	12,000	12,000
Street Cred Education Consultants, Inc.	2,000	-	-	-
Start the Adventure in Reading (STAIR)	10,000	15,000	10,000	10,000
Superior Future	6,600	8,500	6,600	8,600
Tennis Alliance of Anne Arundel County	5,000	5,000	5,000	5,000
The Live Water Foundation	14,000	16,340	14,000	14,000
World Class Grads	-	28,000	-	-
Homelessness/Addiction Programs				
Anne Arundel County CASA	\$ 2,000	\$ 10,000	\$ 2,000	\$ 2,000
Anne Arundel County Department of Social Services	-	32,675	20,000	20,000
Blessed in Tech Ministries, Inc.	4,000	15,000	8,000	8,000
He Opens Paths to Everyone (HOPE for All)	7,000	12,000	10,000	10,000
The Light House Shelter	20,000	40,000	20,000	20,000
Serenity Sistas	9,000	34,580	9,000	9,000
Street Angel Project	5,750	-	-	-
We Care and Friends	17,000	39,100	17,000	17,000

APPENDIX E
CITY OF ANNAPOLIS COMMUNITY GRANT FUNDING FY2026

Organization	FY2025 Adopted	FY2026 Grant Request	FY2026 Committee Recommendation	FY2026 Alderman Gay AM 48
Education Programs for Adults				
Co-op Arundel	\$ 10,000	\$ -	\$ -	\$ -
OIC of Anne Arundel County	19,000	60,000	25,000	25,000
Services for Youth and Adults				
Annapolis Maritime Museum	\$ 9,000	\$ 31,810	\$ 9,000	\$ 9,000
Assistance League of the Chesapeake, Inc.	3,000	11,000	5,000	5,000
Maryland Therapeutic Riding	3,000	15,000	3,000	3,000
Newtowne Community Development Corporation	5,000	22,669	5,000	5,000
Organization of Hispanic/Latin Americans of Anne Arundel County, Inc.	4,000	30,000	7,000	7,000
Partners In Care	6,000	-	-	-
Walk the Walk Foundation	-	10,000	2,000	2,000
Wellness House of Annapolis	6,000	20,000	6,000	6,000
Category 1 Subtotal	\$ 277,850	\$ 834,896	\$ 311,600	\$ 313,600
CATEGORY 2				
<i>Organizations provide programs that preserve and enhance a community's character.</i>				
Organization	FY2025 Adopted	FY2026 Grant Request	FY2026 Committee Recommendation	FY2026 Alderman Gay AM 48
Anne Arundel County Community Action Agency	25,000	25,000	25,000	25,000
Banneker-Douglass Museum Foundation	5,000	20,000	5,000	5,000
Clay Street Community Development Corporation	2,000	-	-	-
Friends of Eastport Volunteer Fire Company	3,000	10,000	4,000	4,000
Historic Annapolis Foundation	4,000	-	-	-
Kunta Kinte-Alex Haley	4,000	4,000	4,000	4,000
Kunta Kinte Celebrations, Inc.	10,000	-	-	-
Maryland Hall for the Creative Arts	20,000	-	-	-
Maryland Latinos Unidos	2,000	5,000	2,000	2,000
One Annapolis, Inc.	10,000	-	-	-
The Ballet Theatre of Maryland	-	10,000	2,000	2,000
Wiley H. Bates Legacy Center	28,000	28,000	28,000	28,000
Category 2 Subtotal	\$ 113,000	\$ 102,000	\$ 70,000	\$ 70,000

APPENDIX E
CITY OF ANNAPOLIS COMMUNITY GRANT FUNDING FY2026

CATEGORY 3

Organizations provide programs that contribute to a vibrant economy.

Organization	FY2025 Adopted	FY2026 Grant Request	FY2026 Committee Recommendation	FY2026 Alderman Gay AM 48
Housing Initiative Partnership	-	25,000	2,000	2,000
South Forest Drive Business Association (SoFo)	2,400	2,600	2,400	2,400
Category 3 Subtotal	\$ 2,400	\$ 27,600	\$ 4,400	\$ 4,400

CATEGORY 4

Organizations provide programs that are integral to community revitalization, economic development, and environmental sustainability.

Organization	FY2025 Adopted	FY2026 Grant Request	FY2026 Committee Recommendation	FY2026 Alderman Gay AM 48
Chesapeake Crossroads Heritage, Inc. (Formerly Annapolis Londontown/4 Rivers)	\$ 28,000	\$ 28,000	\$ 28,000	\$ 28,000
Blacks of the Chesapeake Foundation, Inc.	4,000	-	-	-
Chesapeake Region Accessible Boating, Inc.	3,500	3,500	3,500	3,500
Category 4 Subtotal	\$ 35,500	\$ 31,500	\$ 31,500	\$ 31,500
GRAND TOTAL	\$ 428,750	\$ 995,996	\$ 417,500	\$ 419,500

O-10-25

AMENDMENTS TO OPERATING BUDGET

Sponsored by Alderman Gay

AMENDMENT NO. 48

In Appendix A, line 92, strike “417,500”, and substitute “419,500” ”; and

In Appendix C, in line 15, strike “3,089,300”, and substitute “3,091,300”.

See the revised community grants listing (Appendix E)

This amendment adds \$2,000 to community grants for Superior Future using the reserve for one-time uses.

PASSED

O-10-25

AMENDMENTS TO OPERATING BUDGET

Sponsored by Alderman Gay

AMENDMENT NO. 49

In Appendix A, in line 105, strike “226,800”, and substitute “476,800”; and

In Appendix C, in line 15, strike “3,089,300”, and substitute “3,339,300”.

This amendment adds \$250,000 to the Department of Planning and Zoning to establish the City of Annapolis Homeownership Assistance Program using the reserve for one-time uses.

PASSED

O-10-25

AMENDMENTS TO CAPITAL BUDGET

Sponsored by Alderman Huntley


AMENDMENT NO. 50

On page 5, in line 43, strike “797,500”, and substitute “197,500”, and on page 6, in line 15, strike “3,000,000”, and substitute “3,600,000”; and

In Appendix D, insert the revised project sheets for pages 17, 47, and 48.


This amendment decreases the total cost for the Annapolis Walk project by \$600,000 in FY26 and \$100,000 in FY27. It also increases the cost of the General Roadways project by \$400,000 in FY26 and the General Sidewalks project by \$100,000 in FY2027.


FAILED

Project Title Annapolis Walk Park Improvements	Project Number 40039												
Project Description: This project will provide planning, design, construction, repair, and site improvements to the Annapolis Walk Community Park. The concept plan includes a resurfaced multisport court and enhanced parking. The variety of proposed recreational activities will provide recreation opportunities for many members of the community.													
Financial Activity: <table style="width: 100%; border-collapse: collapse;"> <thead> <tr> <th></th> <th style="text-align: right;"><u>Expended</u></th> <th style="text-align: right;"><u>Encumbered</u></th> <th style="text-align: right;"><u>Total</u></th> </tr> </thead> <tbody> <tr> <td>January 31, 2024</td> <td style="text-align: right;">\$ -</td> <td style="text-align: right;">\$ -</td> <td style="text-align: right;">\$ -</td> </tr> <tr> <td>January 31, 2025</td> <td style="text-align: right;">\$ 112,344</td> <td style="text-align: right;">\$ 124,485</td> <td style="text-align: right;">\$ 236,829</td> </tr> </tbody> </table> Operational Impact: Not available at the time of budget presentation. The Department is continuing to research.		<u>Expended</u>	<u>Encumbered</u>	<u>Total</u>	January 31, 2024	\$ -	\$ -	\$ -	January 31, 2025	\$ 112,344	\$ 124,485	\$ 236,829	Changes from Prior Year: Status: The project is in the design phase for enhanced parking. Interior park improvements are with procurement. Funding: An additional \$265,500 was requested for enhanced parking scope, design, and construction. Scope: Added full design and construction for enhanced parking. Timing: Design anticipated to be completed in FY2026.
	<u>Expended</u>	<u>Encumbered</u>	<u>Total</u>										
January 31, 2024	\$ -	\$ -	\$ -										
January 31, 2025	\$ 112,344	\$ 124,485	\$ 236,829										
Lead Department: Public Works													
Supporting Department: None													
Non-City Funding Sources: None													
Land Use Plans: Comprehensive Plan and Quality of Life Goals													

		Capital Improvement Program						Total Project Cost
Expenditure Schedule	Prior Approved Appropriations	FY2026 Budget	FY2027	FY2028	FY2029	FY2030	FY2031	
Land Acquisition	-	-	-	-	-	-	-	-
Planning	17,600	-	-	-	-	-	-	17,600
Design	36,000	150,000	-	-	-	-	-	186,000
Construction	450,000	-	100,000	-	-	-	-	550,000
City Overhead	25,200	47,500	10,000	-	-	-	-	82,700
Other	-	-	-	-	-	-	-	-
Total	528,800	197,500	110,000	-	-	-	-	836,300

		Capital Improvement Program						Total Project Cost
Funding Schedule	Prior Approved Appropriations	FY2026 Budget	FY2027	FY2028	FY2029	FY2030	FY2031	
Bonds	528,800	-	110,000	-	-	-	-	638,800
Pay-Go	-	-	-	-	-	-	-	-
Grants (Approved)	-	-	-	-	-	-	-	-
Grants (Pending)	-	-	-	-	-	-	-	-
Other - Capital Reserve	-	197,500	-	-	-	-	-	197,500
Total	528,800	197,500	110,000	-	-	-	-	836,300

Project Title General Roadways		Project Number 40018/40021													
Project Description: <p>This project will resurface and reconstruct the City’s streets, curbs, and gutters. The City continually analyzes each area to develop a priority list based on conditions. Resurfacing activities include pavement milling and patching, utility adjustments, curb and gutter replacement, pavement resurfacing, brick repairs and replacement, and replacement of pavement markings. The ADA requires wheelchair accessible ramps at intersections where sidewalks adjoin streets. Although most of the City intersections have handicap ramps, funds are used as necessary to update the existing ramps to the current standard or for new ramps.</p>															
Financial Activity: <table border="1"> <thead> <tr> <th></th> <th><u>Expended</u></th> <th><u>Encumbered</u></th> <th><u>Total</u></th> </tr> </thead> <tbody> <tr> <td>January 31, 2024</td> <td>\$ 9,382,374</td> <td>\$ 57,063</td> <td>\$ 9,439,437</td> </tr> <tr> <td>January 31, 2025</td> <td>\$ 12,711,557</td> <td>\$ 1,264,845</td> <td>\$ 13,976,401</td> </tr> </tbody> </table>			<u>Expended</u>	<u>Encumbered</u>	<u>Total</u>	January 31, 2024	\$ 9,382,374	\$ 57,063	\$ 9,439,437	January 31, 2025	\$ 12,711,557	\$ 1,264,845	\$ 13,976,401	Changes from Prior Year: <p>Status: Continous paving.</p> <p>Funding: No change to annual funding</p> <p>Scope: No change.</p> <p>Timing: No delays.</p>	
	<u>Expended</u>	<u>Encumbered</u>	<u>Total</u>												
January 31, 2024	\$ 9,382,374	\$ 57,063	\$ 9,439,437												
January 31, 2025	\$ 12,711,557	\$ 1,264,845	\$ 13,976,401												
Operational Impact: Maintenance Costs decrease as repaving is completed.															
Lead Department: Public Works Supporting Department: None															
Non-City Funding Sources: None															
Land Use Plans: Comprehensive Plan, Stewardship Goals, and Infrastructure Goals															

Project Title General Sidewalks		Project Number 40010/40015/40017/40019													
Project Description: <p>This project repairs City sidewalk. The ongoing repair program is based on a comprehensive citywide sidewalk condition assessment. Sidewalks are inspected for cracking, faulting, and scaling. Based upon this assessment, a list of priorities for repair and reconstruction is developed each year, taking into account the sidewalk's condition and the importance of its location to citywide pedestrian traffic.</p>															
Financial Activity: <table border="1"> <thead> <tr> <th></th> <th><u>Expended</u></th> <th><u>Encumbered</u></th> <th><u>Total</u></th> </tr> </thead> <tbody> <tr> <td>January 31, 2024</td> <td>\$ 2,296,798</td> <td>\$ -</td> <td>\$ 2,296,798</td> </tr> <tr> <td>January 31, 2025</td> <td>\$ 2,129,431</td> <td>\$ 153,033</td> <td>\$ 2,282,465</td> </tr> </tbody> </table>			<u>Expended</u>	<u>Encumbered</u>	<u>Total</u>	January 31, 2024	\$ 2,296,798	\$ -	\$ 2,296,798	January 31, 2025	\$ 2,129,431	\$ 153,033	\$ 2,282,465	Changes from Prior Year: <p>Status: Sidewalk repairs are continuous.</p> <p>Funding: No change to annual funding</p> <p>Scope: No change.</p> <p>Timing: No delays.</p>	
	<u>Expended</u>	<u>Encumbered</u>	<u>Total</u>												
January 31, 2024	\$ 2,296,798	\$ -	\$ 2,296,798												
January 31, 2025	\$ 2,129,431	\$ 153,033	\$ 2,282,465												
Lead Department: Public Works Supporting Department: None															
Non-City Funding Sources: None															
Land Use Plans: Comprehensive Plan, Stewardship Goals, and Infrastructure Goals															

Capital Improvement Program								
Expenditure Schedule	Prior Approved Appropriations	FY2026 Budget	FY2027	FY2028	FY2029	FY2030	FY2031	Total Project Cost
Land Acquisition	-	-	-	-	-	-	-	-
Planning	-	-	-	-	-	-	-	-
Design	-	-	-	-	-	-	-	-
Construction	3,657,500	570,000	670,000	570,000	570,000	570,000	570,000	7,177,500
City Overhead	192,500	30,000	30,000	30,000	30,000	30,000	30,000	372,500
Other	-	-	-	-	-	-	-	-
Total	3,850,000	600,000	700,000	600,000	600,000	600,000	600,000	7,550,000

Capital Improvement Program								
Funding Schedule	Prior Approved Appropriations	FY2026 Budget	FY2027	FY2028	FY2029	FY2030	FY2031	Total Project Cost
Bonds	1,800,000	300,000	350,000	300,000	300,000	300,000	300,000	3,650,000
Pay-Go	-	-	-	-	-	-	-	-
Grants (Approved)	-	-	-	-	-	-	-	-
Grants (Pending)	-	-	-	-	-	-	-	-
Other - Capital Reserve	2,050,000	300,000	350,000	300,000	300,000	300,000	300,000	3,900,000
Total	3,850,000	600,000	700,000	600,000	600,000	600,000	600,000	7,550,000

O-10-25

AMENDMENTS TO CAPITAL BUDGET

Sponsored by Alderwoman Finlayson

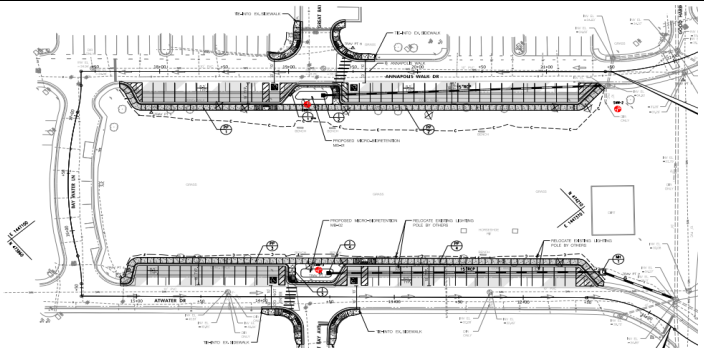
AMENDMENT NO. 50A

On page 5, in line 43, strike “797,500”, and substitute “647,500”; and

In Appendix D, insert the revised project sheet for page 17.


This amendment changes the project description, project title, modifies the changes from prior year section, and decreases the total cost for the Annapolis Walk project by \$150,000 in FY26 and \$210,000 in FY27.


WITHDRAWN

Project Title Annapolis Walk ParkING Improvements		Project Number 40039													
Project Description: <p>—This project will provide planning, design, construction, repair, and site improvements to the Annapolis Walk Community Park. The concept plan includes a resurfaced multisport court and enhanced parking. The variety of proposed recreational activities will provide recreation opportunities for many members of the community. THIS PROJECT WILL PROVIDE PLANNING, DESIGN, CONSTRUCTION, REPAIR, AND SITE IMPROVEMENTS TO THE ANNAPOLIS WALK COMMUNITY PARK. THE CONCEPT PLAN INCLUDES A RESURFACED MULTISPORT COURT AND ENHANCED PARKING.</p>															
Financial Activity: <table> <thead> <tr> <th></th><th><u>Expended</u></th><th><u>Encumbered</u></th><th><u>Total</u></th></tr> </thead> <tbody> <tr> <td>January 31, 2024</td><td>\$ -</td><td>\$ -</td><td>\$ -</td></tr> <tr> <td>January 31, 2025</td><td>\$ 112,344</td><td>\$ 124,485</td><td>\$ 236,829</td></tr> </tbody> </table> Operational Impact: Not available at the time of budget presentation. The Department is continuing to research.			<u>Expended</u>	<u>Encumbered</u>	<u>Total</u>	January 31, 2024	\$ -	\$ -	\$ -	January 31, 2025	\$ 112,344	\$ 124,485	\$ 236,829	Changes from Prior Year: Status: The project is in the design phase for enhanced parking. Interior park improvements are with procurement. THE BASKETBALL COURT WAS COMPLETED IN 2024. Funding: An additional \$265,500 was requested for enhanced parking scope, design, and construction. AN ADDITIONAL \$600,000 WAS REQUESTED FOR FULL PARKING SCOPE, DESIGN, AND CONSTRUCTION. Scope: Added full design and construction for enhanced parking. Timing: Design anticipated to be completed in FY2026.	
	<u>Expended</u>	<u>Encumbered</u>	<u>Total</u>												
January 31, 2024	\$ -	\$ -	\$ -												
January 31, 2025	\$ 112,344	\$ 124,485	\$ 236,829												
Lead Department: Public Works															
Supporting Department: None															
Non-City Funding Sources: None															
Land Use Plans: Comprehensive Plan and Quality of Life Goals															

		Capital Improvement Program						Total Project Cost
Expenditure Schedule	Prior Approved Appropriations	FY2026 Budget	FY2027	FY2028	FY2029	FY2030	FY2031	
Land Acquisition	-	-	-	-	-	-	-	-
Planning	17,600	-	-	-	-	-	-	17,600
Design	36,000	100,000	-	-	-	-	-	136,000
Construction	450,000	500,000	-	-	-	-	-	950,000
City Overhead	25,200	47,500	-	-	-	-	-	72,700
Other	-	-	-	-	-	-	-	-
Total	528,800	647,500	-	-	-	-	-	1,176,300

		Capital Improvement Program						Total Project Cost
Funding Schedule	Prior Approved Appropriations	FY2026 Budget	FY2027	FY2028	FY2029	FY2030	FY2031	
Bonds	528,800	-	-	-	-	-	-	528,800
Pay-Go	-	-	-	-	-	-	-	-
Grants (Approved)	-	-	-	-	-	-	-	-
Grants (Pending)	-	-	-	-	-	-	-	-
Other - Capital Reserve	-	647,500	-	-	-	-	-	647,500
Total	528,800	647,500	-	-	-	-	-	1,176,300

Project Title General Roadways		Project Number 40018/40021													
Project Description: <p>This project will resurface and reconstruct the City’s streets, curbs, and gutters. The City continually analyzes each area to develop a priority list based on conditions. Resurfacing activities include pavement milling and patching, utility adjustments, curb and gutter replacement, pavement resurfacing, brick repairs and replacement, and replacement of pavement markings. The ADA requires wheelchair accessible ramps at intersections where sidewalks adjoin streets. Although most of the City intersections have handicap ramps, funds are used as necessary to update the existing ramps to the current standard or for new ramps.</p>															
Financial Activity: <table border="1"> <thead> <tr> <th></th> <th><u>Expended</u></th> <th><u>Encumbered</u></th> <th><u>Total</u></th> </tr> </thead> <tbody> <tr> <td>January 31, 2024</td> <td>\$ 9,382,374</td> <td>\$ 57,063</td> <td>\$ 9,439,437</td> </tr> <tr> <td>January 31, 2025</td> <td>\$ 12,711,557</td> <td>\$ 1,264,845</td> <td>\$ 13,976,401</td> </tr> </tbody> </table>			<u>Expended</u>	<u>Encumbered</u>	<u>Total</u>	January 31, 2024	\$ 9,382,374	\$ 57,063	\$ 9,439,437	January 31, 2025	\$ 12,711,557	\$ 1,264,845	\$ 13,976,401	Changes from Prior Year: <p>Status: Continous paving.</p> <p>Funding: No change to annual funding</p> <p>Scope: No change.</p> <p>Timing: No delays.</p>	
	<u>Expended</u>	<u>Encumbered</u>	<u>Total</u>												
January 31, 2024	\$ 9,382,374	\$ 57,063	\$ 9,439,437												
January 31, 2025	\$ 12,711,557	\$ 1,264,845	\$ 13,976,401												
Lead Department: Public Works															
Supporting Department: None															
Non-City Funding Sources: None															
Land Use Plans: Comprehensive Plan, Stewardship Goals, and Infrastructure Goals															

Project Title General Sidewalks		Project Number 40010/40015/40017/40019													
Project Description: <p>This project repairs City sidewalk. The ongoing repair program is based on a comprehensive citywide sidewalk condition assessment. Sidewalks are inspected for cracking, faulting, and scaling. Based upon this assessment, a list of priorities for repair and reconstruction is developed each year, taking into account the sidewalk's condition and the importance of its location to citywide pedestrian traffic.</p>															
Financial Activity: <table border="1"> <thead> <tr> <th></th> <th><u>Expended</u></th> <th><u>Encumbered</u></th> <th><u>Total</u></th> </tr> </thead> <tbody> <tr> <td>January 31, 2024</td> <td>\$ 2,296,798</td> <td>\$ -</td> <td>\$ 2,296,798</td> </tr> <tr> <td>January 31, 2025</td> <td>\$ 2,129,431</td> <td>\$ 153,033</td> <td>\$ 2,282,465</td> </tr> </tbody> </table>			<u>Expended</u>	<u>Encumbered</u>	<u>Total</u>	January 31, 2024	\$ 2,296,798	\$ -	\$ 2,296,798	January 31, 2025	\$ 2,129,431	\$ 153,033	\$ 2,282,465	Changes from Prior Year: <p>Status: Sidewalk repairs are continuous.</p> <p>Funding: No change to annual funding</p> <p>Scope: No change.</p> <p>Timing: No delays.</p>	
	<u>Expended</u>	<u>Encumbered</u>	<u>Total</u>												
January 31, 2024	\$ 2,296,798	\$ -	\$ 2,296,798												
January 31, 2025	\$ 2,129,431	\$ 153,033	\$ 2,282,465												
Operational Impact: Maintenance Costs decrease as repairs are completed.															
Lead Department: Public Works Supporting Department: None															
Non-City Funding Sources: None															
Land Use Plans: Comprehensive Plan, Stewardship Goals, and Infrastructure Goals															

Expenditure Schedule	Prior Approved Appropriations	FY2026 Budget	Capital Improvement Program					Total Project Cost
			FY2027	FY2028	FY2029	FY2030	FY2031	
Land Acquisition	-	-	-	-	-	-	-	-
Planning	-	-	-	-	-	-	-	-
Design	-	-	-	-	-	-	-	-
Construction	3,657,500	570,000	780,000	570,000	570,000	570,000	570,000	7,287,500
City Overhead	192,500	30,000	30,000	30,000	30,000	30,000	30,000	372,500
Other	-	-	-	-	-	-	-	-
Total	3,850,000	600,000	810,000	600,000	600,000	600,000	600,000	7,660,000

Funding Schedule	Prior Approved Appropriations	FY2026 Budget	Capital Improvement Program					Total Project Cost
			FY2027	FY2028	FY2029	FY2030	FY2031	
Bonds	1,800,000	300,000	405,000	300,000	300,000	300,000	300,000	3,705,000
Pay-Go	-	-	-	-	-	-	-	-
Grants (Approved)	-	-	-	-	-	-	-	-
Grants (Pending)	-	-	-	-	-	-	-	-
Other - Capital Reserve	2,050,000	300,000	405,000	300,000	300,000	300,000	300,000	3,955,000
Total	3,850,000	600,000	810,000	600,000	600,000	600,000	600,000	7,660,000

O-10-25

AMENDMENTS TO CAPITAL BUDGET

**Sponsored by Alderman Huntley
Co-Sponsored Alderman Gay**


AMENDMENT NO. 51

On page 6, in line 16, strike "\$600,000", and substitute "96,000", and after line 16, insert "General Sidewalks - Brick" and "\$504,000"; and

In Appendix D, insert the revised project sheet for page 48 and insert the new project page after page 48.


This amendment adds a new project. This project is funded by decreasing the total project cost from FY2026-FY2031 for the General Sidewalks project by \$2,082,000 and increasing the cost of the General Sidewalks – Brick project by \$2,082,000.

PASSED

Project Title General Sidewalks	Project Number 40010/40015/40017/40019												
Project Description: <p>This project repairs City sidewalk. The ongoing repair program is based on a comprehensive citywide sidewalk condition assessment. Sidewalks are inspected for cracking, faulting, and scaling. Based upon this assessment, a list of priorities for repair and reconstruction is developed each year, taking into account the sidewalk's condition and the importance of its location to citywide pedestrian traffic.</p>													
Financial Activity: <table style="width: 100%; border-collapse: collapse;"> <thead> <tr> <th></th> <th style="text-align: right;"><u>Expended</u></th> <th style="text-align: right;"><u>Encumbered</u></th> <th style="text-align: right;"><u>Total</u></th> </tr> </thead> <tbody> <tr> <td>January 31, 2024</td> <td style="text-align: right;">\$ 2,296,798</td> <td style="text-align: right;">\$ -</td> <td style="text-align: right;">\$ 2,296,798</td> </tr> <tr> <td>January 31, 2024</td> <td style="text-align: right;">\$ 2,129,431</td> <td style="text-align: right;">\$ 153,033</td> <td style="text-align: right;">\$ 2,282,465</td> </tr> </tbody> </table> Operational Impact: Maintenance Costs decrease as repairs are completed.		<u>Expended</u>	<u>Encumbered</u>	<u>Total</u>	January 31, 2024	\$ 2,296,798	\$ -	\$ 2,296,798	January 31, 2024	\$ 2,129,431	\$ 153,033	\$ 2,282,465	Changes from Prior Year: Status: Sidewalk repairs are continuous. Funding: No change to annual funding Scope: No change. Timing: No delays.
	<u>Expended</u>	<u>Encumbered</u>	<u>Total</u>										
January 31, 2024	\$ 2,296,798	\$ -	\$ 2,296,798										
January 31, 2024	\$ 2,129,431	\$ 153,033	\$ 2,282,465										
Lead Department: Public Works													
Supporting Department: None													
Non-City Funding Sources: None													
Land Use Plans: Comprehensive Plan, Stewardship Goals, and Infrastructure Goals													

Expenditure Schedule	Capital Improvement Program							Total Project Cost
	Prior Approved Appropriations	FY2026 Budget	FY2027	FY2028	FY2029	FY2030	FY2031	
Land Acquisition	-	-	-	-	-	-	-	-
Planning	-	-	-	-	-	-	-	-
Design	-	-	-	-	-	-	-	-
Construction	3,657,500	91,429	211,429	285,714	285,714	285,714	285,714	5,103,214
City Overhead	192,500	4,571	10,571	14,286	14,286	14,286	14,286	264,786
Other	-	-	-	-	-	-	-	-
Total	3,850,000	96,000	222,000	300,000	300,000	300,000	300,000	5,368,000

Funding Schedule	Capital Improvement Program							Total Project Cost
	Prior Approved Appropriations	FY2026 Budget	FY2027	FY2028	FY2029	FY2030	FY2031	
Bonds	1,800,000	48,000	111,000	150,000	150,000	150,000	150,000	2,559,000
Pay-Go	-	-	-	-	-	-	-	-
Grants (Approved)	-	-	-	-	-	-	-	-
Grants (Pending)	-	-	-	-	-	-	-	-
Other - Capital Reserve	2,050,000	48,000	111,000	150,000	150,000	150,000	150,000	2,809,000
Total	3,850,000	96,000	222,000	300,000	300,000	300,000	300,000	5,368,000

Project Title General Sidewalks - Brick			Project Number NEW														
Project Description: This project is dedicated to repair of brick City sidewalk. The ongoing repair program is based on a comprehensive citywide sidewalk condition assessment. Based upon this assessment, a list of priorities for reconstruction is developed each year, taking into account the sidewalk's condition and the importance of its location to citywide pedestrian traffic.																	
Financial Activity: <table> <thead> <tr> <th></th> <th><u>Expended</u></th> <th><u>Encumbered</u></th> <th><u>Total</u></th> </tr> </thead> <tbody> <tr> <td>January 31, 2024</td> <td>\$ -</td> <td>\$ -</td> <td>\$ -</td> </tr> <tr> <td>January 31, 2025</td> <td>\$ -</td> <td>\$ -</td> <td>\$ -</td> </tr> </tbody> </table>				<u>Expended</u>	<u>Encumbered</u>	<u>Total</u>	January 31, 2024	\$ -	\$ -	\$ -	January 31, 2025	\$ -	\$ -	\$ -	Changes from Prior Year: Status: N/A Funding: N/A Scope: N/A Timing: N/A		
	<u>Expended</u>	<u>Encumbered</u>	<u>Total</u>														
January 31, 2024	\$ -	\$ -	\$ -														
January 31, 2025	\$ -	\$ -	\$ -														
Operational Impact: Maintenance Costs decrease as repairs are completed.																	
Lead Department: Public Works																	
Supporting Department: None																	
Non-City Funding Sources: None																	
Land Use Plans: Comprehensive Plan, Stewardship Goals, and Infrastructure Goals																	

Capital Improvement Program								
Expenditure Schedule	Prior Approved Appropriations	FY2026 Budget	FY2027	FY2028	FY2029	FY2030	FY2031	Total Project Cost
Land Acquisition	-	-	-	-	-	-	-	-
Planning	-	-	-	-	-	-	-	-
Design	-	-	-	-	-	-	-	-
Construction	-	480,000	360,000	285,000	285,000	285,000	285,000	1,980,000
City Overhead	-	24,000	18,000	15,000	15,000	15,000	15,000	102,000
Other	-	-	-	-	-	-	-	-
Total	-	504,000	378,000	300,000	300,000	300,000	300,000	2,082,000

Capital Improvement Program								
Funding Schedule	Prior Approved Appropriations	FY2026 Budget	FY2027	FY2028	FY2029	FY2030	FY2031	Total Project Cost
Bonds	-	252,000	189,000	150,000	150,000	150,000	150,000	1,041,000
Pay-Go	-	-	-	-	-	-	-	-
Grants (Approved)	-	-	-	-	-	-	-	-
Grants (Pending)	-	-	-	-	-	-	-	-
Other - Capital Reserve	-	252,000	189,000	150,000	150,000	150,000	150,000	1,041,000
Total	-	504,000	378,000	300,000	300,000	300,000	300,000	2,082,000

O-10-25

AMENDMENTS TO OPERATING BUDGET

Sponsored by Alderman Huntley

AMENDMENT NO. 52

In Appendix A, in line 104, strike “198,300”, and substitute “203,300”, and in line 35, strike “208,200”, and substitute “213,200”, and in line 95, strike “300,000”, and substitute “290,000”.

This amendment adds \$5,000 to the Department of Planning and Zoning (Annapolis in Bloom) and \$5,000 to the Office of the City Manager (Downtown Holiday Decorations) for beautifying downtown Annapolis using contingency.

PASSED

O-10-25

AMENDMENTS TO OPERATING BUDGET

Sponsored by Alderman Huntley

AMENDMENT NO. 53

In Appendix A, in line 34, strike “263,900”, and substitute “140,900”; in line 13, strike “358,800”, and substitute “481,800”.

This amendment reallocates \$73,000 for a federal Lobbyist and \$50,000 for a state Lobbyist from the Office of the City Manager to the Mayor’s Office.

PASSED

O-10-25

AMENDMENTS TO OPERATING BUDGET

**Sponsored by Alderwoman O'Neill
Co-Sponsored by Alderman Gay**

AMENDMENT NO. 54

In Appendix A, in line 197, strike “109,900”, and substitute “117,400”; and

In Appendix C, in line 15, strike “3,089,300”, and substitute “3,096,800”.

This amendment adds \$7,500 to the Department of Recreation and Parks, Stanton Center division, to extend the hours of operation using the reserve for one-time uses.

AMENDED

O-10-25

AMENDMENTS TO OPERATING BUDGET

**Sponsored by Alderwoman O'Neill
Co-Sponsored by Alderman Gay**

AMENDMENT NO. 54, AS AMENDED

In Appendix A, in line 197, strike “109,900”, and substitute “117,400”; and in line 95, strike “300,000”, and substitute “292,500”.

~~In Appendix C, in line 15, strike “3,089,300”, and substitute “3,096,800”.~~

This amendment adds \$7,500 to the Department of Recreation and Parks, Stanton Center division, to extend the hours of operation using ~~the reserve for one-time uses~~ contingency.

PASSED

O-10-25

AMENDMENTS TO OPERATING BUDGET

Sponsored by Alderwoman O'Neill

AMENDMENT NO. 55

In Appendix A, in line 42, strike “36,000”, and substitute “46,000”; and

In Appendix C, in line 15, strike “3,089,300”, and substitute “3,099,300”.

This amendment adds \$10,000 to the Office of Community Services for a summer reach program focusing on teens 13 –18 years old in the Clay Street area using the reserve for one-time uses.

AMENDED

O-10-25

AMENDMENTS TO OPERATING BUDGET

Sponsored by Alderwoman O'Neill

AMENDMENT NO. 55, AS AMENDED

In Appendix A, in line 42, strike “36,000”, and substitute “46,000”; and in line 95, strike “300,000”, and substitute “290,000”.

~~In Appendix C, in line 15, strike “3,089,300”, and substitute “3,099,300”.~~

This amendment adds \$10,000 to the Office of Community Services for a summer reach program focusing on teens 13 –18 years old in the Clay Street area using ~~the reserve for one-time uses~~ contingency.

PASSED

O-10-25

AMENDMENTS TO OPERATING BUDGET

**Sponsored by Alderwoman O'Neill
Co-Sponsored by Alderman Gay**

AMENDMENT NO. 56

In Appendix A, in line 42, strike “36,000”, and substitute “37,000”; and

In Appendix C, in line 15, strike “3,089,300”, and substitute “3,090,300”.

This amendment adds \$1,000 to the Office of Community Services for magnetic screens at Morris Blum using the reserve for one-time uses.

PASSED

O-10-25

AMENDMENTS TO CAPITAL BUDGET


Sponsored by Alderman Gay

AMENDMENT NO. 57

In Appendix D, insert the revised project sheet for page 73.

This amendment changes the project description for the Traffic Safety Improvements project.

PASSED

Project Title Traffic Safety Improvements		Project Number 40060													
Project Description: <p>This project will establish an ongoing program to provide planning, design and construction of traffic safety improvements along city-owned arterials and major collector roadways. Initial phase of project is to evaluate existing conditions and develop a list of priority locations for safety improvements taking into account traffic and pedestrian volumes, crash history, and ADA accessibility. Traffic safety improvements will be designed and constructed on an ongoing basis, INCLUDING THE IMPLEMENTATION OF A TRAFFIC CALMING PROJECT ON TYLER AVENUE.</p>															
Financial Activity: <table border="1"> <thead> <tr> <th></th> <th><u>Expended</u></th> <th><u>Encumbered</u></th> <th><u>Total</u></th> </tr> </thead> <tbody> <tr> <td>January 31, 2024</td> <td>\$ -</td> <td>\$ -</td> <td>\$ -</td> </tr> <tr> <td>January 31, 2025</td> <td>\$ -</td> <td>\$ -</td> <td>\$ -</td> </tr> </tbody> </table>			<u>Expended</u>	<u>Encumbered</u>	<u>Total</u>	January 31, 2024	\$ -	\$ -	\$ -	January 31, 2025	\$ -	\$ -	\$ -	Changes from Prior Year: <p>Status: Design contract has been awarded.</p> <p>Funding: No change.</p> <p>Scope: Traffic circle analysis was added to the project.</p> <p>Timing: Design and construction of early projects is anticipated to begin in FY2026.</p>	
	<u>Expended</u>	<u>Encumbered</u>	<u>Total</u>												
January 31, 2024	\$ -	\$ -	\$ -												
January 31, 2025	\$ -	\$ -	\$ -												
Operational Impact: Not available at the time of budget presentation. The Department is continuing to research.															
Lead Department: Public Works															
Supporting Department: None															
Non-City Funding Sources: None															
Land Use Plans: None															

O-10-25

AMENDMENTS TO OPERATING BUDGET

Sponsored by Alderwoman O'Neill

AMENDMENT NO. 58

In Appendix A, in line 177, strike “102,900”, and substitute “110,400”; and

In Appendix C, in line 15, strike “3,089,300”, and substitute “3,096,800”.

This amendment adds \$7,500 to the Department of Recreation and Parks, Parks division, for a sign and bench at Annapolis Street Park using the reserve for one-time uses.

PASSED

O-10-25

AMENDMENTS TO CAPITAL BUDGET

Sponsored by Alderman Gay

AMENDMENT NO. 59

In Appendix A, in line 42, strike “36,000”, and substitute “86,000”; and

In Appendix C, in line 15, strike “3,089,300”, and substitute “3,139,300”.

This amendment adds \$50,000 to the Office of Community Services for the Children & Family Success Grant using the reserve for one-time uses.

PASSED

O-10-25

AMENDMENTS TO CAPITAL BUDGET

Sponsored by Alderwoman Finlayson

AMENDMENT NO. 60

In Appendix A, in line 42, strike “36,000”, and substitute “136,000”; and

In Appendix C, in line 15, strike “3,089,300”, and substitute “3,189,300”.

This amendment adds \$100,000 to the Office of Community Services for a Volunteers in At-Risk Communities Grant using the reserve for one-time uses.

PASSED

R-20-25

AMENDMENTS TO THE FEE SCHEDULE

Sponsored by Mayor Buckley

AMENDMENT NO. 1

Code Reference	Type of Fee	Amount of Fee
21.56.040	Application for a certificate of approval from the historic preservation commission based on cost of work:	
	Certificate of Approval— "After the Fact" Public Hearing Application	1% of estimated costs; minimum of \$50.00; maximum of \$2,000.00 1.5% of estimated cost; minimum of \$350.00; maximum of \$5,000.00

R-20-25

AMENDMENTS TO THE FEE SCHEDULE

Sponsored by Alderman Huntley

AMENDMENT NO. 2

Code Section	Type of Fee	Amount of Fee
21.56.040	Application for a certificate of approval from the historic preservation commission based on cost of work:	
	Certificate of approval—Administrative application	1% of estimated cost; minimum of \$35.00; maximum of \$500.00. 1% of estimated cost; minimum of \$250.00<u>50.00</u>; maximum of \$5,000.00.

R-21-25

AMENDMENTS TO THE FINE SCHEDULE

Sponsored by Mayor Buckley

AMENDMENT NO. 1

Code Reference	Description	Fine for Initial Offense	Fine for Repeat or Continuous Violations
14.04.050.B	Single-Family Residential - Sidewalk maintenance by abutting owner	\$100.00 <u>200.00</u> per day	\$100.00 <u>200.00</u> per day
	Commercial - Sidewalk maintenance by abutting owner	<u>\$500.00</u> per day	<u>\$500.00</u> per day
	Multi-Family Residential - Sidewalk maintenance by abutting owner	<u>\$1,000.00</u> per day	<u>\$1,000.00</u> per day

R-21-25

AMENDMENTS TO THE FINE SCHEDULE

Sponsored by Mayor Buckley

AMENDMENT NO. 2

Code Reference	Description	Fine for Initial Offense	Fine for Repeat or Continuous Violations
17.05.110	Commencing work without approval	\$200.00 1,000.00 per day	\$1,000.00 5,000.00 per day
	Unapproved construction	\$200.00 1,000.00 per day	\$1,000.00 5,000.00 per day
	Unapproved Full or Partial Demolition of a Structure	\$5,000.00 per day	\$10,000.00 per day

R-21-25

AMENDMENTS TO THE FINE SCHEDULE

**Sponsored by Alderman Huntley, Alderwoman Finlayson, Alderwoman O'Neill
Co-Sponsored by Alderman Gay**

AMENDMENT NO. 3

Code Reference	Description	Fine for Initial Offense	Fine for Repeat or Continuous Violations
7.12.100.C	Public consumption and possession	Not to exceed \$500.00 or imprisonment for not to exceed 90 days or both	Not to exceed \$500.00 or imprisonment for not to exceed 90 days or both

R-21-25

AMENDMENTS TO THE FINE SCHEDULE

**Sponsored by Alderman Huntley, Alderwoman O'Neill
Co-Sponsored by Alderman Gay**

AMENDMENT NO. 4

Code Reference	Description	Fine for Initial Offense	Fine for Repeat or Continuous Violations
7.12.100.C	Public consumption and possession	Not to exceed \$500.00 <u>100.00</u> or imprisonment for not to exceed 90 days or both	Not to exceed \$500.00 or imprisonment for not to exceed 90 days or both

R-21-25

AMENDMENTS TO THE FINE SCHEDULE

**Sponsored by Alderman Huntley, Alderwoman Finlayson, Alderwoman O'Neill
Cosponsored by: Alderman Gay**

AMENDMENT NO. 5

Code Reference	Description	Fine for Initial Offense	Fine for Repeat or Continuous Violations
12.24.130	Parking at expired meter	\$50.00	\$50.00
	Off-Street Parking at expired meter	\$25.00 Off-street parking violation plus \$5.25 processing fee, and cost of hourly parking session	\$25.00 Off-street parking violation plus \$5.25 processing fee, and cost of hourly parking session