


**APPENDIX D**  
**FISCAL YEAR 2026 - FISCAL YEAR 2031**  
**CAPITAL IMPROVEMENT PROGRAM**



**Proposed**

**Capital Budget (FY2026)**  
**&**  
**Capital Improvement Program**  
**(FY2027 – FY2031)**



**CITY OF ANNAPOLIS**  
**FY2027 – FY2031 CAPITAL BUDGET AND CAPITAL IMPROVEMENT PROGRAM**  
**TABLE OF CONTENTS**

	<b>Page</b>
<b>Purpose and City Code Requirements.....</b>	1
<b>Funds Overview.....</b>	2
<b>Capital Budget and CIP Development Process.....</b>	3
<b>Acknowledgments.....</b>	6
<b>FY2027 – FY2031 Capital Budget and Capital Improvement Program Project Summary.....</b>	7
<b>FY2027 – FY2031 Capital Budget and Capital Improvement Program Funding Summary.....</b>	10
 <b>General Fund Projects</b>	
Acton Cove Waterfront Park.....	13
Annapolis Gateway Park.....	14
Annapolis Police Department Carport .....	15
Annapolis Solar Park Pollinator Habitat.....	16
Annapolis Walk Park Improvements.....	17
Barbud Lane.....	18
Bay Ridge Avenue Bikeways.....	19
Bay Ridge Avenue Sidewalk.....	20
Brewer's Hill Cemetery Stream Restoration.....	21
Burtis House.....	22
Carr's/Elktonia/Moore's Beach Park.....	23
Cedar Park Sidewalks.....	24
Chesapeake Children's Museum Improvements.....	25
City Dock Boater Electrical Upgrades .....	26
City Dock Resilience and Revitalization.....	27
City Facility Improvements.....	28
City Facility Roof Replacements.....	29
City Facility Security Upgrades.....	30
City Green Roof Repair.....	31
City Harbor Flood Mitigation.....	32
City Offices Space Planning.....	33
Citywide Public Water Access Improvements.....	34
College Creek Connector Trail.....	35
Connecting Communities .....	36
Dam at Annapolis Waterworks Park.....	37
Duke of Gloucester Floating Pier.....	38

**CITY OF ANNAPOLIS**  
**FY2027 – FY2031 CAPITAL BUDGET AND CAPITAL IMPROVEMENT PROGRAM**  
**TABLE OF CONTENTS**

	<b>Page</b>
Eastport Choice Neighborhood Initiative.....	39
Eastport Flood Mitigation.....	40
Electric Annapolis Mobility Plan.....	41
Farragut Road Sidewalk - Howison Road to Rowe Boulevard.....	42
Fitness Equipment Replacement.....	43
Forest Drive Fire Station Renovations.....	44
Fuel Island Tank Removal and Upgrades.....	45
General Existing Waterfront Access Infrastructure.....	46
General Roadways.....	47
General Sidewalks.....	48
Gibraltar Avenue.....	49
Griscom, Collison, & Weems Whelan Ballfields.....	50
Hawkins Cove.....	51
Hilltop Lane Hiker/Biker Connection.....	52
Main Street Rebricking.....	53
Maintenance Facilities .....	54
Maynard Burgess House.....	55
Moyer Park Sidewalk Enhancements.....	56
Newman Street Playground Replacement.....	57
Northwest Street Park.....	58
Parks Maintenance Facility.....	59
Pedestrian Activated Crosswalk Signals on Bembe Beach Road.....	60
Pedestrian Activated Crosswalk Signals on Cedar Park Road.....	61
Pickleball Court Lights.....	62
Pip Moyer Restroom Upgrade.....	63
Public Mooring Replacement.....	64
Robert Eades Park.....	65
Russell Street.....	66
S. Southwood Sidewalk and Stormwater Management.....	67
Spa Road Environmental Remediation .....	68
Spa Road Sidewalk - Forest Drive to Hilltop Lane.....	69
Standard Specifications and Construction Detail.....	70
Stanton Center Renovations.....	71
Taylor Avenue Traffic Improvements.....	72
Traffic Safety Improvements.....	73
Tolson Street Park.....	74
Traffic Signal or Circle and Safety Improvements on Hilltop Lane.....	75
Traffic Signal Rehabilitation .....	76
Truxtun Heights Storm Drainage Improvements.....	77
Truxtun Park Improvements.....	78

**CITY OF ANNAPOLIS**  
**FY2027 – FY2031 CAPITAL BUDGET AND CAPITAL IMPROVEMENT PROGRAM**  
**TABLE OF CONTENTS**

	<b>Page</b>
Truxtun Park Road Parking Improvements.....	79
Truxtun Park Shoreline Stabilization.....	80
Tucker Street Boat Ramp.....	81
Underground Service Historic District.....	82
Upgrade City Coordinate System.....	83
Waterway Improvement Project - 4th Street.....	84
Waterway Improvement Project - 6th Street.....	85
Waterway Improvement Project - Amos Garrett Blvd.....	86
Waterway Improvement Project – Burnside Street.....	87
Waterway Improvement Project - Cheston Ave.....	88
Waterway Improvement Project - Conduit Street.....	89
Waterway Improvement Project - Shipwright Street.....	90
Waterway Improvement Project - Thompson Street.....	91
Waterway Improvement Project - Truxtun Pump House Road.....	92
Waterworks Buildings and Parking Improvements.....	93
Wells Cove.....	94
West East Express Bikeway.....	95
<b>Off Street Parking Fund</b>	
Gotts Garage Elevator Replacement.....	96
Knighton Garage Elevator Replacement.....	97
Parking Access Control Management System.....	98
Parking Garage and Lot Improvements.....	99
<b>Transportation Fund Projects</b>	
Bus Shelter Rehabilitation.....	100
Transportation Charging Infrastructure.....	101
Transportation Roof Replacement.....	102
<b>Sewer Fund Projects</b>	
Sewer Rehabilitation.....	103
<b>Water Fund Projects</b>	
Water Distribution Rehabilitation.....	104
Water Tank Rehabilitation.....	105
Well House Improvements.....	106
<b>Watershed Restoration Fund Projects</b>	
Hilltop Culvert Replacement.....	107
Stormwater Management Retrofit Projects.....	108
Stormwater MS4 Permit Compliance.....	109

## **PURPOSE**

Capital infrastructure is the cornerstone to providing core City services, and procuring, constructing, and maintaining capital assets are critical municipal activities. Capital assets comprise facilities, infrastructure, equipment, and networks that enable or improve the delivery of public sector services. Examples of capital assets include streets and public rights-of-way; supporting road infrastructure, such as sidewalks and lighting; stormwater and drainage systems; water and sewer systems; public buildings; recreation facilities and parks; public safety facilities; certain types of rolling stock and vehicles; computer technology, and information technology systems and infrastructure.

The City meets its current and long-term needs with a sound long-term capital plan that identifies capital and major equipment needs, maintenance requirements, funding options, and operating budget impacts. Recognizing that budgetary pressures make capital program investments difficult, it is imperative that the City's capital budget and capital improvement program ensure the continuing investment necessary to avoid functional obsolescence and preclude the negative impact of deferring capital investments.

The City considers all forms of public financing for its capital budget and capital improvement program, including pay-as-you-go funding, capital reserves, general obligation bonds, revenue bonds, capital leases, grants, private donations, and public-private partnership investments.

Other capital planning objectives include:

- Ensuring a relationship between the City's planning processes and its capital plan;
- Compliance with arbitrage regulations and bond covenants;
- Compliance with federal, state, and local laws, including debt capacity limits, procurement, and financial reporting requirements;
- The alignment of external and internal stakeholder information needs, such as project engineers, contractors, finance staff, executive management, elected officials, and constituents; and
- Meeting the business needs of key participants, including timing, cost activity, and project scope.

The quality and continued use of existing and new capital assets are essential to the health, safety, economic development, and quality of life for the citizens of Annapolis. A vibrant local economy is integral to the community's vitality and the financial health of surrounding regional jurisdictions. Regional economic development may require the financial participation of the City. For these reasons, capital planning is an important component of fiscal planning and vital to the local economy.

## **CITY CODE REQUIREMENTS**

Pursuant to Section 6.16.030 of the City Code, the Mayor is required to submit a capital budget and capital improvement program (CIP) to the City Council and the Planning Commission at the first City Council meeting in April of each year. The capital budget appropriates funds for the ensuing fiscal year, and the CIP programs funds for the five years subsequent to the ensuing fiscal year. No obligations of the City may be authorized for any capital project not included in the capital budget. The Finance Committee is required to review the capital budget and CIP and make recommendations to the City Council by the second Monday in May of each year. Additionally, the capital budget and CIP are referred to the Financial Advisory Commission to provide its recommendations to the City Council.

The Planning Commission is required to review the proposed capital budget and submit its recommendations to the City Council no later than the second Monday in May. Pursuant to the Land Use Article of the Code of Maryland, Section 3-205, the purpose of the Planning Commission's review is to ensure the proposed projects

are consistent with the City’s comprehensive plan. Prior to making its recommendation to the City Council, the Planning Commission is required to hold a public meeting on the proposed capital budget and CIP during which the Commission may accept evidence and testimony as it determines relevant.

The City Council is required to adopt the capital budget and CIP no later than June 30 of each year.

## **FUNDS OVERVIEW**

The capital projects presented in the capital budget and CIP are grouped by the funds that support them – the General Fund and the Sewer, Water, Off Street Parking, Watershed Restoration, Transportation, and Refuse enterprise funds.

### ***General Fund***

Capital projects supported by the General Fund generally fall into the following categories:

- City buildings and facilities;
- Information technology systems and infrastructure;
- Roadways, sidewalks, and infrastructure assets located in the public right-of-way;
- Recreation facilities and parks; and
- Special projects addressing economic development, revitalization, redevelopment, resiliency, and sustainability.

### ***Sewer Fund***

The Sewer Fund is an enterprise fund whose primary sources of revenue are user charges levied on sewer system customers and capital facilities assessments. The Sewer Fund supports capital projects related to wastewater collection and treatment.

The fund also supports a Water Reclamation Facility and a Wastewater Collection division. The Water Reclamation Facility is owned jointly with Anne Arundel County, Maryland. The Wastewater Collection division is responsible for operating, maintaining, and repairing the City’s 123-mile sewage conveyance system, including 25 pumping stations.

Planning documents pertaining to sewer infrastructure include:

- Water & Sewer System Evaluation - Comprehensive Analysis Plan (2019)
- Water & Sewer System Evaluation - Final 10-Year Plan (2019)
- Master Plan for Water Supply and Sewerage Systems (2022)

### ***Water Fund***

The Water Fund is an enterprise fund whose primary sources of revenue are user charges levied on water customers and capital facilities assessments. The Water Fund supports capital projects related to the water distribution system and water treatment plant.

The fund also supports the Water Plant and the Water Distribution operating divisions. The Water Plant division is responsible for the production, treatment, testing, storage, and initial distribution of all potable water for customers of the City. The Water Distribution division is responsible for meter reading and operating, maintaining, and repairing the City’s 137-mile water distribution system, including service lines, water meters, and fire hydrants.

Planning documents pertaining to water infrastructure include:

- Annual Water Quality Report
- Water Supply Capacity Management Plan (2017)
- Master Plan for Water Supply and Sewerage Systems (2022)
- Water & Sewer System Evaluation- Comprehensive Analysis Plan (2019)
- Water & Sewer System Evaluation- Final 10-Year Plan (2019)

### ***Off Street Parking Fund***

The Off Street Parking Fund is an enterprise fund whose primary source of revenue is parking fees generated by the use of the City's parking garages and off street parking lots. The fund supports operations and capital projects related to those parking facilities.

### ***Transportation Fund***

The Transportation Fund is an enterprise fund whose primary source of revenue is State grants and a transfer from the Parking Fund. The fund supports operations and capital projects related to public transportation services.

### ***Watershed Restoration Fund***

The Watershed Restoration Fund is an enterprise fund whose primary source of revenue is a fee imposed on all property owners in the City. The fund supports the operations and capital projects related to public stormwater management systems, watershed implementation plans, stream and wetland restoration activities, and compliance with the City's National Pollutant Discharge Elimination System Municipal Separate Storm Sewer (NPDES/MS4) and total maximum daily load (TMDL) requirements and goals.

### ***Refuse Fund***

The Refuse Fund is an enterprise fund whose primary source of revenue is a residential collection fee for curbside refuse, recycling, and yard waste collection. The fund supports operations and capital projects related to the collection of refuse, recycling, and yard waste.

## **CAPITAL BUDGET AND CIP DEVELOPMENT PROCESS**

The process used by the Mayor to develop the proposed capital budget and capital improvement program is described below. For the purposes of this document, "capital asset" means an asset that has a gross purchase price of \$50,000 or more with a useful life of five or more years.

### ***Capital Project Requests***

The City Manager, Director of Public Works, or Director of Finance shall seek input from the City Council on their capital project priorities and requests. This may be done formally in a work session or City Council meeting or informally. Departments submit capital budget requests to the City Manager and Finance Director.

Capital budget requests submitted by members of the City Council and departments include the project description, scope, timing, operating budget impact, and any legal or regulatory requirement for the proposed project.



### ***Mayor's Proposed Capital Budget and Capital Improvement Program***

The Mayor makes the final decisions on the proposed capital budget and capital improvement program and submits it to the City Council, the Planning Commission, and the Financial Advisory Commission pursuant to Section 6.16.030. The capital budget and capital improvement program categorizes projects as follows:

- Buildings and facilities
- Information technology systems and infrastructure
- Roads, sidewalks, and assets located in the public right-of-way
- Parks, recreation facilities, and open space
- Stormwater and watershed restoration projects
- Harbor and maritime infrastructure
- Parking facilities
- Refuse projects
- Water projects
- Sewer projects
- Transportation projects
- Rolling Stock and vehicles

### ***The Role of the Comprehensive Plan, Strategic Plan, and Master Plans that Affect Capital Projects Planning***

The City recognizes the Comprehensive Plan, Strategic Plan, and master plans are key components of the City's long-term capital planning. These plans forecast the outlook for the City and underscore the alignment between demand generators, capital improvement programs, and funding policies. Accordingly, such plans should be supported by realistic planning documents, solid financial policies targeted for the implementation of stated goals, and trends on the City's accomplishments and progress toward these goals.

In its Comprehensive Plan, the City establishes long-range strategies focused on community development and sustainability. As a blueprint for the future, and in accordance with Article 66B of the Annotated Code of Maryland, this plan identifies economic, land use, and transportation policies, and includes policies guiding infrastructure, housing, sensitive environmental resources, and community facilities. Regular updates to this plan determine development and infrastructure needs as local conditions change.

The City's Comprehensive Plan is the foundation for:

- The development of physical plans for sub-areas of the jurisdiction.
- The study of subdivision regulations, zoning standards, and maps.
- The location and design of thoroughfares and other major transportation facilities.
- The identification of areas in need of utility development or extensions.
- The acquisition and development of community facility sites.
- The acquisition and protection of open space.
- The identification of economic development areas.
- The incorporation of environmental conservation and green technologies.
- The evaluation of short-range plans (zoning requests, subdivision review, site plan analysis) and day-to-day decisions regarding long-range jurisdictional benefit and the alignment of local jurisdictional plans with regional plans.
- The development of a capital budget and capital improvement program.

The Comprehensive Plan also adopts strategic goals that are referenced in the evaluation of capital projects and incorporated into this policy. When the Comprehensive Plan is updated, the update will formulate new strategic goals. The Strategic Goals per the 2009 Comprehensive Plan are as follows:

- Economic Development: Improve the city's property tax base by investing in projects that will spur new private investment to redevelop vacant and/or underutilized properties.
- Buildings and Facilities: Shrink the City's carbon footprint and become a community of green buildings to combat climate change.
- Roads: Specific and targeted improvements to the local street system should be made with priority to those that improve crosstown circulation, route continuity for public transit, and intersection capacities.
- Roads: Street improvements should be made to support the implementation of the Opportunity Areas.
- Roads: The City will invest in systemwide improvements to convert main streets and avenues into "complete streets" - that is, streets that serve the full needs of the community.
- Recreation/Parks: Enhance existing parks and facilities with the objective of supporting structured and informal recreation, protecting the natural environment, and encouraging human health and fitness.
- Recreation and Parks: Expansion of the parks system should be undertaken selectively and strategically, with the objective of taking advantage of rare opportunities, providing parks and recreation services to underserved areas, allowing public access to the waterfront, and furthering environmental goals.
- Trails: Complete the network of pedestrian and bicycle pathways.
- Transportation: Pursue the creation of a regional transit system serving the needs of Annapolis commuters, residents, and visitors.
- Buildings and Facilities and Roads: Protect and enhance Annapolis' rich cultural history and wealth of historic resources.
- Stormwater: Reduce the polluting effects of stormwater runoff into the Chesapeake Bay and its tributaries.
- Water: Protect and conserve the existing water supply and distribution systems by modernizing the existing treatment, storage and distribution system.
- Sewer: Enhance the wastewater collection and treatment systems by modernizing the existing collection system

The City Strategic Plan, completed in 2012, identified three primary issues. The issues and associated goals to be considered when assessing capital projects are:

- Issue 1: The need to match service delivery to resource constraints.
  - Goal 1: Optimize operating capital.
  - Goal 2: Give funding priority to core services.
  - Goal 3: Increase efficiency of operations, processes, and services.
- Issue 2: The need to diversify input to the City Council.
  - Goal 1: Improve City Council meetings to facilitate and encourage resident input from different perspectives.
  - Goal 2: Offer additional forums for residents to provide input to Council.
  - Goal 3: Improve and expand Council communication and interaction with residents.
- Issue 3: The need to promote housing and employment opportunities for lower and middle-income levels.

Master Plans may be developed to inventory and assess types of physical infrastructure, identify deficiencies, and prioritize needed investments. Functional areas include:

- City facilities
- Parks, recreation, and open space
- Transportation, including bicycle and pedestrian facilities
- Water and sewer Infrastructure
- Information technology systems and technology infrastructure

## **ACKNOWLEDGMENTS**

This document could not have been prepared without the cooperation, support, and leadership of the Mayor, the City Council, the Finance Committee, and the Department Directors. The purpose of preparing a capital budget is to put forth the capital plan of the City and to show citizens the costs of capital improvements. Department Directors and City management staff spent many hours developing capital projects that would benefit the City of Annapolis. The individuals listed below played an integral part in the preparation of this document.

Michael Mallinoff, J.D., City Manager  
 Victoria Buckland, Assistant City Manager  
 Jake Trudeau, Budget Manager  
 Darren Johnson, Senior Budget Analyst  
 Burr Vogel, P.E., Director of Public Works  
 Christopher Jakubiak, AICP, Director of Planning and Zoning  
 Marcia Patrick, P.E., Assistant Director of Public Works  
 Markus Moore, CCTM, Director of Transportation  
 Eric Leshinsky, AICP, Chief of Comprehensive Planning  
 Roslyn Johnson, CPRP, Director of Recreation and Parks  
 Department of Public Works Engineering Team

**FY2026 - FY2031 CAPITAL BUDGET AND IMPROVEMENT PROGRAM PROJECT SUMMARY**

GENERAL FUND		Prior Approved Appropriations	FY2026 Capital Budget	Capital Improvement Program					Total
Project #	Project			FY2027	FY2028	FY2029	FY2030	FY2031	
40049	Acton Cove Waterfront Park	\$ 197,610	\$ 735,000	\$ 6,930	\$ -	\$ -	\$ -	\$ -	\$ 939,540
40038	Annapolis Gateway Park	1,071,200	-	-	-	-	-	-	1,071,200
40026	Annapolis Police Department Carport	147,000	-	-	-	-	-	-	147,000
40050	Annapolis Solar Park Pollinator Habitat	157,500	105,000	-	-	-	-	-	262,500
40039	Annapolis Walk Park Improvements	528,800	797,500	210,000	-	-	-	-	1,536,300
40014	Barbud Lane	1,493,700	-	-	-	-	-	-	1,493,700
40066	Bay Ridge Avenue Bikeways	301,056	7,100	3,528	-	-	-	-	311,684
40040	Bay Ridge Avenue Sidewalk	192,809	468,244	6,997	-	-	-	-	668,050
40005	Brewer's Hill Cemetery Stream Restoration	105,000	157,500	-	-	-	-	-	262,500
40020	Burtis House	330,173	-	-	-	-	-	-	330,173
40041	Carr's/Elktonia/Moore's Beach Park	11,408,250	2,415,000	3,255,000	-	-	-	-	17,078,250
40022	Cedar Park Sidewalks	701,200	262,500	472,500	210,000	-	-	-	1,646,200
40067	Chesapeake Children's Museum Improvements	52,500	-	-	52,500	210,000	-	-	315,000
40068	City Dock Boater Electrical Upgrades	262,500	-	-	-	-	-	-	262,500
40042	City Dock Resilience and Revitalization	71,373,363	5,250,000	-	11,167,535	-	-	-	87,790,898
20013/20014/20016/40023	City Facility Improvements	4,786,205	700,000	700,000	700,000	700,000	700,000	700,000	8,986,205
40069	City Facility Roof Replacements	315,000	-	-	-	-	-	-	315,000
40024	City Facility Security Upgrades	2,745,750	945,000	189,000	189,000	189,000	189,000	189,000	4,635,750
40070	City Green Roof Repair ( See Note 4 below)	262,500	-	-	-	-	-	-	262,500
50005	City Harbor Flood Mitigation	20,950,815	-	-	-	-	-	-	20,950,815
40071	City Offices Space Planning	2,800,000	525,000	-	-	-	-	-	3,325,000
40051	Citywide Public Water Access Improvements	413,700	157,500	-	-	-	-	-	571,200
40054	College Creek Connector Trail	3,557,925	14,200	2,907,088	-	-	-	-	6,479,213
50010	Connecting Communities (formerly, Trail Connections)	5,159,016	(1,300,000)	-	2,000,000	2,000,000	2,000,000	2,000,000	11,859,016
NEW	Dam at Annapolis Waterworks Park	-	78,750	420,000	-	-	-	-	498,750
40055	Duke of Gloucester Floating Pier	112,560	-	182,280	-	-	-	-	294,840
40072	Eastport Choice Neighborhood Initiative	2,000,000	-	-	-	-	-	-	2,000,000
40073	Eastport Flood Mitigation	536,025	210,000	1,050,000	2,625,000	1,575,000	-	-	5,996,025
40043	Electric Annapolis Mobility Plan	5,561,039	(3,500,000)	-	-	-	-	-	2,061,039
40065	Farragut Road Sidewalk - Howison Road to Rowe Boulevard	78,750	157,500	577,500	-	-	-	-	813,750
40028	Fitness Equipment Replacement	260,000	52,500	52,500	52,500	52,500	52,500	52,500	575,000
50024	Forest Drive Fire Station Renovations	542,050	-	-	-	-	-	-	542,050
40074	Fuel Island Tank Removal and Upgrades	1,097,250	157,500	-	-	-	-	-	1,254,750
40056	General Existing Waterfront Access Infrastructure	244,050	129,300	125,025	120,750	120,750	120,750	120,750	981,375
40018/40021	General Roadways	19,006,730	3,000,000	3,000,000	3,000,000	3,000,000	3,000,000	3,000,000	37,006,730
40010/40015/40017/40019	General Sidewalks	3,850,000	600,000	600,000	600,000	600,000	600,000	600,000	7,450,000
40057	Gibraltar Avenue	63,000	-	-	-	-	-	-	63,000
40075	Griscom, Collison, & Weems Whelan Ballfields	210,000	2,625,000	-	-	-	-	-	2,835,000
40033	Hawkins Cove ( See Note 3 below)	2,604,000	1,650,870	-	-	-	-	-	4,254,870
40076	Hilltop Lane Hiker/Biker Connection	227,640	542,640	8,820	-	-	-	-	779,100
170000	Main Street Rebricking	-	-	630,000	1,207,500	1,207,500	-	-	3,045,000
20004	Maintenance Facilities (See Note 1 Below)	16,996,857	(6,530)	-	-	-	-	-	16,990,327
250000	Maynard Burgess House	1,374,309	(64,400)	-	-	-	-	-	1,309,909
40045	Moyer Park Sidewalk Enhancements	499,968	11,718	5,859	-	-	-	-	517,545
40077	Newman Street Playground Replacement	735,000	-	-	-	-	-	-	735,000
NEW	Northwest Street Park	105,000	131,250	1,050,000	-	-	-	-	1,286,250
40058	Parks Maintenance Facility	1,165,500	1,338,750	-	-	-	-	-	2,504,250
40078	Pedestrian Activated Crosswalk on Bembe Beach Road at Baywoods	93,250	-	-	-	-	-	-	93,250
40064	Pedestrian Activated Crosswalk Signals on Cedar Park Road	95,488	2,238	1,119	-	-	-	-	98,845
40046	Pickleball Court Lights	381,150	-	-	-	-	-	-	381,150

**FY2026 - FY2031 CAPITAL BUDGET AND IMPROVEMENT PROGRAM PROJECT SUMMARY**  
(continued)

NEW	Pip Moyer Restroom Upgrade		288,750	-	-	-	-	-	288,750
40079	Public Mooring Replacement	-	99,750	52,500	52,500	52,500	52,500	52,500	362,250
40034	Robert Eades Park	2,175,050	(1,495,000)	-	-	-	-	-	680,050
40013	Russell Street	116,550	-	-	-	-	-	-	116,550
40029	S. Southwood Sidewalk and Stormwater Management	420,000	-	1,207,500	-	-	-	-	1,627,500
40032	Spa Road Environmental Remediation (formerly, Weems-Whelan Field)	887,500	420,000	-	-	-	-	-	1,307,500
40059	Spa Road Sidewalk - Forest Drive to Hilltop Lane	85,680	266,930	6,930	-	-	-	-	359,540
50022	Standard Specifications and Construction Details (See Note 2 Below)	320,250	-	-	-	-	-	-	320,250
40037	Stanton Center Renovations	2,828,000	1,625,000	6,300,000	-	-	-	-	10,753,000
40035	Taylor Avenue Traffic Improvements	310,000	-	-	-	-	-	-	310,000
40060	Traffic Safety Improvements	252,000	120,750	120,750	120,750	120,750	120,750	120,750	976,500
NEW	Tolson Street Park	-	136,500	787,500	-	-	-	-	924,000
40080	Traffic Signal or Circle and Safety Improvements on Hilltop Lane	210,000	-	525,000	-	-	-	-	735,000
50018	Traffic Signal Rehabilitation and Replacement with Circles	2,762,115	1,214,414	584,430	577,500	577,500	577,500	577,500	6,870,959
40030	Truxtun Heights Storm Drainage Improvements	3,298,846	-	-	-	-	-	-	3,298,846
40047	Truxtun Park Improvements	678,950	-	-	-	-	-	-	678,950
40081	Truxtun Park Road Parking Improvement	945,000	-	-	-	-	-	-	945,000
40082	Truxtun Park Shoreline Stabilization	2,100,000	(1,000,000)	2,100,000	-	-	-	-	3,200,000
50023	Tucker Street Boat Ramp	762,163	17,863	8,932	-	-	-	-	788,958
40048	Underground Service Historic District	762,500	-	-	-	-	-	-	762,500
50017	Upgrade City Coordinate System	460,100	-	-	-	-	-	-	460,100
40083	Waterway Improvement Project - 4th Street	349,440	8,190	166,845	-	-	-	-	524,475
84525	Waterway Improvement Project - 6th Street	375,245	61,295	4,397	-	-	-	-	440,937
40061	Waterway Improvement Project - Amos Garrett Blvd	52,500	(31,500)	168,000	-	-	-	-	189,000
NEW	Waterway Improvement Project - Burnside Street	-	-	425,250	-	-	-	-	425,250
40053/84527/84573	Waterway Improvement Project - Cheston Ave	478,250	(114,552)	-	-	-	-	-	363,698
TBD	Waterway Improvement Project - Conduit Street	-	-	73,500	315,000	-	-	-	388,500
40084	Waterway Improvement Project - Shipwright Street	349,440	8,190	4,095	-	-	-	-	361,725
40062	Waterway Improvement Project - Thompson Street	333,312	7,812	3,906	-	-	-	-	345,030
40085	Waterway Improvement Project - Truxtun Pump House Road	102,144	2,394	1,197	-	-	-	-	105,735
40063	Waterworks Buildings and Parking Improvements	73,500	262,500	-	-	-	-	-	336,000
NEW	Wells Cove	-	105,000	-	-	-	-	-	105,000
40052	West East Express Bikeway	6,923,353	775,583	13,792	-	-	-	-	7,712,728
Total General Fund		215,565,076	21,136,498	28,008,670	22,990,535	10,405,500	7,413,000	7,413,000	312,932,280

OFF STREET PARKING FUND		Prior Approved Appropriations	FY2026 Capital Budget	Capital Improvement Program					Total
Project #	Project			FY2027	FY2028	FY2029	FY2030	FY2031	
70037	Gotts Garage Elevator Replacement	882,000	-	-	-	-	-	-	882,000
NEW	Knighton Garage Elevator Replacement	-	435,750	435,750	-	-	-	-	871,500
73004	Parking Access Control Management System	329,700	(315,500)	-	-	-	-	-	14,200
73009	Parking Garage and Lot Improvements	633,000	367,500	105,000	105,000	105,000	105,000	105,000	1,525,500
Total Off Street Parking Fund		1,844,700	487,750	540,750	105,000	105,000	105,000	105,000	3,293,200

TRANSPORTATION FUND		Prior Approved Appropriations	FY2026 Capital Budget	Capital Improvement Program					Total
Project #	Project			FY2027	FY2028	FY2029	FY2030	FY2031	
New	Bus Shelter Rehabilitation		78,500	78,750	78,750	78,750	78,750	78,750	472,250
73010	Transportation Charging Infrastructure	724,500	1,155,000	-	-	-	-	-	1,879,500
73008	Transportation Roof Replacement	420,000	89,250	-	-	-	-	-	509,250
Total Transportation Fund		1,144,500	1,322,750	78,750	78,750	78,750	78,750	78,750	2,861,000

SEWER FUND		Prior Approved Appropriations	FY2026 Capital Budget	Capital Improvement Program					Total
Project #	Project			FY2027	FY2028	FY2029	FY2030	FY2031	
72006/72007	Sewer Rehabilitation	20,556,000	2,250,000	2,250,000	2,250,000	2,250,000	2,250,000	2,250,000	34,056,000
Total Sewer Fund		20,556,000	2,250,000	2,250,000	2,250,000	2,250,000	2,250,000	2,250,000	34,056,000

WATER FUND		Prior Approved Appropriations	FY2026 Capital Budget	Capital Improvement Program					Total
Project #	Project			FY2027	FY2028	FY2029	FY2030	FY2031	
71003/71005	Water Distribution Rehabilitation	35,260,420	3,675,000	4,900,000	4,900,000	4,900,000	4,900,000	4,900,000	63,435,420
71002/71006	Water Tank Rehabilitation	5,880,500	(1,000,000)	-	-	-	-	-	4,880,500
71001/71007	Well House Improvements	1,470,000	525,000	-	-	-	-	-	1,995,000
Total Water Fund		42,610,920	3,200,000	4,900,000	4,900,000	4,900,000	4,900,000	4,900,000	70,310,920

WATERSHED RESTORATION FUND		Prior Approved Appropriations	FY2026 Capital Budget	Capital Improvement Program					Total
Project #	Project			FY2027	FY2028	FY2029	FY2030	FY2031	
77020	Hilltop Culvert Replacement	750,000	-	-	-	-	-	-	750,000
77012/77015/77018	Stormwater Management Retrofit Projects	1,226,368	500,000	1,000,000	1,050,000	1,102,500	1,157,625	1,157,625	7,194,118
77008/77009/77016/77017	Stormwater MS4 Permit Compliance	9,676,625	1,331,269	1,397,833	1,467,724	1,541,109	1,618,165	1,618,165	18,650,890
Total Watershed Restoration Fund		11,652,993	1,831,269	2,397,833	2,517,724	2,643,609	2,775,790	2,775,790	26,595,008

ALL FUNDS - TOTAL		Prior Approved Appropriations	FY2026 Capital Budget	Capital Improvement Program					Total
				FY2027	FY2028	FY2029	FY2030	FY2031	
Total All Funds		\$ 293,374,189	\$ 30,228,267	\$ 38,176,003	\$ 32,842,009	\$ 20,382,859	\$ 17,522,540	\$ 17,522,540	\$ 450,048,408

**Note 1:** The Maintenance Facility project is shown as a General Fund project above. However, \$491,500 will be paid from the Refuse Fund; \$909,500 will be paid from the Sewer Fund; \$2,237,000 will be paid from Water Fund; and \$282,500 will be paid from Watershed Protection Fund.

**Note 2:** The Standard Specifications and Construction Details project is shown as a General Fund project above. However, \$106,750 will be paid from the Sewer Fund, and \$106,750 will be paid from the Water Fund.

**Note 3:** The Hawkins Cove project is shown as a General Fund project above. However, \$75,000 will be paid from the Watershed Restoration Fund.

**Note 4:** The City Green Roof Repair project is shown as a General Fund project above. However, \$131,200 will be paid from the Watershed Restoration Fund.

**FY2026 - FY2031 CAPITAL BUDGET AND IMPROVEMENT PROGRAM FUNDING SUMMARY**

GENERAL FUND Funding Source	Prior Approved Appropriations	FY2026 Capital Budget	Capital Improvement Program					Total
			FY2027	FY2028	FY2029	FY2030	FY2031	
<b>Bonds</b>								
Bonds repaid by General Fund	\$ 71,410,410	\$ 18,957,257	\$ 11,467,054	\$ 18,799,785	\$ 7,379,750	\$ 5,387,250	\$ 5,387,250	\$ 138,788,756
Bonds repaid by Refuse Fund	491,500	-	-	-	-	-	-	491,500
Bonds repaid by Sewer Fund	909,500	-	-	-	-	-	-	909,500
Bonds repaid by Water Fund	2,237,000	-	-	-	-	-	-	2,237,000
Bonds repaid by Watershed Restoration Fund	488,750	-	-	-	-	-	-	488,750
<b>Pay-Go</b>								
General Fund Pay-Go	573,219	(6,530)	-	-	-	-	-	566,689
Sewer Fund Pay-Go	106,750	-	-	-	-	-	-	106,750
Water Fund Pay-Go	106,750	-	-	-	-	-	-	106,750
Watershed Restoration Fund Pay-Go	40,000	-	-	-	-	-	-	40,000
<b>Grants</b>								
African American Heritage Preservation	100,000	(100,000)	-	-	-	-	-	-
Anne Arundel County Grant	250,000	2,000,000	-	-	-	-	-	2,250,000
Army Corps	60,000	-	-	-	-	-	-	60,000
Chesapeake Bay Trust	65,000	-	-	-	-	-	-	65,000
Community Legacy	200,000	-	-	-	-	-	-	200,000
Congressional Emark	9,250,000	(2,000,000)	11,900,000	-	-	-	-	19,150,000
Federal Grant	7,586,200	-	-	-	-	-	-	7,586,200
Land & Water Conservations Fund		(1,000,000)	-	-	-	-	-	(1,000,000)
National Oceanic and Atmospheric Administration		(2,995,000)	-	-	-	-	-	(2,995,000)
FEMA Grant	36,229,500	1,430,670	750,000	-	-	-	-	38,410,170
Federal Transit Administration	3,283,116	(3,500,000)	-	-	-	-	-	(216,884)
Federal Highway Administration Safe Streets For All	-	623,054	-	-	-	-	-	623,054
Maryland Department of Environment	6,100,000	-	300,000	-	-	-	-	6,400,000
Maryland Department General Services	1,060,000	-	-	-	-	-	-	1,060,000
Maryland Department of Housing & Community Development	1,000,000	-	-	-	-	-	-	1,000,000
Maryland DNR Local Parks and Playground Infrastructures (LPPI)	800,000	-	-	-	-	-	-	800,000
Maryland Department of Natural Resources - Waterway Improvement Grant	1,694,000	130,448	500,250	150,000	-	-	-	2,474,698
Maryland DNR Community Parks and Playgrounds	128,270	-	-	-	-	-	-	128,270
Maryland DNR Engineering Dredging	75,000	-	-	-	-	-	-	75,000
Maryland Department of Transportation Bikeways Grant	1,442,000	-	-	-	-	-	-	1,442,000
Maryland Heritage Areas Program	100,000	-	-	-	-	-	-	100,000
Maryland Historical Trust	200,000	-	-	-	-	-	-	200,000
Maryland Recreational Trails	2,002,000	748,000	-	-	-	-	-	2,750,000
Maryland Transportation Alternatives Program	2,750,000	-	-	-	-	-	-	2,750,000
National Fish and Wildlife Foundation	500,000	-	-	-	-	-	-	500,000
National Park Service Chesapeake Gateways Program	1,155,173	-	-	-	-	-	-	1,155,173
Program Open Space (POS)	6,335,750	1,000,000	-	-	-	-	-	7,335,750
State of Maryland Capital Grant	16,525,000	-	-	-	-	-	-	16,525,000
Unspecified Grants	2,000,000	1,700,000	500,000	2,000,000	1,000,000	-	-	7,200,000
<b>Other</b>								
Capital Reserve Fund	20,722,795	4,148,600	2,591,366	2,040,750	2,025,750	2,025,750	2,025,750	35,580,761
American Rescue Plan Act (ARPA)	2,124,000	-	-	-	-	-	-	2,124,000
Reserves for One-Time Uses	446,000	-	-	-	-	-	-	446,000
Developer Contribution	310,000	-	-	-	-	-	-	310,000
Concession Payment	12,676,163	-	-	-	-	-	-	12,676,163
Miscellaneous	1,023,730	-	-	-	-	-	-	1,023,730
Revenue from Anne Arundel County - POS Acquisition	1,007,500	-	-	-	-	-	-	1,007,500
<b>Total General Fund</b>	<b>215,565,076</b>	<b>21,136,498</b>	<b>28,008,670</b>	<b>22,990,535</b>	<b>10,405,500</b>	<b>7,413,000</b>	<b>7,413,000</b>	<b>312,932,280</b>

**FY2026 - FY2031 CAPITAL BUDGET AND IMPROVEMENT PROGRAM FUNDING SUMMARY  
(continued)**

<b>OFF STREET PARKING FUND</b>	<b>Prior Approved Appropriations</b>	<b>FY2026 Capital Budget</b>	<b>Capital Improvement Program</b>					<b>Total</b>
<b>Funding Source</b>			<b>FY2027</b>	<b>FY2028</b>	<b>FY2029</b>	<b>FY2030</b>	<b>FY2031</b>	
Bonds	1,211,700	120,250	435,750	-	-	-	-	1,767,700
Pay-Go	633,000	367,500	105,000	105,000	105,000	105,000	105,000	1,525,500
Total Off-Street Parking Fund	1,844,700	487,750	540,750	105,000	105,000	105,000	105,000	3,293,200

<b>TRANSPORTATION FUND</b>	<b>Prior Approved Appropriations</b>	<b>FY2026 Capital Budget</b>	<b>Capital Improvement Program</b>					<b>Total</b>
<b>Funding Source</b>			<b>FY2027</b>	<b>FY2028</b>	<b>FY2029</b>	<b>FY2030</b>	<b>FY2031</b>	
Bonds	1,144,500	839,250	-	-	-	-	-	1,983,750
MTA Capital Grant		405,000						405,000
Capital Reserve		78,500	78,750	78,750	78,750	78,750	78,750	472,250
Total Transportation Fund	1,144,500	1,322,750	78,750	78,750	78,750	78,750	78,750	2,861,000

<b>SEWER FUND</b>	<b>Prior Approved Appropriations</b>	<b>FY2026 Capital Budget</b>	<b>Capital Improvement Program</b>					<b>Total</b>
<b>Funding Source</b>			<b>FY2026</b>	<b>FY2027</b>	<b>FY2028</b>	<b>FY2029</b>	<b>FY2030</b>	
Bonds	17,517,600	1,575,000	1,575,000	1,575,000	1,575,000	1,575,000	1,575,000	26,967,600
Pay-Go	3,038,400	675,000	675,000	675,000	675,000	675,000	675,000	7,088,400
Total Sewer Fund	20,556,000	2,250,000	2,250,000	2,250,000	2,250,000	2,250,000	2,250,000	34,056,000

<b>WATER FUND</b>	<b>Prior Approved Appropriations</b>	<b>FY2026 Capital Budget</b>	<b>Capital Improvement Program</b>					<b>Total</b>
<b>Funding Source</b>			<b>FY2026</b>	<b>FY2027</b>	<b>FY2028</b>	<b>FY2029</b>	<b>FY2030</b>	
Bonds	32,787,402	2,397,500	3,430,000	3,430,000	3,430,000	3,430,000	3,430,000	52,334,902
Pay-Go	9,823,518	802,500	1,470,000	1,470,000	1,470,000	1,470,000	1,470,000	17,976,018
Grant (Maryland Department of the Environment)	-	-	-	-	-	-	-	-
Other (Maryland Department of the Environment Loan)	-	-	-	-	-	-	-	-
Total Water Fund	42,610,920	3,200,000	4,900,000	4,900,000	4,900,000	4,900,000	4,900,000	70,310,920


<b>WATERSHED RESTORATION FUND</b>	<b>Prior Approved Appropriations</b>	<b>FY2026 Capital Budget</b>	<b>Capital Improvement Program</b>					<b>Total</b>
<b>Funding Source</b>			<b>FY2026</b>	<b>FY2027</b>	<b>FY2028</b>	<b>FY2029</b>	<b>FY2030</b>	
Bonds repaid by Watershed Restoration Fund	5,470,375	1,664,602	1,666,667	1,700,000	1,735,000	1,771,750	1,771,750	15,780,144
Bonds repaid by General Fund	131,250	-	-	-	-	-	-	131,250
Pay-Go	5,526,368	166,667	731,166	817,724	908,609	1,004,040	1,004,040	10,158,614
Grants	525,000	-	-	-	-	-	-	525,000
Total Watershed Fund	11,652,993	1,831,269	2,397,833	2,517,724	2,643,609	2,775,790	2,775,790	26,595,008



**FY2026 - FY2031 CAPITAL BUDGET AND IMPROVEMENT PROGRAM FUNDING SUMMARY  
(continued)**


ALL FUNDS Funding Source	Prior Approved Appropriations	FY2026 Capital Budget	Capital Improvement Program					Total
			FY2027	FY2028	FY2029	FY2030	FY2031	
Bonds	133,799,987	25,553,859	18,574,471	25,504,785	14,119,750	12,164,000	12,164,000	241,880,852
Pay-Go	19,848,005	2,005,137	2,981,166	3,067,724	3,158,609	3,254,040	3,254,040	37,568,721
Grants	101,416,009	(1,557,828)	13,950,250	2,150,000	1,000,000	-	-	116,958,431
Other	38,310,188	4,227,100	2,670,116	2,119,500	2,104,500	2,104,500	2,104,500	53,640,404
Total - All Funding Sources	293,374,189	30,228,267	38,176,003	32,842,009	20,382,859	17,522,540	17,522,540	450,048,408

SUMMARY OF BONDS AND PAY-GO Funding Source	Prior Approved Appropriations	FY2026 Capital Budget	Capital Improvement Program					Total
			FY2027	FY2028	FY2029	FY2030	FY2031	
<b>Bonds</b>								
Bonds repaid by General Fund	71,541,660	18,957,257	11,467,054	18,799,785	7,379,750	5,387,250	5,387,250	138,920,006
Bonds repaid by Off Street Parking Fund	1,211,700	120,250	435,750	-	-	-	-	1,767,700
Bonds repaid by Transportation Fund	1,144,500	839,250	-	-	-	-	-	1,983,750
Bonds repaid by Refuse Fund	491,500	-	-	-	-	-	-	491,500
Bonds repaid by Sewer Fund	18,427,100	1,575,000	1,575,000	1,575,000	1,575,000	1,575,000	1,575,000	27,877,100
Bonds repaid by Water Fund	35,024,402	2,397,500	3,430,000	3,430,000	3,430,000	3,430,000	3,430,000	54,571,902
Bonds repaid by Watershed Restoration Fund	5,959,125	1,664,602	1,666,667	1,700,000	1,735,000	1,771,750	1,771,750	16,268,894
Total Bonds	133,799,987	25,553,859	18,574,471	25,504,785	14,119,750	12,164,000	12,164,000	241,880,852
<b>Pay-Go</b>								
General Fund Pay-Go	573,219	(6,530)	-	-	-	-	-	566,689
Parking Fund Pay-Go	633,000	367,500	105,000	105,000	105,000	105,000	105,000	1,525,500
Sewer Fund Pay-Go	3,145,150	675,000	675,000	675,000	675,000	675,000	675,000	7,195,150
Water Fund Pay-Go	9,930,268	802,500	1,470,000	1,470,000	1,470,000	1,470,000	1,470,000	18,082,768
Watershed Restoration Fund Pay-Go	5,566,368	166,667	731,166	817,724	908,609	1,004,040	1,004,040	10,198,614
Total Pay-Go	\$ 19,848,005	\$ 2,005,137	\$ 2,981,166	\$ 3,067,724	\$ 3,158,609	\$ 3,254,040	\$ 3,254,040	\$ 37,568,721

<b>Project Title</b> Acton Cove Waterfront Park		<b>Project Number</b> 40049	
<b>Project Description:</b> This is an improvement project to one of Annapolis most well-used waterfront parks which currently experiences regular ponding following rain events which impedes access to the waterfront. The initial scope of the project will assess the cause of the ponding and propose landscape design solutions including the relocation and/or replacement of an existing storm grate, the regrading of a brick path, and planting areas which can better absorb stormwater. Following the completion of the drainage project, the existing bulkhead, boardwalk, and pier extension will be replaced. Additional scope may include upgrading for ADA accessibility, expanding the area for boat tie-ups, improving access to the water taxi service, and providing a kayak/SUP launch.			
<b>Financial Activity:</b>		<b>Changes from Prior Year:</b>	
	<b>Expended</b>	<b>Encumbered</b>	<b>Total</b>
January 31, 2024	\$ 11,206	\$ -	\$ 11,206
January 31, 2025	\$ 93,000	\$ -	\$ 93,000
<b>Operational Impact:</b>	Not available at the time of budget presentation. The Department is continuing to research.		
	<b>Status:</b>	The drainage project has been completed.	
	<b>Funding:</b>	An additional \$327,390 was requested in FY2026 for more durable bulkhead material, which requires less maintenance.	
	<b>Scope:</b>	No change.	
	<b>Timing:</b>	Design for waterfront improvements to start in FY2026.	
<b>Lead Department:</b> Public Works			
<b>Supporting Department:</b> None			
<b>Non-City Funding Sources:</b> FY2024 \$100K Maryland DNR Local Parks and Playground Infrastructures (LPPI). Candidate for Department of Natural Resources State Waterway Improvement Grant.			
<b>Land Use Plans:</b> None			


Expenditure Schedule	Capital Improvement Program							Total Project Cost
	Prior Approved Appropriations	FY2026 Budget	FY2027	FY2028	FY2029	FY2030	FY2031	
Land Acquisition	-	-	-	-	-	-	-	-
Planning	-	-	-	-	-	-	-	-
Design	86,206	100,000	-	-	-	-	-	186,206
Construction	88,794	600,000	-	-	-	-	-	688,794
City Overhead	22,610	35,000	6,930	-	-	-	-	64,540
Other	-	-	-	-	-	-	-	-
<b>Total</b>	<b>197,610</b>	<b>735,000</b>	<b>6,930</b>	<b>-</b>	<b>-</b>	<b>-</b>	<b>-</b>	<b>939,540</b>

Funding Schedule	Capital Improvement Program							Total Project Cost
	Prior Approved Appropriations	FY2026 Budget	FY2027	FY2028	FY2029	FY2030	FY2031	
Bonds	92,610	385,000	6,930	-	-	-	-	484,540
Pay-Go	-	-	-	-	-	-	-	-
Grants (Approved)	100,000	-	-	-	-	-	-	100,000
Grants (Pending)	-	350,000	-	-	-	-	-	350,000
Other - Capital Reserve	5,000	-	-	-	-	-	-	5,000
<b>Total</b>	<b>197,610</b>	<b>735,000</b>	<b>6,930</b>	<b>-</b>	<b>-</b>	<b>-</b>	<b>-</b>	<b>939,540</b>

<b>Project Title</b> Annapolis Gateway Park		<b>Project Number</b> 40038	
<b>Project Description:</b> This project will create a new park at a prominent but underutilized site along the Rowe Boulevard gateway to the City's downtown and State Capital campus. The park will be sited along College Creek on undeveloped property owned by the State of Maryland and the Navy. Discussions began in FY2023 for the State-owned parcel to be conveyed to the City for the project, and a future lease agreement with the Navy for the federally-owned parcel.			
<b>Financial Activity:</b>		<b>Changes from Prior Year:</b>	
	<u>Expended</u>	<u>Encumbered</u>	<u>Total</u>
January 31, 2024	\$ -	\$ -	\$ -
January 31, 2025	\$ 10,744	\$ 756	\$ 11,500
<b>Operational Impact:</b>	Not available at the time of budget presentation. The Department is continuing to research.		
	<b>Status:</b>	This project is in the planning phase	
	<b>Funding:</b>	No change.	
	<b>Scope:</b>	No change.	
	<b>Timing:</b>	Anticipated completion FY2028	
<b>Lead Department:</b> Central Services			
<b>Supporting Department:</b> Recreation and Parks			
<b>Non-City Funding Sources:</b> Maryland Department of General Services - \$110,000, Congressional Earmark - \$850,000			
<b>Land Use Plans:</b> Comprehensive Plan (2009); Parks and Paths for People Plan (1987); Quality of Life Goals			


Expenditure Schedule	Prior Approved Appropriations	FY2026 Budget	Capital Improvement Program					Total Project Cost
			FY2027	FY2028	FY2029	FY2030	FY2031	
Land Acquisition	35,700	-	-	-	-	-	-	35,700
Planning	35,000	-	-	-	-	-	-	35,000
Design	100,000	-	-	-	-	-	-	100,000
Construction	850,000	-	-	-	-	-	-	850,000
City Overhead	50,500	-	-	-	-	-	-	50,500
Other	-	-	-	-	-	-	-	-
<b>Total</b>	1,071,200	-	-	-	-	-	-	1,071,200

Funding Schedule	Prior Approved Appropriations	FY2026 Budget	Capital Improvement Program					Total Project Cost
			FY2027	FY2028	FY2029	FY2030	FY2031	
Bonds	-	-	-	-	-	-	-	-
Pay-Go	-	-	-	-	-	-	-	-
Grants (Approved)	960,000	-	-	-	-	-	-	960,000
Grants (Pending)	-	-	-	-	-	-	-	-
Other - Capital Reserve	111,200	-	-	-	-	-	-	111,200
<b>Total</b>	1,071,200	-	-	-	-	-	-	1,071,200

<b>Project Title</b> Annapolis Police Department Carport		<b>Project Number</b> 40026	
<b>Project Description:</b>  A prefabricated carport will be installed on the property of the Annapolis Police Department to protect oversized emergency vehicles that do not fit into the onsite covered parking garage.			
<b>Financial Activity:</b>		<b>Changes from Prior Year:</b>	
	<u>Expended</u> <u>Encumbered</u> <u>Total</u>	<b>Status:</b>	City is working with a contractor.
January 31, 2024	\$ -      \$ -      \$ -	<b>Funding:</b>	N/A
January 31, 2025	\$ -      \$ -      \$ -	<b>Scope:</b>	N/A
<b>Operational Impact:</b>	Not available at the time of budget presentation. The Department is continuing to research.		<b>Timing:</b>
The project is anticipated to be completed in FY2026.			
<b>Lead Department:</b> Central Services			
<b>Supporting Department:</b> None			
<b>Non-City Funding Sources:</b> None			
<b>Land Use Plans:</b> None			


Expenditure Schedule	Capital Improvement Program							Total Project Cost
	Prior Approved Appropriations	FY2026 Budget	FY2027	FY2028	FY2029	FY2030	FY2031	
Land Acquisition	-	-	-	-	-	-	-	-
Planning	15,000	-	-	-	-	-	-	15,000
Design	25,000	-	-	-	-	-	-	25,000
Construction	100,000	-	-	-	-	-	-	100,000
City Overhead	7,000	-	-	-	-	-	-	7,000
Other	-	-	-	-	-	-	-	-
<b>Total</b>	<b>147,000</b>	<b>-</b>	<b>-</b>	<b>-</b>	<b>-</b>	<b>-</b>	<b>-</b>	<b>147,000</b>

Funding Schedule	Capital Improvement Program							Total Project Cost
	Prior Approved Appropriations	FY2026 Budget	FY2027	FY2028	FY2029	FY2030	FY2031	
Bonds	147,000	-	-	-	-	-	-	147,000
Pay-Go	-	-	-	-	-	-	-	-
Grants (Approved)	-	-	-	-	-	-	-	-
Grants (Pending)	-	-	-	-	-	-	-	-
Other - Capital Reserve	-	-	-	-	-	-	-	-
<b>Total</b>	<b>147,000</b>	<b>-</b>	<b>-</b>	<b>-</b>	<b>-</b>	<b>-</b>	<b>-</b>	<b>147,000</b>

<b>Project Title</b> Annapolis Solar Park Pollinator Habitat		<b>Project Number</b> 40050	
<b>Project Description:</b> Ground-mounted solar power arrays create the perfect opportunity to provide a much-needed safe pollinator habitat. Creating a pollinator-friendly planting at solar sites can provide food and habitat for butterflies, bees, and other insects; provide food, cover, and nesting habitat for some species of mammals and birds; significantly reduce wind and surface water erosion; significantly reduce or eliminate the need for fertilizer, herbicide, and pesticide applications; increase organic matter and water holding capacity of soils resulting in higher quality soils; and improve the aesthetics of the solar facility. In establishing a pollinator-friendly habitat at the solar park, it will be necessary to mow, aerate, and apply seeds annually for approximately three years. Currently, alternative options are being explored that may combine chemical treatment ("burn off") of existing vegetation and tilling to prepare the site for seeding. The percentage of pollinator habitat to grass will increase each year for 3 years as it establishes itself.			
<b>Financial Activity:</b>		<b>Changes from Prior Year:</b>	
	<u>Expended</u> <u>Encumbered</u> <u>Total</u>	<b>Status:</b>	The project is the design phase.
January 31, 2024	\$ -    \$ -    \$ -	<b>Funding:</b>	No change.
January 31, 2025	\$ 4,990    \$ 19,960    \$ 24,950	<b>Scope:</b>	No change.
<b>Operational Impact:</b>	Not available at the time of budget presentation. The Department is continuing to research.	<b>Timing:</b>	Construction is anticipated to begin in FY2026.
<b>Lead Department:</b> City Manager			
<b>Supporting Department:</b> None			
<b>Non-City Funding Sources:</b> None			
<b>Land Use Plans:</b> None			


Expenditure Schedule	Prior Approved Appropriations	FY2026 Budget	Capital Improvement Program					Total Project Cost
			FY2027	FY2028	FY2029	FY2030	FY2031	
Land Acquisition	-	-	-	-	-	-	-	-
Planning	-	-	-	-	-	-	-	-
Design	-	-	-	-	-	-	-	-
Construction	150,000	100,000	-	-	-	-	-	250,000
City Overhead	7,500	5,000	-	-	-	-	-	12,500
Other	-	-	-	-	-	-	-	-
<b>Total</b>	<b>157,500</b>	<b>105,000</b>	<b>-</b>	<b>-</b>	<b>-</b>	<b>-</b>	<b>-</b>	<b>262,500</b>

Funding Schedule	Prior Approved Appropriations	FY2026 Budget	Capital Improvement Program					Total Project Cost
			FY2027	FY2028	FY2029	FY2030	FY2031	
Bonds	-	-	-	-	-	-	-	-
Pay-Go	-	-	-	-	-	-	-	-
Grants (Approved)	-	-	-	-	-	-	-	-
Grants (Pending)	-	-	-	-	-	-	-	-
Other - Capital Reserve	157,500	105,000	-	-	-	-	-	262,500
<b>Total</b>	<b>157,500</b>	<b>105,000</b>	<b>-</b>	<b>-</b>	<b>-</b>	<b>-</b>	<b>-</b>	<b>262,500</b>

<b>Project Title</b> Annapolis Walk Park Improvements		<b>Project Number</b> 40039	
<b>Project Description:</b> This project will provide planning, design, construction, repair, and site improvements to the Annapolis Walk Community Park. The concept plan includes a resurfaced multisport court and enhanced parking. The variety of proposed recreational activities will provide recreation opportunities for many members of the community.			
<b>Financial Activity:</b>		<b>Changes from Prior Year:</b>	
	<u>Expended</u> <u>Encumbered</u> <u>Total</u>	<b>Status:</b>	The project is in the design phase for enhanced parking. Interior park improvements are with procurement.
January 31, 2024	\$       -    \$       -    \$       -	<b>Funding:</b>	An additional \$1,007,500 was requested for enhanced parking scope, design, and construction.
January 31, 2025	\$ 112,344    \$ 124,485    \$ 236,829	<b>Scope:</b>	Added full design and construction for enhanced parking.
<b>Operational Impact:</b>	Not available at the time of budget presentation. The Department is continuing to research.	<b>Timing:</b>	Design anticipated to be completed in FY2026.
<b>Lead Department:</b> Public Works			
<b>Supporting Department:</b> None			
<b>Non-City Funding Sources:</b> None			
<b>Land Use Plans:</b> Comprehensive Plan and Quality of Life Goals			


Expenditure Schedule	Capital Improvement Program							Total Project Cost
	Prior Approved Appropriations	FY2026 Budget	FY2027	FY2028	FY2029	FY2030	FY2031	
Land Acquisition	-	-	-	-	-	-	-	-
Planning	17,600	-	-	-	-	-	-	17,600
Design	36,000	150,000	-	-	-	-	-	186,000
Construction	450,000	600,000	200,000	-	-	-	-	1,250,000
City Overhead	25,200	47,500	10,000	-	-	-	-	82,700
Other	-	-	-	-	-	-	-	-
<b>Total</b>	<b>528,800</b>	<b>797,500</b>	<b>210,000</b>	<b>-</b>	<b>-</b>	<b>-</b>	<b>-</b>	<b>1,536,300</b>

Funding Schedule	Capital Improvement Program							Total Project Cost
	Prior Approved Appropriations	FY2026 Budget	FY2027	FY2028	FY2029	FY2030	FY2031	
Bonds	528,800	-	210,000	-	-	-	-	738,800
Pay-Go	-	-	-	-	-	-	-	-
Grants (Approved)	-	-	-	-	-	-	-	-
Grants (Pending)	-	-	-	-	-	-	-	-
Other	-	797,500	-	-	-	-	-	797,500
<b>Total</b>	<b>528,800</b>	<b>797,500</b>	<b>210,000</b>	<b>-</b>	<b>-</b>	<b>-</b>	<b>-</b>	<b>1,536,300</b>

<b>Project Title</b> Barbud Lane		<b>Project Number</b> 40014	
<b>Project Description:</b> This project will improve Barbud Lane from Forest Drive to Janwal Street. Approximately 850 feet of roadway will be reconstructed. Reconstruction will include the curb, gutters, sidewalk (one side), and the intermittent parking lane. This project will also address storm drainage improvements.			
<b>Financial Activity:</b>		<b>Changes from Prior Year:</b>	
	<u>Expended</u>	<u>Encumbered</u>	<u>Total</u>
January 31, 2025	\$ 198,207	\$ -	\$ 198,207
January 31, 2024	\$ 210,752	\$ 31,572	\$ 242,324
<b>Operational Impact:</b>	Maintenance cost negligible, as needed for repair.		
		<b>Status:</b> The design is complete. The project is pending permit approval from Anne Arundel County	
		<b>Funding:</b> No change.	
		<b>Scope:</b> No change.	
		<b>Timing:</b> This project is anticipated to be completed in FY2025.	
<b>Lead Department:</b> Public Works			
<b>Supporting Department:</b> None			
<b>Non-City Funding Sources:</b> None			
<b>Land Use Plans:</b> None			

Expenditure Schedule	Capital Improvement Program							Total Project Cost
	Prior Approved Appropriations	FY2026 Budget	FY2027	FY2028	FY2029	FY2030	FY2031	
Land Acquisition	-	-	-	-	-	-	-	-
Planning	-	-	-	-	-	-	-	-
Design	210,000	-	-	-	-	-	-	210,000
Construction	1,211,000	-	-	-	-	-	-	1,211,000
City Overhead	72,700	-	-	-	-	-	-	72,700
<b>Total</b>	1,493,700	-	-	-	-	-	-	1,493,700


Funding Schedule	Capital Improvement Program							Total Project Cost
	Prior Approved Appropriations	FY2026 Budget	FY2027	FY2028	FY2029	FY2030	FY2031	
Bonds	833,700	-	-	-	-	-	-	833,700
Pay-Go	-	-	-	-	-	-	-	-
Grants (Approved)	-	-	-	-	-	-	-	-
Grants (Pending)	-	-	-	-	-	-	-	-
Other - Capital Reserve	660,000	-	-	-	-	-	-	660,000
<b>Total</b>	1,493,700	-	-	-	-	-	-	1,493,700

<b>Project Title</b> Bay Ridge Avenue Bikeway		<b>Project Number</b> 40066	
<b>Project Description:</b>  Bay Ridge Avenue is a critical north-south corridor in Annapolis and is already widely used by bicyclists. However, there are many existing hazards for cyclists including pavement markings that change frequently and bike lanes that end abruptly. The Bay Ridge Avenue Bikeway project is advancing a plan for a separate bike path or dedicated shared use path for bicyclists and pedestrians from the Spa Creek Bridge to Quiet Waters Park. A feasibility study for the project was completed in 2023 through a technical assistance grant from the Baltimore Metropolitan Council and the first phase of the design process will be commencing in FY25 through a grant from the Maryland Department of Transportation's Kim Lamphier Bikeways Program.			
<b>Financial Activity:</b>		<b>Changes from Prior Year:</b>	
	<u>Expended</u>	<u>Encumbered</u>	<u>Total</u>
January 31, 2024	\$ -	\$ -	\$ -
January 31, 2025	\$ -	\$ 10,000	\$ 10,000
<b>Operational Impact:</b>	Maintenance cost negligible, as needed for repair.		
		<b>Status:</b> No change.	
		<b>Funding:</b> No change.	
		<b>Scope:</b> No change.	
		<b>Timing:</b> Construction is anticipated to begin in FY2026.	
<b>Lead Department:</b> Planning and Zoning			
<b>Supporting Department:</b> Public Works			
<b>Non-City Funding Sources:</b> Maryland Department of Transportation Bikeways Grant			
<b>Land Use Plans:</b> Comprehensive Plan, Bicycle Master Plan, Eastport Transportation Study			

Expenditure Schedule	Prior Approved Appropriations	FY2026 Budget	Capital Improvement Program					Total Project Cost
			FY2027	FY2028	FY2029	FY2030	FY2031	
Land Acquisition	-	-	-	-	-	-	-	-
Planning	-	-	-	-	-	-	-	-
Design	280,000	-	-	-	-	-	-	280,000
Construction	-	-	-	-	-	-	-	-
City Overhead	21,056	7,100	3,528	-	-	-	-	31,684
Other	-	-	-	-	-	-	-	-
<b>Total</b>	<b>301,056</b>	<b>7,100</b>	<b>3,528</b>	<b>-</b>	<b>-</b>	<b>-</b>	<b>-</b>	<b>311,684</b>


Funding Schedule	Prior Approved Appropriations	FY2025 Budget	Capital Improvement Program					Total Project Cost
			FY2026	FY2027	FY2028	FY2029	FY2030	
Bonds	7,056	-	-	-	-	-	-	7,056
Pay-Go	-	-	-	-	-	-	-	-
Grants (Approved)	224,000	-	-	-	-	-	-	224,000
Grants (Pending)	-	-	-	-	-	-	-	-
Other - Capital Reserve	70,000	7,100	3,528	-	-	-	-	80,628
<b>Total</b>	<b>301,056</b>	<b>7,100</b>	<b>3,528</b>	<b>-</b>	<b>-</b>	<b>-</b>	<b>-</b>	<b>311,684</b>



<b>Project Title</b> Bay Ridge Avenue Sidewalk		<b>Project Number</b> 40040	
<b>Project Description:</b> Installation of a new sidewalk on the southwest side of Bay Ridge Avenue between Forest Hills Avenue and Forest Drive will be evaluated for right-of-way, cost, and constructability. Extent of work to be coordinated with the Bay Ridge Avenue Bikeway CIP to possibly include a bike line or shared use path. At a minimum, the new sidewalk should be at least 5' wide.			
<b>Financial Activity:</b>		<b>Changes from Prior Year:</b>	
	<u>Expended</u>	<u>Encumbered</u>	<u>Total</u>
January 31, 2024	\$ -	\$ -	\$ -
January 31, 2025	\$ -	\$ -	\$ -
<b>Operational Impact:</b> Maintenance cost negligible, as needed for repair.		<b>Status:</b> The project is in the design phase. Currently with procurement.	
		<b>Funding:</b> An additional \$50,000 was requested in FY2026 for an increase in design cost.	
		<b>Scope:</b> No change.	
		<b>Timing:</b> The construction of the sidewalk is anticipated to be completed in FY2026.	
<b>Lead Department:</b> Public Works			
<b>Supporting Department:</b> None			
<b>Non-City Funding Sources:</b> None			
<b>Land Use Plans:</b> None			


Expenditure Schedule	Capital Improvement Program							Total Project Cost
	Prior Approved Appropriations	FY2026 Budget	FY2027	FY2028	FY2029	FY2030	FY2031	
Land Acquisition	100,000	-	-	-	-	-	-	100,000
Planning	12,000	-	-	-	-	-	-	12,000
Design	58,300	50,000	-	-	-	-	-	108,300
Construction	-	385,000	-	-	-	-	-	385,000
City Overhead	22,509	33,244	6,997	-	-	-	-	62,750
Other	-	-	-	-	-	-	-	-
<b>Total</b>	<b>192,809</b>	<b>468,244</b>	<b>6,997</b>	<b>-</b>	<b>-</b>	<b>-</b>	<b>-</b>	<b>668,050</b>

Funding Schedule	Capital Improvement Program							Total Project Cost
	Prior Approved Appropriations	FY2026 Budget	FY2027	FY2028	FY2029	FY2030	FY2031	
Bonds	192,809	468,244	6,997	-	-	-	-	668,050
Pay-Go	-	-	-	-	-	-	-	-
Grants (Approved)	-	-	-	-	-	-	-	-
Grants (Pending)	-	-	-	-	-	-	-	-
Other - Capital Reserve	-	-	-	-	-	-	-	-
<b>Total</b>	<b>192,809</b>	<b>468,244</b>	<b>6,997</b>	<b>-</b>	<b>-</b>	<b>-</b>	<b>-</b>	<b>668,050</b>

<b>Project Title</b> Brewer's Hill Cemetery Stream Restoration		<b>Project Number</b> 40005	
<b>Project Description:</b>  This project will complete the design and construction of a Step Pool Conveyance System at the Brewer's Hill Cemetery property, which connects to the headwaters of College Creek. The existing storm drain outfall from West St. to the Brewer's Hill Cemetery site was recently repaired as part of the close out of an adjacent development and presents an opportunity to continue the environmental benefits and stabilization downstream of the outfall.			
<b>Financial Activity:</b>		<b>Changes from Prior Year:</b>	
	<u>Expended</u>	<u>Encumbered</u>	<u>Total</u>
January 31, 2024	\$ -	\$ -	\$ -
January 31, 2025	\$ 10,169	\$ 23,624	\$ 33,793
<b>Operational Impact:</b>	Not available at the time of budget presentation. The Department is continuing to research.		
	<b>Status:</b>	This project is in the design phase.	
	<b>Funding:</b>	An additional \$150,000 was requested in FY2026 for stormwater management.	
	<b>Scope:</b>	No change.	
	<b>Timing:</b>	Construction anticipated to begin in FY2026.	
<b>Lead Department:</b> Public Works			
<b>Supporting Department:</b> None			
<b>Non-City Funding Sources:</b> State of Maryland Capital Grant \$100,000. City Dock mitigation funds planned for FY26 construction or a FY27 State Capital Grant will be pursued.			
<b>Land Use Plans:</b> None			


Expenditure Schedule	Capital Improvement Program							Total Project Cost
	Prior Approved Appropriations	FY2026 Budget	FY2027	FY2028	FY2029	FY2030	FY2031	
Land Acquisition	-	-	-	-	-	-	-	-
Planning	-	-	-	-	-	-	-	-
Design	39,000	-	-	-	-	-	-	39,000
Construction	61,000	150,000	-	-	-	-	-	211,000
City Overhead	5,000	7,500	-	-	-	-	-	12,500
Other	-	-	-	-	-	-	-	-
<b>Total</b>	105,000	157,500	-	-	-	-	-	262,500

Funding Schedule	Capital Improvement Program							Total Project Cost
	Prior Approved Appropriations	FY2026 Budget	FY2027	FY2028	FY2029	FY2030	FY2031	
Bonds	-	-	-	-	-	-	-	-
Pay-Go	-	-	-	-	-	-	-	-
Grants (Approved)	100,000	-	-	-	-	-	-	100,000
Grants (Pending)	-	-	-	-	-	-	-	-
Other - Capital Reserve	5,000	157,500	-	-	-	-	-	162,500
<b>Total</b>	105,000	157,500	-	-	-	-	-	262,500

<b>Project Title</b> Burtis House		<b>Project Number</b> 40020	
<b>Project Description:</b> The historic Burtis House, located at 69 Prince George Street, was acquired by the City from the State of Maryland as surplus property in FY22. The Burtis House project will include two phases. Phase I of the project, currently in design, will result in the structure being elevated and preserved to prevent further degradation of the facilities. Phase II of the project will involve selective demolition and rehabilitation of the property. The scope and estimated costs associated with Phase II will be determined in coordination with the City Dock Resilience and Revitalization Project and the initiative to create a National Park Gateway facility in Annapolis.			
<b>Financial Activity:</b>		<b>Changes from Prior Year:</b>	
	<u>Expended</u>	<u>Encumbered</u>	<u>Total</u>
January 31, 2024	\$ -	\$ -	\$ -
January 31, 2025	\$ -	\$ -	\$ -
<b>Operational Impact:</b>	Indeterminate.		
<b>Lead Department:</b> Public Works		<b>Status:</b> This project is the planning phase. Phase 1 has been completed.	
<b>Supporting Department:</b> None		<b>Funding:</b> No change.	
		<b>Scope:</b> No change.	
		<b>Timing:</b> Phase II construction is anticipated to be completed in FY2026.	
<b>Non-City Funding Sources:</b> \$100,000 from the Maryland Heritage Areas Program, \$75,000 from the State of Maryland, and \$155,173 from the NPS Chesapeake Gateways Program			
<b>Land Use Plans:</b> Comprehensive Plan and Stewardship Goals			


Expenditure Schedule	Prior Approved Appropriations	FY2026 Budget	Capital Improvement Program					Total Project Cost
			FY2027	FY2028	FY2029	FY2030	FY2031	
Land Acquisition	-	-	-	-	-	-	-	-
Planning	-	-	-	-	-	-	-	-
Design	41,000	-	-	-	-	-	-	41,000
Construction	273,450	-	-	-	-	-	-	273,450
City Overhead	15,723	-	-	-	-	-	-	15,723
Other	-	-	-	-	-	-	-	-
<b>Total</b>	<b>330,173</b>	<b>-</b>	<b>-</b>	<b>-</b>	<b>-</b>	<b>-</b>	<b>-</b>	<b>330,173</b>

Funding Schedule	Prior Approved Appropriations	FY2026 Budget	Capital Improvement Program					Total Project Cost
			FY2027	FY2028	FY2029	FY2030	FY2031	
Bonds	-	-	-	-	-	-	-	-
Pay-Go	-	-	-	-	-	-	-	-
Grants (Approved)	330,173	-	-	-	-	-	-	330,173
Grants (Pending)	-	-	-	-	-	-	-	-
Other	-	-	-	-	-	-	-	-
<b>Total</b>	<b>330,173</b>	<b>-</b>	<b>-</b>	<b>-</b>	<b>-</b>	<b>-</b>	<b>-</b>	<b>330,173</b>

<b>Project Title</b> Carr's/Elktonia/Moore's Beach Park	<b>Project Number</b> 40041												
<p><b>Project Description:</b></p> <p>Following acquisition of 2 acres in 2022 &amp; 2024, the further development of this park will provide improved water access to all City residents and visitors, addressing an immense demand for increased and enhanced public water access in the City. The project will include beach restoration and erosion protection. A visitor center is also planned for the site.</p> <p>The Annapolis Department of Recreation and Parks will complete a Master Planning plan for development of the park for public use and interpretation.</p>													
<p><b>Financial Activity:</b></p> <table border="1"> <thead> <tr> <th></th> <th><u>Expended</u></th> <th><u>Encumbered</u></th> <th><u>Total</u></th> </tr> </thead> <tbody> <tr> <td>January 31, 2024</td> <td>\$ 6,703,006</td> <td>\$ 1,605,000</td> <td>\$ 8,308,006</td> </tr> <tr> <td>January 31, 2025</td> <td>\$ 9,426,698</td> <td>\$ 6,655</td> <td>\$ 9,433,353</td> </tr> </tbody> </table> <p><b>Operational Impact:</b> Not available at the time of budget presentation. The Department is continuing to research.</p>		<u>Expended</u>	<u>Encumbered</u>	<u>Total</u>	January 31, 2024	\$ 6,703,006	\$ 1,605,000	\$ 8,308,006	January 31, 2025	\$ 9,426,698	\$ 6,655	\$ 9,433,353	<p><b>Changes from Prior Year:</b></p> <p><b>Status:</b> This project is in the planning phase for shoreline and coastal restoration.</p> <p><b>Funding:</b> The \$1.5M NOAA grant was not awarded. The City utilized City funding to continue the project. An additional \$4.4M was requested in FY2026 for shoreline and coastal restoration.</p> <p><b>Scope:</b> No change.</p> <p><b>Timing:</b> Shoreline and Coastal restoration is anticipated to begin in FY2026.</p>
	<u>Expended</u>	<u>Encumbered</u>	<u>Total</u>										
January 31, 2024	\$ 6,703,006	\$ 1,605,000	\$ 8,308,006										
January 31, 2025	\$ 9,426,698	\$ 6,655	\$ 9,433,353										
<b>Lead Department:</b> Recreation and Parks													
<b>Support Department:</b> Public Works													
<p><b>Non-City Funding Sources:</b> Program Open Space - Acquisition funds will be used to acquire the property. A \$2M Congressional Earmark will be used for design and construction of park amenities. \$500K County Donation. Pursuing \$3M in Congressional Earmark</p>													
<p><b>Land Use Plans:</b> Comprehensive Plan and Quality of Life Goals</p>													


Expenditure Schedule	Prior Approved Appropriations	FY2026 Budget	Capital Improvement Program					Total Project Cost
			FY2027	FY2028	FY2029	FY2030	FY2031	
Land Acquisition	7,784,886	-	-	-	-	-	-	7,784,886
Planning	-	500,000	-	-	-	-	-	500,000
Design	200,000	300,000	100,000	-	-	-	-	600,000
Equipment Acquisition	-	-	-	-	-	-	-	-
Construction	3,248,364	1,500,000	3,000,000	-	-	-	-	7,748,364
City Overhead	175,000	115,000	155,000	-	-	-	-	445,000
<b>Total</b>	<b>11,408,250</b>	<b>2,415,000</b>	<b>3,255,000</b>	<b>-</b>	<b>-</b>	<b>-</b>	<b>-</b>	<b>17,078,250</b>

Funding Schedule	Prior Approved Appropriations	FY2026 Budget	Capital Improvement Program					Total Project Cost
			FY2027	FY2028	FY2029	FY2030	FY2031	
Bonds	500,000	3,495,000	-	-	-	-	-	3,995,000
POS Local - City	1,467,827	-	-	-	-	-	-	1,467,827
POS Local - County	392,500	-	-	-	-	-	-	392,500
POS - Stateside	4,867,923	-	-	-	-	-	-	4,867,923
Federal Grant	3,500,000	(1,500,000)	-	-	-	-	-	2,000,000
Other - Capital Reserve	180,000	420,000	255,000	-	-	-	-	855,000
Grants (Pending)	-	-	3,000,000	-	-	-	-	3,000,000
County Donation	500,000	-	-	-	-	-	-	500,000
<b>Total</b>	<b>11,408,250</b>	<b>2,415,000</b>	<b>3,255,000</b>	<b>-</b>	<b>-</b>	<b>-</b>	<b>-</b>	<b>17,078,250</b>

<b>Project Title</b> Cedar Park Sidewalks		<b>Project Number</b> 40022	
<b>Project Description:</b>  This project has two phases. Phase I will install a five foot wide concrete sidewalk along the south side of Cedar Park Road from Windell Avenue to the existing sidewalk near Halsey Road. Phase II will install sidewalk from the Pheonix Academy to Taylor Avenue.			
<b>Financial Activity:</b>		<b>Changes from Prior Year:</b>	
	<u>Expended</u>	<u>Encumbered</u>	<u>Total</u>
January 31, 2024	\$ 55,434	\$ -	\$ 55,434
January 31, 2025	\$ 194,573	\$ 349,577	\$ 544,150
<b>Operational Impact:</b>	Maintenance cost negligible, as needed for repair.		
	<b>Status:</b>	Phase I of this project has been completed. Phase II of this project is in the design phase and with procurement.	
	<b>Funding:</b>	An additional \$945,000 was requested for Phase II of this project.	
	<b>Scope:</b>	The scope was modified to include a sidewalk from the Phoenix Academy to Taylor Avenue.	
	<b>Timing:</b>	Construction is anticipated to be completed in FY2028.	
<b>Lead Department:</b> Public Works			
<b>Supporting Department:</b> None			
<b>Non-City Funding Sources:</b> None			
<b>Land Use Plans:</b> Comprehensive Plan			


Expenditure Schedule	Prior Approved Appropriations	FY2026 Budget	Capital Improvement Program					Total Project Cost
			FY2027	FY2028	FY2029	FY2030	FY2031	
Land Acquisition	25,000	-	-	-	-	-	-	25,000
Planning	60,000	-	-	-	-	-	-	60,000
Design	68,000	250,000	-	-	-	-	-	318,000
Construction	503,350	-	450,000	200,000	-	-	-	1,153,350
City Overhead	44,850	12,500	22,500	10,000	-	-	-	89,850
Other	-	-	-	-	-	-	-	-
<b>Total</b>	<b>701,200</b>	<b>262,500</b>	<b>472,500</b>	<b>210,000</b>	<b>-</b>	<b>-</b>	<b>-</b>	<b>1,646,200</b>

Funding Schedule	Prior Approved Appropriations	FY2026 Budget	Capital Improvement Program					Total Project Cost
			FY2027	FY2028	FY2029	FY2030	FY2031	
Bonds	701,200	262,500	472,500	210,000	-	-	-	1,646,200
Pay-Go	-	-	-	-	-	-	-	-
Grants (Approved)	-	-	-	-	-	-	-	-
Grants (Pending)	-	-	-	-	-	-	-	-
Other	-	-	-	-	-	-	-	-
<b>Total</b>	<b>701,200</b>	<b>262,500</b>	<b>472,500</b>	<b>210,000</b>	<b>-</b>	<b>-</b>	<b>-</b>	<b>1,646,200</b>

<b>Project Title</b> Chesapeake Children's Museum Improvements		<b>Project Number</b> 40067	
<b>Project Description:</b>  Improvements will be made to the Chesapeake Children's Museum property that is owned by the City of Annapolis in accordance with the submitted and approved grading permit.			
<b>Financial Activity:</b>		<b>Changes from Prior Year:</b>	
	<u>Expended</u> <u>Encumbered</u> <u>Total</u>	<b>Status:</b>	The design phase has been completed.
January 31, 2024	\$ -      \$ -      \$ -	<b>Funding:</b>	No change.
January 31, 2025	\$ -      \$ -      \$ -	<b>Scope:</b>	The scope was modified in FY2026 to remove the bus turnaround and a boardwalk.
<b>Operational Impact:</b>	Not available at the time of budget presentation. The Department is continuing to research.	<b>Timing:</b>	Construction is anticipated to be completed in FY2028.
<b>Lead Department:</b> Central Services			
<b>Supporting Department:</b> Recreation and Parks			
<b>Non-City Funding Sources:</b> None			
<b>Land Use Plans:</b> None			


Capital Improvement Program								
Expenditure Schedule	Prior Approved Appropriations	FY2026 Budget	FY2027	FY2028	FY2029	FY2030	FY2031	Total Project Cost
Land Acquisition	-	-	-	-	-	-	-	-
Planning	-	-	-	-	-	-	-	-
Design	50,000	-	-	-	-	-	-	50,000
Construction	-	-	-	50,000	200,000	-	-	250,000
City Overhead	2,500	-	-	2,500	10,000	-	-	15,000
Other	-	-	-	-	-	-	-	-
<b>Total</b>	<b>52,500</b>	<b>-</b>	<b>-</b>	<b>52,500</b>	<b>210,000</b>	<b>-</b>	<b>-</b>	<b>315,000</b>

Capital Improvement Program								
Funding Schedule	Prior Approved Appropriations	FY2026 Budget	FY2027	FY2028	FY2029	FY2030	FY2031	Total Project Cost
Bonds	52,500	-	-	52,500	210,000	-	-	315,000
Pay-Go	-	-	-	-	-	-	-	-
Grants (Approved)	-	-	-	-	-	-	-	-
Grants (Pending)	-	-	-	-	-	-	-	-
Other - Capital Reserve	-	-	-	-	-	-	-	-
<b>Total</b>	<b>52,500</b>	<b>-</b>	<b>-</b>	<b>52,500</b>	<b>210,000</b>	<b>-</b>	<b>-</b>	<b>315,000</b>

<b>Project Title</b> City Dock Boater Electrical Upgrades		<b>Project Number</b> 40068	
<b>Project Description:</b>  Existing power pedestals and hose spigots used by transient boaters at City Dock will be removed and replaced. Electrical feeds and water pipes will be upgraded where needed to improve safety and function.			
<b>Financial Activity:</b>		<b>Changes from Prior Year:</b>	
	<u>Expended</u> <u>Encumbered</u> <u>Total</u>	<b>Status:</b>	This project is in coordination with the City Dock Resilience and Revitalization project.
January 31, 2024	\$       -      \$       -      \$       -	<b>Funding:</b>	The project is moving forward in conjunction with City Dock.
January 31, 2025	\$       -      \$       -      \$       -	<b>Scope:</b>	No change.
<b>Operational Impact:</b>	Not available at the time of budget presentation. The Department is continuing to research.	<b>Timing:</b>	No change.
<b>Lead Department:</b> Harbormaster			
<b>Supporting Document:</b> Public Works			
<b>Non-City Funding Sources:</b> \$250,000 Department of Natural Resources Waterway Grant.			
<b>Land Use Plans:</b> Comprehensive Plan			

Expenditure Schedule	Prior Approved Appropriations	FY2026 Budget	Capital Improvement Program					Total Project Cost
			FY2027	FY2028	FY2029	FY2030	FY2031	
Land Acquisition	-	-	-	-	-	-	-	-
Planning	25,000	-	-	-	-	-	-	25,000
Design	30,000	-	-	-	-	-	-	30,000
Construction	195,000	-	-	-	-	-	-	195,000
City Overhead	12,500	-	-	-	-	-	-	12,500
Other	-	-	-	-	-	-	-	-
<b>Total</b>	<b>262,500</b>	<b>-</b>	<b>-</b>	<b>-</b>	<b>-</b>	<b>-</b>	<b>-</b>	<b>262,500</b>


Funding Schedule	Prior Approved Appropriations	FY2025 Budget	Capital Improvement Program					Total Project Cost
			FY2026	FY2027	FY2028	FY2029	FY2030	
Bonds	12,500	-	-	-	-	-	-	12,500
Pay-Go	-	-	-	-	-	-	-	-
Grants (Approved)	250,000	-	-	-	-	-	-	250,000
Grants (Pending)	-	-	-	-	-	-	-	-
Other - Capital Reserve	-	-	-	-	-	-	-	-
<b>Total</b>	<b>262,500</b>	<b>-</b>	<b>-</b>	<b>-</b>	<b>-</b>	<b>-</b>	<b>-</b>	<b>262,500</b>

<b>Project Title</b> City Dock Resilience and Revitalization		<b>Project Number</b> 40042													
<b>Project Description:</b> <p>This is a multi-faceted project that will revitalize the City Dock area while enhancing resilience by eliminating tidal flooding and protecting against flooding caused by tropical storms and hurricanes.</p> <p>City Dock amenities will include: 1. Reduction of the heat island effect by adding tree canopy shading and public splash fountain, 2. Enlarged areas for public activities and programming at Dock Street, City Dock Park, and Susan B. Campbell Park, 3. Relocation of 120 parking spaces to new Hillman Garage.</p> <p>Resiliency measures include: 1. City Dock currently floods far too often, and frequency and severity to increase, leading to a requirement for a solution for the next 50 years (minimum), 2. Data suggests that elevating City Dock to 6 feet above sea level will protect against tidal flooding and minor storms, and 3. Elevation of 8 feet above sea level will protect against major storms and can be achieved through park elevation and flip up mechanical device design. The Harbormaster building will be demolished to make room for a wet well and pump station that are required to remove stormwater during a high tide event. The harbormaster, restrooms, and boater showers will be rebuilt at a different location in the park.</p>															
<b>Financial Activity:</b>  <table border="1"> <thead> <tr> <th></th> <th><u>Expended</u></th> <th><u>Encumbered</u></th> <th><u>Total</u></th> </tr> </thead> <tbody> <tr> <td>January 31, 2024</td> <td>\$ 1,338,137</td> <td>\$ 145,950</td> <td>\$ 1,484,087</td> </tr> <tr> <td>January 31, 2025</td> <td>\$ 7,821,256</td> <td>\$ 2,802,366</td> <td>\$ 10,623,622</td> </tr> </tbody> </table>			<u>Expended</u>	<u>Encumbered</u>	<u>Total</u>	January 31, 2024	\$ 1,338,137	\$ 145,950	\$ 1,484,087	January 31, 2025	\$ 7,821,256	\$ 2,802,366	\$ 10,623,622	<b>Changes from Prior Year:</b>  <b>Status:</b> Phase 1 design and permitting complete.  <b>Funding:</b> Construction budget includes construction costs of \$72,100,000, plus CAC Mitigation and Developer's Fee.  <b>Scope:</b> No change.  <b>Timing:</b> Phase I construction underway, Phase 2 anticipated to completed in FY2027.	
	<u>Expended</u>	<u>Encumbered</u>	<u>Total</u>												
January 31, 2024	\$ 1,338,137	\$ 145,950	\$ 1,484,087												
January 31, 2025	\$ 7,821,256	\$ 2,802,366	\$ 10,623,622												
<b>Operational Impact:</b> Not available at the time of budget presentation. The Department is continuing to research.															
<b>Lead Department:</b> Public Works  <b>Supporting Department:</b> None															
<b>Non-City Funding Sources:</b> FY2023 \$3,191,200 Federal Department of Commerce Economic Development Integration (EDI), FY2023 \$10M State of Maryland Capital Grant, FY2024 \$32M FEMA Hazard Mitigation Grant Program, Anne Arundel County Grant \$2M, Private Donor \$3M.															
<b>Land Use Plans:</b> None															

Expenditure Schedule	Capital Improvement Program							Total Project Cost
	Prior Approved Appropriations	FY2026 Budget	FY2027	FY2028	FY2029	FY2030	FY2031	
Land Acquisition	-	-	-	-	-	-	-	-
Planning	-	-	-	-	-	-	-	-
Design	4,545,780	-	-	-	-	-	-	4,545,780
Construction	63,408,811	5,000,000	-	10,635,748	-	-	-	79,044,559
City Overhead	3,418,772	250,000	-	531,787	-	-	-	4,200,559
<b>Total</b>	<b>71,373,363</b>	<b>5,250,000</b>	<b>-</b>	<b>11,167,535</b>	<b>-</b>	<b>-</b>	<b>-</b>	<b>87,790,898</b>


Funding Schedule	Capital Improvement Program							Total Project Cost
	Prior Approved Appropriations	FY2026 Budget	FY2027	FY2028	FY2029	FY2030	FY2031	
Bonds - General Fund	-	250,000	-	11,167,535	-	-	-	11,417,535
Bonds - Parking Fund	13,506,000	-	-	-	-	-	-	13,506,000
Pay-Go	-	-	-	-	-	-	-	-
Grants	13,191,200	-	-	-	-	-	-	13,191,200
Grants (Pending)	32,000,000	5,000,000	-	-	-	-	-	37,000,000
Other- Concession Payment	12,676,163	-	-	-	-	-	-	12,676,163
Other - Capital Reserve	-	-	-	-	-	-	-	-
<b>Total</b>	<b>71,373,363</b>	<b>5,250,000</b>	<b>-</b>	<b>11,167,535</b>	<b>-</b>	<b>-</b>	<b>-</b>	<b>87,790,898</b>



<b>Project Title</b> City Facility Improvements		<b>Project Number</b> 20013/20014/20016/20017/40023													
<b>Project Description:</b> This project will provide funding for capital improvements to various City-owned facilities. A capital improvement is a permanent structural alteration or repair to a property that improves it substantially, thereby increasing its overall value. Current projects for this fiscal cycle include improvements at the Taylor Avenue Fire Station (range hood replacement, overhead doors replacement, exterior lighting upgrade, window replacement). At Eastport Fire Station (engine bay floor enhancement, parking lot repairs, HVAC duct replacement, bathroom renovation, and carpet replacement). At Forest Drive Fire Station (gear room enhancements, door replacement, engine bay floor enhancement, roof/exterior wall repairs). At APD (carpet replacement). At Pip Moyer Rec Center Lighting Upgrade, Flooring.															
<b>Financial Activity:</b>  <table border="1"> <thead> <tr> <th></th> <th><u>Expended</u></th> <th><u>Encumbered</u></th> <th><u>Total</u></th> </tr> </thead> <tbody> <tr> <td>January 31, 2024</td> <td>\$ 3,006,785</td> <td>\$ 141,810</td> <td>\$ 3,148,595</td> </tr> <tr> <td>January 31, 2025</td> <td>\$ 1,591,140</td> <td>\$ 138,091</td> <td>\$ 1,729,231</td> </tr> </tbody> </table> <b>Operational Impact:</b> Indeterminate			<u>Expended</u>	<u>Encumbered</u>	<u>Total</u>	January 31, 2024	\$ 3,006,785	\$ 141,810	\$ 3,148,595	January 31, 2025	\$ 1,591,140	\$ 138,091	\$ 1,729,231	<b>Changes from Prior Year:</b>  <b>Status:</b> Projects are ongoing.  <b>Funding:</b> No change.  <b>Scope:</b> Continuous, on-going projects.  <b>Timing:</b> Projects are ongoing.	
	<u>Expended</u>	<u>Encumbered</u>	<u>Total</u>												
January 31, 2024	\$ 3,006,785	\$ 141,810	\$ 3,148,595												
January 31, 2025	\$ 1,591,140	\$ 138,091	\$ 1,729,231												
<b>Lead Department:</b> Central Services															
<b>Supporting Department:</b> None															
<b>Non-City Funding Sources:</b> None															
<b>Land Use Plans:</b> Comprehensive Plan, Stewardship Goals, and Infrastructure Goals															

Expenditure Schedule	Capital Improvement Program							Total Project Cost
	Prior Approved Appropriations	FY2026 Budget	FY2027	FY2028	FY2029	FY2030	FY2031	
Land Acquisition	-	-	-	-	-	-	-	-
Planning	-	-	-	-	-	-	-	-
Design	85,314	-	-	-	-	-	-	85,314
Construction	4,551,325	666,667	666,667	666,667	666,667	666,667	666,667	8,551,327
City Overhead	149,566	33,333	33,333	33,333	33,333	33,333	33,333	349,564
Other	-	-	-	-	-	-	-	-
<b>Total</b>	<b>4,786,205</b>	<b>700,000</b>	<b>700,000</b>	<b>700,000</b>	<b>700,000</b>	<b>700,000</b>	<b>700,000</b>	<b>8,986,205</b>

Funding Schedule	Capital Improvement Program							Total Project Cost
	Prior Approved Appropriations	FY2026 Budget	FY2027	FY2028	FY2029	FY2030	FY2031	
Bonds	3,815,305	700,000	700,000	700,000	700,000	700,000	700,000	8,015,305
Pay-Go	407,900	-	-	-	-	-	-	407,900
Grants (Approved)	-	-	-	-	-	-	-	-
Grants (Pending)	-	-	-	-	-	-	-	-
Other - Capital Reserve	563,000	-	-	-	-	-	-	563,000
<b>Total</b>	<b>4,786,205</b>	<b>700,000</b>	<b>700,000</b>	<b>700,000</b>	<b>700,000</b>	<b>700,000</b>	<b>700,000</b>	<b>8,986,205</b>

<b>Project Title</b> City Facility Roof Replacements		<b>Project Number</b> 40069	
<b>Project Description:</b>  The Annapolis Police Department and Forest Drive Fire Station roofs are experiencing significant leaking. The lower roof of the Police Department is showing signs that it has reached it's useful life. We intend to use the services of a roof consultant to determine the condition and provide a replacement scope of work. Forest Drive Fire Station flat roof will be replaced in kind.			
<b>Financial Activity:</b>			
	<u>Expended</u>	<u>Encumbered</u>	<u>Total</u>
January 31, 2024	\$ -	\$ -	\$ -
January 31, 2025	\$ -	\$ -	\$ -
<b>Operational Impact:</b>	Repair costs should decrease once this project is complete.		
		<b>Status:</b> This project is in the design phase.	
		<b>Funding:</b> No change.	
		<b>Scope:</b> No change.	
		<b>Timing:</b> Design is anticipated to be completed in FY2025 and construction to be completed in FY2026.	
<b>Lead Department:</b> Central Services			
<b>Supporting Department:</b> None			
<b>Non-City Funding Sources:</b> None			
<b>Land Use Plans:</b> None			


Expenditure Schedule	Prior Approved Appropriations	FY2026 Budget	Capital Improvement Program					Total Project Cost
			FY2027	FY2028	FY2029	FY2030	FY2031	
Land Acquisition	-	-	-	-	-	-	-	-
Planning	-	-	-	-	-	-	-	-
Design	25,000	-	-	-	-	-	-	25,000
Construction	275,000	-	-	-	-	-	-	275,000
City Overhead	15,000	-	-	-	-	-	-	15,000
Other	-	-	-	-	-	-	-	-
<b>Total</b>	<b>315,000</b>	<b>-</b>	<b>-</b>	<b>-</b>	<b>-</b>	<b>-</b>	<b>-</b>	<b>315,000</b>

Funding Schedule	Prior Approved Appropriations	FY2026 Budget	Capital Improvement Program					Total Project Cost
			FY2027	FY2028	FY2029	FY2030	FY2031	
Bonds	315,000	-	-	-	-	-	-	315,000
Pay-Go	-	-	-	-	-	-	-	-
Grants (Approved)	-	-	-	-	-	-	-	-
Grants (Pending)	-	-	-	-	-	-	-	-
Other - Capital Reserve	-	-	-	-	-	-	-	-
<b>Total</b>	<b>315,000</b>	<b>-</b>	<b>-</b>	<b>-</b>	<b>-</b>	<b>-</b>	<b>-</b>	<b>315,000</b>

<b>Project Title</b> City Facility Security Upgrades		<b>Project Number</b> 40024	
<b>Project Description:</b> This project will provide funding for security upgrades to various city-owned facilities based upon inspection and analysis by the Annapolis Police Department. Suggested projects include building hardening upgrades, improved security monitoring systems, and other enhancements to ensure the highest level of safety for staff and constituents.			
<b>Financial Activity:</b>		<b>Changes from Prior Year:</b>	
	<u>Expended</u> <u>Encumbered</u> <u>Total</u>	<b>Status:</b>	Projects are underway.
January 31, 2024	\$ 1,739,730    \$ 71,854    \$ 1,811,584	<b>Funding:</b>	Increased funding requested for security improvements in FY2026.
January 31, 2025	\$ 2,238,987    \$ 143,882    \$ 2,382,869	<b>Scope:</b>	No change.
<b>Operational Impact:</b>	Not available at the time of budget presentation. The Department is continuing to research.	<b>Timing:</b>	No change.
<b>Lead Department:</b> Information Technology Systems			
<b>Supporting Department:</b> None			
<b>Non-City Funding Sources:</b> None			
<b>Land Use Plans:</b> Comprehensive Plan, Stewardship Goals, and Infrastructure Goals			


Expenditure Schedule	Capital Improvement Program							Total Project Cost
	Prior Approved Appropriations	FY2026 Budget	FY2027	FY2028	FY2029	FY2030	FY2031	
Land Acquisition	-	-	-	-	-	-	-	-
Planning	-	-	-	-	-	-	-	-
Design	-	-	-	-	-	-	-	-
Construction	2,615,000	900,000	180,000	180,000	180,000	180,000	180,000	4,415,000
City Overhead	130,750	45,000	9,000	9,000	9,000	9,000	9,000	220,750
Other	-	-	-	-	-	-	-	-
<b>Total</b>	2,745,750	945,000	189,000	189,000	189,000	189,000	189,000	4,635,750

Funding Schedule	Capital Improvement Program							Total Project Cost
	Prior Approved Appropriations	FY2026 Budget	FY2027	FY2028	FY2029	FY2030	FY2031	
Bonds	2,745,750	945,000	189,000	189,000	189,000	189,000	189,000	4,635,750
Pay-Go	-	-	-	-	-	-	-	-
Grants (Approved)	-	-	-	-	-	-	-	-
Grants (Pending)	-	-	-	-	-	-	-	-
Other - Capital Reserve	-	-	-	-	-	-	-	-
<b>Total</b>	2,745,750	945,000	189,000	189,000	189,000	189,000	189,000	4,635,750

<b>Project Title</b> City Green Roof Repair		<b>Project Number</b> 40070	
<b>Project Description:</b>  This project involves substantial repair work beyond regular maintenance for two of the City's green roofs: the Police Station at Taylor Ave. and Pip Moyer. An initial assessment phase will be followed by a competitive repair bid phase.			
<b>Financial Activity:</b>		<b>Changes from Prior Year:</b>	
	<u>Expended</u>	<u>Encumbered</u>	<u>Total</u>
January 31, 2024	\$ -	\$ -	\$ -
January 31, 2025	\$ -	\$ -	\$ -
<b>Operational Impact:</b> Not available at the time of budget presentation. The Department is continuing to research.		<b>Status:</b> The construction contract is anticipated to be awarded in FY2025.	
		<b>Funding:</b> No change.	
		<b>Scope:</b> No change.	
		<b>Timing:</b> Construction is anticipated to begin in FY2026.	
<b>Lead Department:</b> Central Services			
<b>Supporting Department:</b> None			
<b>Non-City Funding Sources:</b> None			
<b>Land Use Plans:</b> None			


Capital Improvement Program								
<b>Expenditure Schedule</b>	Prior Approved Appropriations	FY2026 Budget	FY2027	FY2028	FY2029	FY2030	FY2031	Total Project Cost
Land Acquisition	-	-	-	-	-	-	-	-
Planning	50,000	-	-	-	-	-	-	50,000
Design	-	-	-	-	-	-	-	-
Construction	200,000	-	-	-	-	-	-	200,000
City Overhead	12,500	-	-	-	-	-	-	12,500
Other	-	-	-	-	-	-	-	-
<b>Total</b>	<b>262,500</b>	<b>-</b>	<b>-</b>	<b>-</b>	<b>-</b>	<b>-</b>	<b>-</b>	<b>262,500</b>

Capital Improvement Program								
<b>Funding Schedule</b>	Prior Approved Appropriations	FY2026 Budget	FY2027	FY2028	FY2029	FY2030	FY2031	Total Project Cost
Bonds	131,250	-	-	-	-	-	-	131,250
Bonds - Watershed	131,250	-	-	-	-	-	-	131,250
Pay-Go	-	-	-	-	-	-	-	-
Grants (Approved)	-	-	-	-	-	-	-	-
Grants (Pending)	-	-	-	-	-	-	-	-
Other - Capital Reserve	-	-	-	-	-	-	-	-
<b>Total</b>	<b>262,500</b>	<b>-</b>	<b>-</b>	<b>-</b>	<b>-</b>	<b>-</b>	<b>-</b>	<b>262,500</b>

<b>Project Title</b> City Harbor Flood Mitigation		<b>Project Number</b> 50005	
<b>Project Description:</b> This project includes a bulkhead to prevent tidal flooding along Compromise Street; storm drain realignment; construction of two pump stations, an electric control building, and backup generator.			
<b>Financial Activity:</b>		<b>Changes from Prior Year:</b>	
	<u>Expended</u> <u>Encumbered</u> <u>Total</u>	<b>Status:</b>	Design is ongoing.
January 31, 2024	\$ 2,491,425    \$ -    \$ 2,491,425	<b>Funding:</b>	No change.
January 31, 2025	\$ 3,048,009    \$ 1,073,245    \$ 4,121,254	<b>Scope:</b>	No change.
<b>Operational Impact:</b>	Indeterminate	<b>Timing:</b>	Construction is anticipated to begin in FY2027.
<b>Lead Department:</b> Public Works			
<b>Supporting Department:</b> None			
<b>Non-City Funding Sources:</b> Prior approved appropriations: \$1M State Grant for Planning, \$2M State Grant for Construction, \$3.389M FEMA Grant for Construction, \$2M 2018 State of Maryland Bond Bill, FY2020 \$1M Maryland Department of Environment Grant for Construction, FY2021 \$700K Maryland Department of Environment Grant for Construction, FY2022 \$1.4M Maryland Department of Environment Grant for Construction, FY2024 \$3M Maryland Department of Environment Grant for Construction, FY2023 \$3.4M Congressional Earmark			
<b>Land Use Plans:</b> Comprehensive Plan, Stewardship Goals, Infrastructure Goals, and City Dock Master Plan			


Expenditure Schedule	Prior Approved Appropriations	FY2026 Budget	Capital Improvement Program					Total Project Cost
			FY2027	FY2028	FY2029	FY2030	FY2031	
Land Acquisition	-	-	-	-	-	-	-	-
Planning	-	-	-	-	-	-	-	-
Design	2,400,000	-	-	-	-	-	-	2,400,000
Construction	17,586,365	-	-	-	-	-	-	17,586,365
City Overhead	964,450	-	-	-	-	-	-	964,450
Other	-	-	-	-	-	-	-	-
<b>Total</b>	<b>20,950,815</b>	<b>-</b>	<b>-</b>	<b>-</b>	<b>-</b>	<b>-</b>	<b>-</b>	<b>20,950,815</b>

Funding Schedule	Prior Approved Appropriations	FY2026 Budget	Capital Improvement Program					Total Project Cost
			FY2027	FY2028	FY2029	FY2030	FY2031	
Bonds	1,473,746	-	-	-	-	-	-	1,473,746
Pay-Go	53,069	-	-	-	-	-	-	53,069
Grants	17,889,000	-	-	-	-	-	-	17,889,000
Other- Concession Payment	-	-	-	-	-	-	-	-
Other - Capital Reserve	1,535,000	-	-	-	-	-	-	1,535,000
<b>Total</b>	<b>20,950,815</b>	<b>-</b>	<b>-</b>	<b>-</b>	<b>-</b>	<b>-</b>	<b>-</b>	<b>20,950,815</b>

<b>Project Title</b> City Offices Space Planning	<b>Project Number</b> 40071												
<b>Project Description:</b>  The City of Annapolis government offices have outgrown the current space available. A study was completed to examine the current and future needs for office space for the mission critical departments, and a Real Estate Study confirmed that there are a limited number of commercial spaces available for lease or purchase within the City's jurisdiction. Options to include new office space for some departments or a large space for multiple departments, and will be evaluated for purchase, lease and space fit out.													
<b>Financial Activity:</b>  <table border="1"> <thead> <tr> <th></th> <th><u>Expended</u></th> <th><u>Encumbered</u></th> <th><u>Total</u></th> </tr> </thead> <tbody> <tr> <td>January 31, 2024</td> <td>\$ -</td> <td>\$ -</td> <td>\$ -</td> </tr> <tr> <td>January 31, 2025</td> <td>\$ 2,136,113</td> <td>\$ 63,100</td> <td>\$ 2,199,213</td> </tr> </tbody> </table> <b>Operational Impact:</b> Indeterminate		<u>Expended</u>	<u>Encumbered</u>	<u>Total</u>	January 31, 2024	\$ -	\$ -	\$ -	January 31, 2025	\$ 2,136,113	\$ 63,100	\$ 2,199,213	<b>Changes from Prior Year:</b>  <b>Status:</b> The City purchased a building on Shaw St. This project is in the design phase. <b>Funding:</b> An additional \$25,000 was added for overhead costs. <b>Scope:</b> No change. <b>Timing:</b> This project is anticipated to be completed in FY2026.
	<u>Expended</u>	<u>Encumbered</u>	<u>Total</u>										
January 31, 2024	\$ -	\$ -	\$ -										
January 31, 2025	\$ 2,136,113	\$ 63,100	\$ 2,199,213										
<b>Lead Department:</b> Central Services													
<b>Supporting Department:</b> None													
<b>Non-City Funding Sources:</b> None													
<b>Land Use Plans:</b> None													


Capital Improvement Program								
Expenditure Schedule	Prior Approved Appropriations	FY2026 Budget	FY2027	FY2028	FY2029	FY2030	FY2031	Total Project Cost
Land Acquisition	2,000,000	-	-	-	-	-	-	2,000,000
Planning	660,000	-	-	-	-	-	-	660,000
Design	-	-	-	-	-	-	-	-
Construction	-	500,000	-	-	-	-	-	500,000
City Overhead	140,000	25,000	-	-	-	-	-	165,000
Other	-	-	-	-	-	-	-	-
<b>Total</b>	<b>2,800,000</b>	<b>525,000</b>	-	-	-	-	-	<b>3,325,000</b>

Capital Improvement Program								
Funding Schedule	Prior Approved Appropriations	FY2026 Budget	FY2027	FY2028	FY2029	FY2030	FY2031	Total Project Cost
Bonds	-	525,000	-	-	-	-	-	525,000
Pay-Go	-	-	-	-	-	-	-	-
Grants (Approved)	-	-	-	-	-	-	-	-
Grants (Pending)	-	-	-	-	-	-	-	-
Other - Capital Reserve	1,000,000	-	-	-	-	-	-	1,000,000
Other - ARPA	1,354,000	-	-	-	-	-	-	1,354,000
Other - One-Time Uses	446,000	-	-	-	-	-	-	446,000
<b>Total</b>	<b>2,800,000</b>	<b>525,000</b>	-	-	-	-	-	<b>3,325,000</b>

<b>Project Title</b> Citywide Public Water Access Improvements		<b>Project Number</b> 40051													
<b>Project Description:</b> <p>Expanding public water access is a major city goal and Annapolis' first-ever Public Water Access Plan highlights key gaps in the city's water access network where additional planning is needed to improve access. In FY25, this project focused on planning at four priority locations: Tolson Street Park, Northwest Street Park, Wells Cove, and the street-end of Annapolis Street. All of these sites, with the exception of Annapolis Street, will advance as independent CIP projects. The focus for this project in FY26 is improved signage. Work commenced on new water access signage design standards in FY2025 and in FY26 the standards will be implemented with the fabrication and installation of new signage at priority sites.</p>															
<b>Financial Activity:</b> <table border="1"> <thead> <tr> <th></th> <th><u>Expended</u></th> <th><u>Encumbered</u></th> <th><u>Total</u></th> </tr> </thead> <tbody> <tr> <td>January 31, 2024</td> <td>\$ -</td> <td>\$ -</td> <td>\$ -</td> </tr> <tr> <td>January 31, 2025</td> <td>\$ 31,720</td> <td>\$ 8,511</td> <td>\$ 40,232</td> </tr> </tbody> </table>			<u>Expended</u>	<u>Encumbered</u>	<u>Total</u>	January 31, 2024	\$ -	\$ -	\$ -	January 31, 2025	\$ 31,720	\$ 8,511	\$ 40,232	<b>Changes from Prior Year:</b> <b>Status:</b> New projects are being designed. <b>Funding:</b> No change. <b>Scope:</b> FY2026 scope will focus on the fabrication and installation of new water access signage at various locations. <b>Timing:</b> The Design Phase is underway for signage, the construction phase is anticipated to be completed in FY2026	
	<u>Expended</u>	<u>Encumbered</u>	<u>Total</u>												
January 31, 2024	\$ -	\$ -	\$ -												
January 31, 2025	\$ 31,720	\$ 8,511	\$ 40,232												
<b>Operational Impact:</b> Indeterminate															
<b>Lead Department:</b> Planning and Zoning															
<b>Supporting Department:</b> None															
<b>Non-City Funding Sources:</b>															
<b>Land Use Plans:</b> None															

Expenditure Schedule	Prior Approved Appropriations	FY2026 Budget	Capital Improvement Program					Total Project Cost
			FY2027	FY2027	FY2028	FY2029	FY2030	
Land Acquisition	-	-	-	-	-	-	-	-
Planning	20,000	-	-	-	-	-	-	20,000
Design	74,000	-	-	-	-	-	-	74,000
Construction	300,000	150,000	-	-	-	-	-	450,000
City Overhead	19,700	7,500	-	-	-	-	-	27,200
Other	-	-	-	-	-	-	-	-
<b>Total</b>	<b>413,700</b>	<b>157,500</b>	-	-	-	-	-	<b>571,200</b>


Funding Schedule	Prior Approved Appropriations	FY2026 Budget	Capital Improvement Program					Total Project Cost
			FY2027	FY2027	FY2028	FY2029	FY2030	
Bonds	-	-	-	-	-	-	-	-
Pay-Go	-	-	-	-	-	-	-	-
Grants (Approved)	-	-	-	-	-	-	-	-
Grants (Pending)	-	-	-	-	-	-	-	-
Other - Capital Reserve	413,700	157,500	-	-	-	-	-	571,200
<b>Total</b>	<b>413,700</b>	<b>157,500</b>	-	-	-	-	-	<b>571,200</b>

<b>Project Title</b> College Creek Connector Trail		<b>Project Number</b> 40054	
<b>Project Description:</b> Situating at a key gateway to Annapolis, the College Creek Connector Trail connects King George Street to Calvert Street along the shoreline of College Creek. Along the way, it passes significant cultural sites including St. John's College and St. Anne's Cemetery. The project includes an elevated boardwalk adjacent to St. John's College property that will provide a unique walking and biking experience while preserving riparian habitat. The project also connects to another important State-led trail project underway to connect the B&A Trail into downtown Annapolis, bringing significant transit, and recreational tourism benefits. Funding for this project was previously included in the Trail Connections project. For FY2025, the project is being split into three segments for phased implementation.			
<b>Financial Activity:</b>		<b>Changes from Prior Year:</b>	
	<u>Expended</u>	<u>Encumbered</u>	<u>Total</u>
January 31, 2024	\$ -	\$ -	\$ -
January 31, 2025	\$ -	\$ -	\$ -
<b>Operational Impact:</b>	Not available at the time of budget presentation. The Department is continuing to research.		
	<b>Status:</b>	The concept design has been completed.	
	<b>Funding:</b>	\$2M of bonds was programmed in FY26 as the City did not receive the Congressional Earmark. The City plans to ask for \$2.9M in federal funding in the next cycle.	
	<b>Scope:</b>	No change.	
	<b>Timing:</b>	No change.	
<b>Lead Department:</b> Planning and Zoning			
<b>Supporting Department:</b> Public Works			
<b>Non-City Funding Sources:</b> \$315,000 Maryland Department of Transportation Bikeways Grant. Awarded \$1M Congressional Earmark Pending \$2.9M Congressional Earmark			
<b>Land Use Plans:</b> Bicycle Master Plan and Quality of Life Goals			

Capital Improvement Program								
Expenditure Schedule	Prior Approved Appropriations	FY2026 Budget	FY2027	FY2028	FY2029	FY2030	FY2031	Total Project Cost
Land Acquisition	-	-	-	-	-	-	-	-
Planning	-	-	-	-	-	-	-	-
Design	375,000	-	-	-	-	-	-	375,000
Construction	3,000,000	-	2,900,000	-	-	-	-	5,900,000
City Overhead	182,925	14,200	7,088	-	-	-	-	204,213
Other	-	-	-	-	-	-	-	-
<b>Total</b>	<b>3,557,925</b>	<b>14,200</b>	<b>2,907,088</b>	<b>-</b>	<b>-</b>	<b>-</b>	<b>-</b>	<b>6,479,213</b>


Capital Improvement Program								
Funding Schedule	Prior Approved Appropriations	FY2026 Budget	FY2027	FY2028	FY2029	FY2030	FY2031	Total Project Cost
Bonds	14,175	2,000,000	-	-	-	-	-	2,014,175
Pay-Go	-	-	-	-	-	-	-	-
Grants (Approved)	3,315,000	(2,000,000)	-	-	-	-	-	1,315,000
Grants (Pending)	-	-	2,900,000	-	-	-	-	2,900,000
Other - Capital Reserve	228,750	14,200	7,088	-	-	-	-	250,038
<b>Total</b>	<b>3,557,925</b>	<b>14,200</b>	<b>2,907,088</b>	<b>-</b>	<b>-</b>	<b>-</b>	<b>-</b>	<b>6,479,213</b>



<b>Project Title</b> Connecting Communities (formerly, Trail Connections)		<b>Project Number</b> 50010	
<b>Project Description:</b> This project consists of several components to create a more cohesive on-street and off-street trail system in the City as recommended in the Annapolis Bicycle Master Plan (2011). This project improves the safety of bike travel and supports City policy to encourage alternative transportation options. The project may include planning, land acquisition, design, and construction. Project work will also include determination and initiation of possible land easements. Timing of General roadways, General sidewalks, and Connecting Communities (formerly, Trail Connections) will be synchronized. Priority projects for FY26 include the Hilltop Lane Connector trail (from Boxwood Road to Forest Drive), a connecting trail from Hawkins Cove to Truxton Park (Primrose Road to Pumphouse Road), the redesign of bicycle facilities on Hilltop Lane, and implementation of citywide trail wayfinding signage.			
<b>Financial Activity:</b>		<b>Changes from Prior Year:</b>	
	<u>Expended</u> <u>Encumbered</u> <u>Total</u>	<b>Status:</b>	The planning and design phases are ongoing in select corridors.
January 31, 2024	\$ 229,423    \$ 3,000    \$ 232,423	<b>Funding:</b>	\$1.3M of grant funding did not materialize.
January 31, 2025	\$ 394,248    \$ 357,009    \$ 751,257	<b>Scope:</b>	In FY2026, the focus will be on implementing the Hilltop Lane Connector Trail, the Hawkins Cove Trail the redesign of bicycle facilities on Hilltop Lane, and implementation of comprehensive wayfinding signage standards for the bicycle network.
<b>Operating Impact:</b>	Not available at the time of budget presentation. The Department is continuing to research.	<b>Timing:</b>	This project is on schedule.
<b>Lead Department:</b> Planning and Zoning			
<b>Supporting Department:</b> Public Works			
<b>Non-City Funding Sources:</b> \$94,000 - Maryland Department of Transportation Maryland Bikeways Grant. \$700,000 DNR Greenspace Equity			
<b>Land Use Plans:</b> Comprehensive Plan, Bicycle Master Plan, and Quality of Life Goals			


Expenditure Schedule	Prior Approved Appropriations	FY2026 Budget	Capital Improvement Program					Total Project Cost
			FY2027	FY2028	FY2029	FY2030	FY2031	
Land Acquisition	-	-	-	-	-	-	-	-
Planning	45,000	-	-	-	-	-	-	45,000
Design	300,000	-	-	-	-	-	-	300,000
Construction	4,544,766	(1,300,000)	-	1,800,000	1,800,000	1,800,000	1,800,000	10,444,766
City Overhead	269,250	-	-	200,000	200,000	200,000	200,000	1,069,250
Other	-	-	-	-	-	-	-	-
<b>Total</b>	5,159,016	(1,300,000)	-	2,000,000	2,000,000	2,000,000	2,000,000	11,859,016

Funding Schedule	Prior Approved Appropriations	FY2026 Budget	Capital Improvement Program					Total Project Cost
			FY2027	FY2028	FY2029	FY2030	FY2031	
Bonds	2,947,666	-	-	2,000,000	2,000,000	2,000,000	2,000,000	10,947,666
Pay-Go	62,250	-	-	-	-	-	-	62,250
Grants (Approved)	2,094,000	(1,300,000)	-	-	-	-	-	794,000
Grants (Pending)	-	-	-	-	-	-	-	-
Other - Capital Reserve	55,100	-	-	-	-	-	-	55,100
<b>Total</b>	5,159,016	(1,300,000)	-	2,000,000	2,000,000	2,000,000	2,000,000	11,859,016

<b>Project Title</b> Dam at Annapolis Waterworks Park			<b>Project Number</b> NEW		
<b>Project Description:</b> During the Maryland Department of the Environment annual inspection of Dam 135, it was requested of the City to hire a dam engineer to inspect and evaluate the surface cracks of the dam. The dam engineer recommended rehabilitation.					
<b>Financial Activity:</b>			<b>Changes from Prior Year:</b>		
	<u>Expended</u>	<u>Encumbered</u>	<u>Total</u>	<b>Status:</b>	N/A
January 31, 2024	\$ -	\$ -	\$ -	<b>Funding:</b>	N/A
January 31, 2025	\$ -	\$ -	\$ -	<b>Scope:</b>	N/A
<b>Operational Impact:</b>	Not available at the time of budget presentation. The Department is continuing to research.			<b>Timing:</b>	N/A
<b>Lead Department:</b> Public Works					
<b>Supporting Department:</b> None					
<b>Non-City Funding Sources:</b> Candidate for Maryland Department of the Environment Comprehensive Flood Management Program Grant					
<b>Land Use Plans:</b> None					


Capital Improvement Program								
Expenditure Schedule	Prior Approved Appropriations	FY2026 Budget	FY2027	FY2028	FY2029	FY2030	FY2031	Total Project Cost
Land Acquisition		-	-	-	-	-	-	-
Planning	-	-	-	-	-	-	-	-
Design	-	75,000	-	-	-	-	-	75,000
Construction	-	-	400,000	-	-	-	-	400,000
City Overhead	-	3,750	20,000	-	-	-	-	23,750
Other	-	-	-	-	-	-	-	-
<b>Total</b>	-	78,750	420,000	-	-	-	-	498,750

Capital Improvement Program								
Funding Schedule	Prior Approved Appropriations	FY2026 Budget	FY2027	FY2028	FY2029	FY2030	FY2031	Total Project Cost
Bonds	-	78,750	120,000	-	-	-	-	198,750
Pay-Go	-	-	-	-	-	-	-	-
Grants (Approved)	-	-	-	-	-	-	-	-
Grants (Pending)	-	-	300,000	-	-	-	-	300,000
Other - Capital Reserve	-	-	-	-	-	-	-	-
<b>Total</b>	-	78,750	420,000	-	-	-	-	498,750

<b>Project Title</b> Duke of Gloucester Floating Pier		<b>Project Number</b> 40055	
<b>Project Description:</b> Pending agreement from St. Mary's, a floating pier will be installed at the base of the Spa Creek Bridge. An ADA accessible ramp will be installed for access from Duke of Gloucester Street near the intersection with Compromise Street, along with an observation deck.			
<b>Financial Activity:</b>		<b>Changes from Prior Year:</b>	
	<u>Expended</u> <u>Encumbered</u> <u>Total</u>	<b>Status:</b>	The City is unable to obtain a lease agreement from St. Mary's.
January 31, 2024	\$ 18,586    \$ 234    \$ 18,820	<b>Funding:</b>	The total project cost was reduced by \$39,060 as a result of a revised scope and updated cost estimates.
January 31, 2025	\$ 18,586    \$ 234    \$ 18,820	<b>Scope:</b>	The project will have a smaller observation deck.
<b>Operational Impact:</b>	Not available at the time of budget presentation. The Department is continuing to research.	<b>Timing:</b>	This project is delayed until an agreement with St. Mary's is in place.
<b>Lead Department:</b> Public Works			
<b>Supporting Department:</b> None			
<b>Non-City Funding Sources:</b> Candidate for Department of Natural Resources State Waterway Improvement Grant			
<b>Land Use Plans:</b> None			


Expenditure Schedule	Prior Approved Appropriations	FY2026 Budget	Capital Improvement Program					Total Project Cost
			FY2027	FY2028	FY2029	FY2030	FY2031	
Land Acquisition	-	-	-	-	-	-	-	-
Planning	-	-	-	-	-	-	-	-
Design	100,000	-	-	-	-	-	-	100,000
Construction	-	-	170,000	-	-	-	-	170,000
City Overhead	12,560	-	12,280	-	-	-	-	24,840
Other	-	-	-	-	-	-	-	-
<b>Total</b>	<b>112,560</b>	<b>-</b>	<b>182,280</b>	<b>-</b>	<b>-</b>	<b>-</b>	<b>-</b>	<b>294,840</b>

Funding Schedule	Prior Approved Appropriations	FY2026 Budget	Capital Improvement Program					Total Project Cost
			FY2027	FY2028	FY2029	FY2030	FY2031	
Bonds	112,560	-	182,280	-	-	-	-	294,840
Pay-Go	-	-	-	-	-	-	-	-
Grants (Approved)	-	-	-	-	-	-	-	-
Grants (Pending)	-	-	-	-	-	-	-	-
Other - Capital Reserve	-	-	-	-	-	-	-	-
<b>Total</b>	<b>112,560</b>	<b>-</b>	<b>182,280</b>	<b>-</b>	<b>-</b>	<b>-</b>	<b>-</b>	<b>294,840</b>

<b>Project Title</b> Eastport Choice Neighborhood Initiative		<b>Project Number</b> 40072	
<b>Project Description:</b>  Eastport Choice Neighborhood Initiative (CNI) is a major revitalization of Annapolis' largest public housing communities Eastport Terrace and Harbour House. Through a two-year community-led planning process in partnership with the Housing Authority of the City of Annapolis (HACA), the Eastport CNI Transformation Plan was completed and approved by the U.S. Department of Housing and Urban Development (HUD) which had funded the planning process. Focusing on investments in new housing, neighborhood infrastructure and amenities, and social services for residents, the Transformation Plan proposes a complete redevelopment of the approximately 30 acre property in Eastport as well as a City-owned property on Spa Road which formerly housed Department of Public Works facilities. The project is estimated to cost up to \$300 million which will require funding from a wide variety of sources beyond the City. FY25, the City is provided \$1 million toward design with a request for a matching grant from the State of Maryland.			
<b>Financial Activity:</b>		<b>Changes from Prior Year:</b>	
	<u>Expended</u>	<u>Encumbered</u>	<u>Total</u>
January 31, 2024	\$ -	\$ -	\$ -
January 31, 2025	\$ -	\$ -	\$ -
<b>Operational Impact:</b>	Indeterminate		
		<b>Status:</b>	This project is in coordination with the Spa Road Remediation
		<b>Funding:</b>	No change
		<b>Scope:</b>	No change
		<b>Timing:</b>	This project is in coordination with the Spa Road Remediation
<b>Lead Department:</b> Planning and Zoning			
<b>Supporting Department:</b> None			
<b>Non-City Funding Sources:</b> State of Maryland Department of Housing & Community Development			
<b>Land Use Plans:</b> Comprehensive Plan			




Expenditure Schedule	Prior Approved Appropriations	FY2026 Budget	Capital Improvement Program					Total Project Cost
			FY2027	FY2028	FY2029	FY2030	FY2031	
Land Acquisition	-	-	-	-	-	-	-	-
Planning	-	-	-	-	-	-	-	-
Design	1,950,000	-	-	-	-	-	-	1,950,000
Construction	-	-	-	-	-	-	-	-
City Overhead	50,000	-	-	-	-	-	-	50,000
Other	-	-	-	-	-	-	-	-
<b>Total</b>	<b>2,000,000</b>	<b>-</b>	<b>-</b>	<b>-</b>	<b>-</b>	<b>-</b>	<b>-</b>	<b>2,000,000</b>

Funding Schedule	Prior Approved Appropriations	FY2026 Budget	Capital Improvement Program					Total Project Cost
			FY2027	FY2028	FY2029	FY2030	FY2031	
Bonds	-	-	-	-	-	-	-	-
Pay-Go	-	-	-	-	-	-	-	-
Grants (Approved)	-	-	-	-	-	-	-	-
Grants (Pending)	1,000,000	-	-	-	-	-	-	1,000,000
Other - Capital Reserve	1,000,000	-	-	-	-	-	-	1,000,000
Other - ARPA	-	-	-	-	-	-	-	-
<b>Total</b>	<b>2,000,000</b>	<b>-</b>	<b>-</b>	<b>-</b>	<b>-</b>	<b>-</b>	<b>-</b>	<b>2,000,000</b>

<b>Project Title</b> Eastport Flood Mitigation		<b>Project Number</b> 40073													
<b>Project Description:</b>  This project is to scope, design and construct flood mitigation and resiliency protection measures in Eastport. Phase 1 of the project focuses on street end flood resilient solutions and stormwater upgrades to prevent backflow of tidal water onto street ends. Phase 2 focuses on specific flood mitigation upgrades to the Maritime Museum in Eastport and neighboring Second Street Pump station grounds. A construction phase will follow the design phases.															
<b>Financial Activity:</b>  <table border="1"> <thead> <tr> <th></th> <th style="text-align: right;"><u>Expended</u></th> <th style="text-align: right;"><u>Encumbered</u></th> <th style="text-align: right;"><u>Total</u></th> </tr> </thead> <tbody> <tr> <td>January 31, 2024</td> <td style="text-align: right;">\$ -</td> <td style="text-align: right;">\$ -</td> <td style="text-align: right;">\$ -</td> </tr> <tr> <td>January 31, 2025</td> <td style="text-align: right;">\$ -</td> <td style="text-align: right;">\$ -</td> <td style="text-align: right;">\$ -</td> </tr> </tbody> </table> <b>Operational Impact:</b> Indeterminate			<u>Expended</u>	<u>Encumbered</u>	<u>Total</u>	January 31, 2024	\$ -	\$ -	\$ -	January 31, 2025	\$ -	\$ -	\$ -	<b>Changes from Prior Year:</b>  <b>Status:</b> The City is awaiting a memorandum of understanding with Army Corp.  <b>Funding:</b> No change.  <b>Scope:</b> No change.  <b>Timing:</b> The City will collaborate with the Resilience Authority to advance design using existing contracts. Design to begin in FY2026.	
	<u>Expended</u>	<u>Encumbered</u>	<u>Total</u>												
January 31, 2024	\$ -	\$ -	\$ -												
January 31, 2025	\$ -	\$ -	\$ -												
<b>Lead Department:</b> Public Works															
<b>Supporting Department:</b> None															
<b>Non-City Funding Sources:</b> \$60,000 Army Corp FY2025, \$290,500 FEMA Flood Mitigation Assistance (FMA) Scoping FY2022 Grant, \$150,000 FEMA FMA Scoping FY2023 Grant															
<b>Land Use Plans:</b> Comprehensive Plan and Transportation Goals															

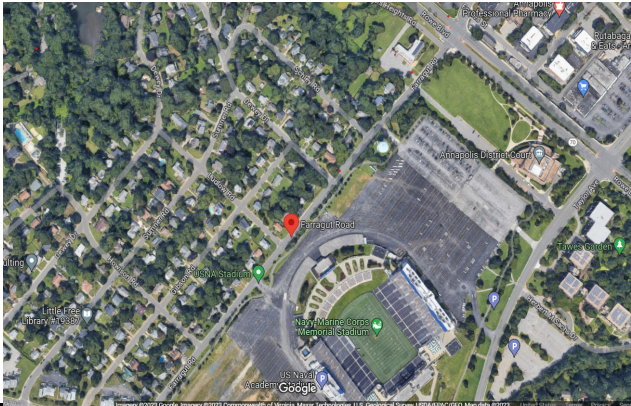
Expenditure Schedule	Prior Approved Appropriations	FY2026 Budget	Capital Improvement Program					Total Project Cost
			FY2027	FY2028	FY2029	FY2030	FY2031	
Land Acquisition	-	-	-	-	-	-	-	-
Planning	310,500	-	-	-	-	-	-	310,500
Design	200,000	200,000	-	-	-	-	-	400,000
Construction	-	-	1,000,000	2,500,000	1,500,000	-	-	5,000,000
City Overhead	25,525	10,000	50,000	125,000	75,000	-	-	285,525
Other	-	-	-	-	-	-	-	-
<b>Total</b>	<b>536,025</b>	<b>210,000</b>	<b>1,050,000</b>	<b>2,625,000</b>	<b>1,575,000</b>	<b>-</b>	<b>-</b>	<b>5,996,025</b>

Funding Schedule	Prior Approved Appropriations	FY2026 Budget	Capital Improvement Program					Total Project Cost
			FY2027	FY2028	FY2029	FY2030	FY2031	
Bonds	185,525	60,000	550,000	625,000	575,000	-	-	1,995,525
Pay-Go	-	-	-	-	-	-	-	-
Grants (Approved)	350,500	150,000	500,000	2,000,000	1,000,000	-	-	4,000,500
Grants (Pending)	-	-	-	-	-	-	-	-
Other - Capital Reserve	-	-	-	-	-	-	-	-
<b>Total</b>	<b>536,025</b>	<b>210,000</b>	<b>1,050,000</b>	<b>2,625,000</b>	<b>1,575,000</b>	<b>-</b>	<b>-</b>	<b>5,996,025</b>

<b>Project Title</b> 100% Electric Annapolis Mobility Plan	<b>Project Number</b> 40043												
<b>Project Description:</b> The Annapolis Mobility Plan (AMP) includes an all-electric transit system in downtown Annapolis and Eastport. Electric neighborhood vehicles, (aka GEM vehicles) will transport riders from parking locations in the downtown area and Eastport to the Spa Creek waterfront. From there, an electric ferry will transport riders between City Dock and Eastport (5th Street). This project includes the acquisition of a battery electric passenger ferry boat, small electric cart vehicles, battery electric shuttle buses, and associated charging infrastructure. The battery electric passenger boat will also require landing improvements. In FY2023, the city placed an order for two (2) battery electric buses, with mostly federal, state, and county grants, consisting of about 87% of the cost of the buses. The city also purchased two (2) 5-passenger electric GEM vehicles in FY 2023 with local funds. In January 2023, the Federal Transit Administration (FTA) awarded the city a \$2,975,000 grant for an electric ferry pilot project that consists of the purchase of battery electric passenger ferry, landing improvements and charging infrastructure. The FTA grant requires a 15% local match. The FY2024 request is for design and construction of charging infrastructure for the battery electric buses and the required local match for the FTA grants.	  												
<b>Financial Activity:</b>	<b>Changes from Prior Year:</b>												
<table border="1"> <thead> <tr> <th></th> <th><u>Expended</u></th> <th><u>Encumbered</u></th> <th><u>Total</u></th> </tr> </thead> <tbody> <tr> <td>January 31, 2024</td> <td>\$ 91,729</td> <td>\$ 20,000</td> <td>\$ 111,729</td> </tr> <tr> <td>January 31, 2025</td> <td>\$ 121,197</td> <td>\$ 252,217</td> <td>\$ 373,414</td> </tr> </tbody> </table>		<u>Expended</u>	<u>Encumbered</u>	<u>Total</u>	January 31, 2024	\$ 91,729	\$ 20,000	\$ 111,729	January 31, 2025	\$ 121,197	\$ 252,217	\$ 373,414	<b>Status:</b> Project is on hold pending a funding source. <b>Funding:</b> \$3.5M Federal Transit Administration grant was not awarded. <b>Scope:</b> No change. <b>Timing:</b> Project is on hold pending a funding source.
	<u>Expended</u>	<u>Encumbered</u>	<u>Total</u>										
January 31, 2024	\$ 91,729	\$ 20,000	\$ 111,729										
January 31, 2025	\$ 121,197	\$ 252,217	\$ 373,414										
<b>Operational Impact:</b> Indeterminate													
<b>Lead Department:</b> Transportation													
<b>Supporting Department:</b> Public Works													
<b>Non-City Funding Sources:</b> Prior approved appropriations: \$308,116 Federal Transit Administration, \$250,000 Anne Arundel County, State Capital Grant of \$245,000.													
<b>Land Use Plans:</b> None													


Expenditure Schedule	Prior Approved Appropriations	FY2026 Budget	Capital Improvement Program					Total Project Cost
			FY2027	FY2028	FY2029	FY2030	FY2031	
Land Acquisition	-	-	-	-	-	-	-	-
Planning	175,000	-	-	-	-	-	-	175,000
Design	300,000	-	-	-	-	-	-	300,000
Equipment Acquisition	3,612,884	(2,300,000)	-	-	-	-	-	1,312,884
Construction	1,200,000	(1,200,000)	-	-	-	-	-	-
City Overhead	273,155	-	-	-	-	-	-	273,155
<b>Total</b>	<b>5,561,039</b>	<b>(3,500,000)</b>	-	-	-	-	-	<b>2,061,039</b>

Funding Schedule	Prior Approved Appropriations	FY2026 Budget	Capital Improvement Program					Total Project Cost
			FY2027	FY2028	FY2029	FY2030	FY2031	
Bonds	797,923	-	-	-	-	-	-	797,923
Pay-Go	-	-	-	-	-	-	-	-
Grants (Approved)	4,303,116	(3,500,000)	-	-	-	-	-	803,116
Grants (Pending)	-	-	-	-	-	-	-	-
Other - Capital Reserve	460,000	-	-	-	-	-	-	460,000
<b>Total</b>	<b>5,561,039</b>	<b>(3,500,000)</b>	-	-	-	-	-	<b>2,061,039</b>

<b>Project Title</b> Farragut Road Sidewalk - Howison Road to Rowe Boulevard		<b>Project Number</b> 40065	
<b>Project Description:</b>  A new sidewalk will be designed and constructed along Farragut Road between Cedar Park Road and Schley Road. The City will work with the Maryland State Highway Administration, the Naval Academy Athletic Association and the Maryland Department of General Services to improve pedestrian access in the area.			
<b>Financial Activity:</b>			
	<u>Expended</u>	<u>Encumbered</u>	<u>Total</u>
January 31, 2024	\$ -	\$ -	\$ -
January 31, 2025	\$ -	\$ -	\$ -
<b>Operational Impact:</b> Maintenance cost negligible, as needed for repair.		<b>Status:</b> This project is in the procurement phase.  <b>Funding:</b> An additional \$735,000 was requested in FY2026 due to an updated scope.  <b>Scope:</b> A sidewalk connection from Cedar Park Road to Schley Road was added.  <b>Timing:</b> Sidewalk construction is anticipated to be completed in FY2028.	
<b>Lead Department:</b> Public Works			
<b>Supporting Department:</b> None			
<b>Non-City Funding Sources:</b> None			
<b>Land Use Plans:</b> None			

Expenditure Schedule	Prior Approved Appropriations	FY2026 Budget	Capital Improvement Program					Total Project Cost
			FY2027	FY2028	FY2029	FY2030	FY2031	
Land Acquisition	-	-	-	-	-	-	-	-
Planning	-	-	-	-	-	-	-	-
Design	5,000	150,000	-	-	-	-	-	155,000
Construction	70,000	-	550,000	-	-	-	-	620,000
City Overhead	3,750	7,500	27,500	-	-	-	-	38,750
Other	-	-	-	-	-	-	-	-
<b>Total</b>	<b>78,750</b>	<b>157,500</b>	<b>577,500</b>	-	-	-	-	<b>813,750</b>


Funding Schedule	Prior Approved Appropriations	FY2026 Budget	Capital Improvement Program					Total Project Cost
			FY2027	FY2028	FY2029	FY2030	FY2031	
Bonds	78,750	157,500	577,500	-	-	-	-	813,750
Pay-Go	-	-	-	-	-	-	-	-
Grants (Approved)	-	-	-	-	-	-	-	-
Grants (Pending)	-	-	-	-	-	-	-	-
Other - Capital Reserve	-	-	-	-	-	-	-	-
<b>Total</b>	<b>78,750</b>	<b>157,500</b>	<b>577,500</b>	-	-	-	-	<b>813,750</b>

<b>Project Title</b> Fitness Equipment Replacement		<b>Project Number</b> 40028	
<b>Project Description:</b> This project funds the replacement of aging fitness equipment at the Pip Moyer Recreation Center. Cardio and weight equipment 10 years and older will be eligible for replacement. Funding will also allow for the upgrade of audio-visual components in the fitness area.			
<b>Financial Activity:</b>		<b>Changes from Prior Year:</b>	
	<u>Expended</u>	<u>Encumbered</u>	<u>Total</u>
January 31, 2024	\$ 150,599	\$ 50,354	\$ 200,953
January 31, 2025	\$ 198,591	\$ 49,907	\$ 248,498
<b>Operational Impact:</b>	Maintenance costs will decrease once purchases are made.		
			<b>Status:</b> Replacement equipment purchases continue.
			<b>Funding:</b> No change.
			<b>Scope:</b> No change.
			<b>Timing:</b> No change.
<b>Lead Department:</b> Recreation and Parks			
<b>Supporting Department:</b> None			
<b>Non-City Funding Sources:</b> None			
<b>Land Use Plans:</b> Comprehensive Plan, Stewardship Goals, and Infrastructure Goals			

Expenditure Schedule	Prior Approved Appropriations	FY2026 Budget	Capital Improvement Program					Total Project Cost
			FY2027	FY2028	FY2029	FY2030	FY2031	
Land Acquisition	-	-	-	-	-	-	-	-
Planning	-	-	-	-	-	-	-	-
Design	-	-	-	-	-	-	-	-
Construction	-	-	-	-	-	-	-	-
City Overhead	10,000	2,500	2,500	2,500	2,500	2,500	2,500	25,000
Other	250,000	50,000	50,000	50,000	50,000	50,000	50,000	550,000
<b>Total</b>	<b>260,000</b>	<b>52,500</b>	<b>52,500</b>	<b>52,500</b>	<b>52,500</b>	<b>52,500</b>	<b>52,500</b>	<b>575,000</b>


Funding Schedule	Prior Approved Appropriations	FY2026 Budget	Capital Improvement Program					Total Project Cost
			FY2027	FY2028	FY2029	FY2030	FY2031	
Bonds	-	-	-	-	-	-	-	-
Pay-Go	-	-	-	-	-	-	-	-
Grants	-	-	-	-	-	-	-	-
Other - Capital Reserve	260,000	52,500	52,500	52,500	52,500	52,500	52,500	575,000
<b>Total</b>	<b>260,000</b>	<b>52,500</b>	<b>52,500</b>	<b>52,500</b>	<b>52,500</b>	<b>52,500</b>	<b>52,500</b>	<b>575,000</b>



<b>Project Title</b> Forest Drive Fire Station Renovations		<b>Project Number</b> 50024	
<b>Project Description:</b> This project will fund the demolition and replacement of aged and deteriorating bathroom facilities in the main area of the fire station. It will also address the need for adequate women's facilities. The work will include substantial demolition of flooring to replace failing plumbing as well as the removal of non-load bearing walls to ensure ADA compliance. All fixtures will be replaced with ADA compliant devices.			
<b>Financial Activity:</b>		<b>Changes from Prior Year:</b>	
	<u>Expended</u> <u>Encumbered</u> <u>Total</u>	<b>Status:</b>	Final plan approvals expected in FY2025.
January 31, 2024	\$ -      \$ -      \$ -	<b>Funding:</b>	No change.
January 31, 2025	\$ 48,945      \$ -      \$ 48,945	<b>Scope:</b>	No change.
<b>Operational Impact:</b>	Not available at the time of budget presentation. The Department is continuing to research.	<b>Timing:</b>	Contract award and construction expected in FY2026.
<b>Lead Department:</b> Central Services			
<b>Supporting Department:</b> None			
<b>Non-City Funding Sources:</b> None			
<b>Land Use Plans:</b> Comprehensive Plan			


Capital Improvement Program								
Expenditure Schedule	Prior Approved Appropriations	FY2026 Budget	FY2027	FY2028	FY2029	FY2030	FY2031	Total Project Cost
Land Acquisition	-	-	-	-	-	-	-	-
Planning	-	-	-	-	-	-	-	-
Design	56,000	-	-	-	-	-	-	56,000
Construction	459,750	-	-	-	-	-	-	459,750
City Overhead	26,300	-	-	-	-	-	-	26,300
Other	-	-	-	-	-	-	-	-
<b>Total</b>	<b>542,050</b>	<b>-</b>	<b>-</b>	<b>-</b>	<b>-</b>	<b>-</b>	<b>-</b>	<b>542,050</b>

Capital Improvement Program								
Funding Schedule	Prior Approved Appropriations	FY2026 Budget	FY2027	FY2028	FY2029	FY2030	FY2031	Total Project Cost
Bonds	542,050	-	-	-	-	-	-	542,050
Pay-Go	-	-	-	-	-	-	-	-
Grants	-	-	-	-	-	-	-	-
Other - Capital Reserve	-	-	-	-	-	-	-	-
<b>Total</b>	<b>542,050</b>	<b>-</b>	<b>-</b>	<b>-</b>	<b>-</b>	<b>-</b>	<b>-</b>	<b>542,050</b>

<b>Project Title</b> Fuel Island Tank Removal and Upgrades		<b>Project Number</b> 40074	
<b>Project Description:</b> This project will remove the existing underground tanks and install new above ground tanks and pumps at the Spa Road fuel station. The project shall adhere to all the Maryland Department of the Environment requirements for removal and reinstallation of tanks. New fence for above ground tank containment, full restoration of the site after underground removal, new pumps, and soil testing is included.			
<b>Financial Activity:</b>		<b>Changes from Prior Year:</b>	
	<u>Expended</u> <u>Encumbered</u> <u>Total</u>	<b>Status:</b>	This contract is being awarded through an emergency procurement.
January 31, 2024	\$ -      \$ -      \$ -	<b>Funding:</b>	An additional \$157,500 was requested in FY2026 to cover unforeseen expenses such as oil spills and fuel tank leaks.
January 31, 2025	\$ -      \$ -      \$ -	<b>Scope:</b>	City Permitting and Maryland Department of the Environment permitting was added in FY2026.
<b>Operational Impact:</b>	Not available at the time of budget presentation. The Department is continuing to research.	<b>Timing:</b>	Design and construction is anticipated to begin FY2026.
<b>Lead Department:</b> Public Works			
<b>Supporting Department:</b> None			
<b>Non-City Funding Sources:</b> None			
<b>Land Use Plans:</b> None			


Expenditure Schedule	Capital Improvement Program							Total Project Cost
	Prior Approved Appropriations	FY2026 Budget	FY2027	FY2028	FY2029	FY2030	FY2031	
Land Acquisition	-	-	-	-	-	-	-	-
Planning	-	-	-	-	-	-	-	-
Design	-	-	-	-	-	-	-	-
Construction	1,045,000	150,000	-	-	-	-	-	1,195,000
City Overhead	52,250	7,500	-	-	-	-	-	59,750
Other	-	-	-	-	-	-	-	-
<b>Total</b>	<b>1,097,250</b>	<b>157,500</b>	-	-	-	-	-	<b>1,254,750</b>

Funding Schedule	Capital Improvement Program							Total Project Cost
	Prior Approved Appropriations	FY2026 Budget	FY2027	FY2028	FY2029	FY2030	FY2031	
Bonds	1,097,250	157,500	-	-	-	-	-	1,254,750
Pay-Go	-	-	-	-	-	-	-	-
Grants (Approved)	-	-	-	-	-	-	-	-
Grants (Pending)	-	-	-	-	-	-	-	-
Other	-	-	-	-	-	-	-	-
<b>Total</b>	<b>1,097,250</b>	<b>157,500</b>	-	-	-	-	-	<b>1,254,750</b>

<b>Project Title</b> General Existing Waterfront Access Infrastructure		<b>Project Number</b> 40056	
<b>Project Description:</b> This project is for the repair or replacement of existing City waterfront access infrastructure such as bulkheads, docks, boat ramps, and shorelines. The new recurring repair program will be based on a comprehensive assessment of city-owned waterfront infrastructure to be conducted in FY2024.			
<b>Financial Activity:</b>		<b>Changes from Prior Year:</b>	
	<u>Expended</u> <u>Encumbered</u> <u>Total</u>	<b>Status:</b>	An ongoing comprehensive assessment is underway
January 31, 2024	\$ 9,742    \$ 39,412    \$ 49,154	<b>Funding:</b>	No change to annual funding.
January 31, 2025	\$ 95,448    \$ -    \$ 95,448	<b>Scope:</b>	No change.
<b>Operational Impact:</b>	Not available at the time of budget presentation. The Department is continuing to research.	<b>Timing:</b>	Projects are ongoing.
<b>Lead Department:</b> Public Works			
<b>Supporting Department:</b> None			
<b>Non-City Funding Sources:</b> None			
<b>Land Use Plans:</b> Comprehensive Plan, Stewardship Goals, and Infrastructure Goals			


Expenditure Schedule	Capital Improvement Program							Total Project Cost
	Prior Approved Appropriations	FY2026 Budget	FY2027	FY2028	FY2029	FY2030	FY2031	
Land Acquisition	-	-	-	-	-	-	-	-
Planning	50,000	-	-	-	-	-	-	50,000
Design	60,000	15,000	15,000	15,000	15,000	15,000	15,000	150,000
Construction	115,000	100,000	100,000	100,000	100,000	100,000	100,000	715,000
City Overhead	19,050	14,300	10,025	5,750	5,750	5,750	5,750	66,375
Other	-	-	-	-	-	-	-	-
<b>Total</b>	<b>244,050</b>	<b>129,300</b>	<b>125,025</b>	<b>120,750</b>	<b>120,750</b>	<b>120,750</b>	<b>120,750</b>	<b>981,375</b>

Funding Schedule	Capital Improvement Program							Total Project Cost
	Prior Approved Appropriations	FY2025 Budget	FY2027	FY2028	FY2029	FY2030	FY2031	
Bonds	145,050	129,300	125,025	120,750	120,750	120,750	120,750	882,375
Pay-Go	-	-	-	-	-	-	-	-
Grants (Approved)	-	-	-	-	-	-	-	-
Grants (Pending)	-	-	-	-	-	-	-	-
Other - Capital Reserve	99,000	-	-	-	-	-	-	99,000
<b>Total</b>	<b>244,050</b>	<b>129,300</b>	<b>125,025</b>	<b>120,750</b>	<b>120,750</b>	<b>120,750</b>	<b>120,750</b>	<b>981,375</b>

<b>Project Title</b> General Roadways		<b>Project Number</b> 40018/40021	
<b>Project Description:</b> This project will resurface and reconstruct the City's streets, curbs, and gutters. The City continually analyzes each area to develop a priority list based on conditions. Resurfacing activities include pavement milling and patching, utility adjustments, curb and gutter replacement, pavement resurfacing, brick repairs and replacement, and replacement of pavement markings. The ADA requires wheelchair accessible ramps at intersections where sidewalks adjoin streets. Although most of the City intersections have handicap ramps, funds are used as necessary to update the existing ramps to the current standard or for new ramps.			
<b>Financial Activity:</b>		<b>Changes from Prior Year:</b>	
	<u>Expended</u> <u>Encumbered</u> <u>Total</u>	<b>Status:</b>	Continouous paving.
January 31, 2024	\$ 9,382,374    \$ 57,063    \$ 9,439,437	<b>Funding:</b>	No change to annual funding
January 31, 2025	\$ 12,711,557    \$ 1,264,845    \$ 13,976,401	<b>Scope:</b>	No change.
<b>Operational Impact:</b>	Maintenance Costs decrease as repaving is completed.	<b>Timing:</b>	No delays.
<b>Lead Department:</b> Public Works			
<b>Supporting Department:</b> None			
<b>Non-City Funding Sources:</b> None			
<b>Land Use Plans:</b> Comprehensive Plan, Stewardship Goals, and Infrastructure Goals			


<b>Expenditure Schedule</b>	Capital Improvement Program							Total Project Cost
	Prior Approved Appropriations	FY2026 Budget	FY2027	FY2028	FY2029	FY2030	FY2031	
Land Acquisition	-	-	-	-	-	-	-	-
Planning	-	-	-	-	-	-	-	-
Design	-	-	-	-	-	-	-	-
Construction	18,056,394	2,850,000	2,850,000	2,850,000	2,850,000	2,850,000	2,850,000	35,156,394
City Overhead	950,336	150,000	150,000	150,000	150,000	150,000	150,000	1,850,336
Other	-	-	-	-	-	-	-	-
<b>Total</b>	<b>19,006,730</b>	<b>3,000,000</b>	<b>3,000,000</b>	<b>3,000,000</b>	<b>3,000,000</b>	<b>3,000,000</b>	<b>3,000,000</b>	<b>37,006,730</b>

<b>Funding Schedule</b>	Capital Improvement Program							Total Project Cost
	Prior Approved Appropriations	FY2026 Budget	FY2027	FY2028	FY2029	FY2030	FY2031	
Bonds	9,000,000	1,500,000	1,500,000	1,500,000	1,500,000	1,500,000	1,500,000	18,000,000
Pay-Go	-	-	-	-	-	-	-	-
Grants (Approved)	-	-	-	-	-	-	-	-
Grants (Pending)	-	-	-	-	-	-	-	-
Other - Miscellaneous	1,023,730	-	-	-	-	-	-	1,023,730
Other - Capital Reserve	8,983,000	1,500,000	1,500,000	1,500,000	1,500,000	1,500,000	1,500,000	17,983,000
<b>Total</b>	<b>19,006,730</b>	<b>3,000,000</b>	<b>3,000,000</b>	<b>3,000,000</b>	<b>3,000,000</b>	<b>3,000,000</b>	<b>3,000,000</b>	<b>37,006,730</b>

<b>Project Title</b> General Sidewalks		<b>Project Number</b> 40010/40015/40017/40019	
<b>Project Description:</b> This project repairs City sidewalk. The ongoing repair program is based on a comprehensive citywide sidewalk condition assessment. Sidewalks are inspected for cracking, faulting, and scaling. Based upon this assessment, a list of priorities for repair and reconstruction is developed each year, taking into account the sidewalk's condition and the importance of its location to citywide pedestrian traffic.			
<b>Financial Activity:</b>		<b>Changes from Prior Year:</b>	
	<u>Expended</u> <u>Encumbered</u> <u>Total</u>	<b>Status:</b>	Sidewalk repairs are continuous.
January 31, 2024	\$ 2,296,798    \$ -    \$ 2,296,798	<b>Funding:</b>	No change to annual funding
January 31, 2024	\$ 2,129,431    \$ 153,033    \$ 2,282,465	<b>Scope:</b>	No change.
<b>Operational Impact:</b>	Maintenance Costs decrease as repairs are completed.	<b>Timing:</b>	No delays.
<b>Lead Department:</b> Public Works			
<b>Supporting Department:</b> None			
<b>Non-City Funding Sources:</b> None			
<b>Land Use Plans:</b> Comprehensive Plan, Stewardship Goals, and Infrastructure Goals			


Expenditure Schedule	Capital Improvement Program							Total Project Cost
	Prior Approved Appropriations	FY2026 Budget	FY2027	FY2028	FY2029	FY2030	FY2031	
Land Acquisition	-	-	-	-	-	-	-	-
Planning	-	-	-	-	-	-	-	-
Design	-	-	-	-	-	-	-	-
Construction	3,657,500	570,000	570,000	570,000	570,000	570,000	570,000	7,077,500
City Overhead	192,500	30,000	30,000	30,000	30,000	30,000	30,000	372,500
Other	-	-	-	-	-	-	-	-
<b>Total</b>	<b>3,850,000</b>	<b>600,000</b>	<b>600,000</b>	<b>600,000</b>	<b>600,000</b>	<b>600,000</b>	<b>600,000</b>	<b>7,450,000</b>

Funding Schedule	Capital Improvement Program							Total Project Cost
	Prior Approved Appropriations	FY2026 Budget	FY2027	FY2028	FY2029	FY2030	FY2031	
Bonds	1,800,000	300,000	300,000	300,000	300,000	300,000	300,000	3,600,000
Pay-Go	-	-	-	-	-	-	-	-
Grants (Approved)	-	-	-	-	-	-	-	-
Grants (Pending)	-	-	-	-	-	-	-	-
Other - Capital Reserve	2,050,000	300,000	300,000	300,000	300,000	300,000	300,000	3,850,000
<b>Total</b>	<b>3,850,000</b>	<b>600,000</b>	<b>600,000</b>	<b>600,000</b>	<b>600,000</b>	<b>600,000</b>	<b>600,000</b>	<b>7,450,000</b>

<b>Project Title</b> Gibraltar Avenue		<b>Project Number</b> 40057	
<b>Project Description:</b> Gibraltar Avenue is not currently owned by the City of Annapolis. Legal research is required to determine ownership so that the City can acquire the property. This project funds legal research and design.			
<b>Financial Activity:</b>		<b>Changes from Prior Year:</b>	
	<u>Expended</u> <u>Encumbered</u> <u>Total</u>	<b>Status:</b>	The city is filing the deed in FY2025.
January 31, 2024	\$       -    \$       -    \$       -	<b>Funding:</b>	No change.
January 31, 2025	\$       -    \$       -    \$       -	<b>Scope:</b>	No change.
<b>Operational Impact:</b>	Not available at the time of budget presentation. The Department is continuing to research.	<b>Timing:</b>	The project is anticipated to be completed in FY2025.
<b>Lead Department:</b> Office of Law			
<b>Supporting Department:</b> Public Works			
<b>Non-City Funding Sources:</b> None			
<b>Land Use Plans:</b> Transportation Plan			


Expenditure Schedule	Prior Approved Appropriations	FY2026 Budget	Capital Improvement Program					Total Project Cost
			FY2027	FY2028	FY2029	FY2030	FY2031	
Land Acquisition	-	-	-	-	-	-	-	-
Planning	10,000	-	-	-	-	-	-	10,000
Design	50,000	-	-	-	-	-	-	50,000
Construction	-	-	-	-	-	-	-	-
City Overhead	3,000	-	-	-	-	-	-	3,000
Other	-	-	-	-	-	-	-	-
<b>Total</b>	<b>63,000</b>	<b>-</b>	<b>-</b>	<b>-</b>	<b>-</b>	<b>-</b>	<b>-</b>	<b>63,000</b>

Funding Schedule	Prior Approved Appropriations	FY2026 Budget	Capital Improvement Program					Total Project Cost
			FY2027	FY2028	FY2029	FY2030	FY2031	
Bonds	52,500	-	-	-	-	-	-	52,500
Pay-Go	-	-	-	-	-	-	-	-
Grants (Approvals)	-	-	-	-	-	-	-	-
Grants (Pending)	-	-	-	-	-	-	-	-
Other - Capital Reserve	10,500	-	-	-	-	-	-	10,500
<b>Total</b>	<b>63,000</b>	<b>-</b>	<b>-</b>	<b>-</b>	<b>-</b>	<b>-</b>	<b>-</b>	<b>63,000</b>

<b>Project Title</b> Griscom, Collison, & Weems Whelan Ballfields		<b>Project Number</b> 40075													
<b>Project Description:</b>  Funding is provided to begin research and planning for Griscom, Collison, and Weems Whelan Fields updates.															
<b>Financial Activity:</b>  <table border="1"> <thead> <tr> <th></th> <th><u>Expended</u></th> <th><u>Encumbered</u></th> <th><u>Total</u></th> </tr> </thead> <tbody> <tr> <td>January 31, 2024</td> <td>\$ -</td> <td>\$ -</td> <td>\$ -</td> </tr> <tr> <td>January 31, 2025</td> <td>\$ -</td> <td>\$ -</td> <td>\$ -</td> </tr> </tbody> </table>			<u>Expended</u>	<u>Encumbered</u>	<u>Total</u>	January 31, 2024	\$ -	\$ -	\$ -	January 31, 2025	\$ -	\$ -	\$ -	<b>Changes from Prior Year:</b>  <b>Status:</b> This project is in coordination with the Spa Road Remediation project.  <b>Funding:</b> An additional \$2.625 million is being requested for design, permitting, and construction of Weems Whelan field.  <b>Scope:</b> Design and construction of Weems Whelan ball field added.  <b>Timing:</b> Planning will begin in FY2026 after the completion of the Spa Road Property subdivision.	
	<u>Expended</u>	<u>Encumbered</u>	<u>Total</u>												
January 31, 2024	\$ -	\$ -	\$ -												
January 31, 2025	\$ -	\$ -	\$ -												
<b>Operational Impact:</b> Not available at the time of budget presentation. The Department is continuing to research.															
<b>Lead Department:</b> Recreation and Parks															
<b>Supporting Department:</b> Public Works															
<b>Non-City Funding Sources:</b> \$1M POS-Development															
<b>Land Use Plans:</b> None															

Expenditure Schedule	Prior Approved Appropriations	FY2026 Budget	Capital Improvement Program					Total Project Cost
			FY2027	FY2028	FY2029	FY2030	FY2031	
Land Acquisition	-	-	-	-	-	-	-	-
Planning	200,000	500,000	-	-	-	-	-	700,000
Design	-	300,000	-	-	-	-	-	300,000
Construction	-	1,700,000	-	-	-	-	-	1,700,000
City Overhead	10,000	125,000	-	-	-	-	-	135,000
Other	-	-	-	-	-	-	-	-
<b>Total</b>	<b>210,000</b>	<b>2,625,000</b>	<b>-</b>	<b>-</b>	<b>-</b>	<b>-</b>	<b>-</b>	<b>2,835,000</b>


Funding Schedule	Prior Approved Appropriations	FY2026 Budget	Capital Improvement Program					Total Project Cost
			FY2027	FY2028	FY2029	FY2030	FY2031	
Bonds	210,000	1,625,000	-	-	-	-	-	1,835,000
Pay-Go	-	-	-	-	-	-	-	-
Grants (Approved)	-	-	-	-	-	-	-	-
Grants (Pending)	-	-	-	-	-	-	-	-
POS-Development	-	1,000,000	-	-	-	-	-	1,000,000
Other - Capital Reserve	-	-	-	-	-	-	-	-
<b>Total</b>	<b>210,000</b>	<b>2,625,000</b>	<b>-</b>	<b>-</b>	<b>-</b>	<b>-</b>	<b>-</b>	<b>2,835,000</b>

<b>Project Title</b> Hawkins Cove Restoration		<b>Project Number</b> 40033	
<b>Project Description:</b> This project will fund the removal and replacement of a failing bulkhead with a living shoreline designed to allow water access while tying into a regenerative stream conveyance system. Specifically this will include the maintenance of rain gardens installed in 2018 by the Spa Creek Conservancy, pier repair, extension, or replacement as warranted by the shoreline design, and replacement of invasive vegetation on the landward side of the cove with native plants. Further improvements desired by the community such as seating and improvements to the existing trail system will be pursued in subsequent years through additional grants. Dredging of the channel in the cove to allow access to the pier for water taxis and other small watercraft may be pursued in the future.			
<b>Financial Activity:</b>		<b>Changes from Prior Year:</b>	
	<u>Expended</u> <u>Encumbered</u> <u>Total</u>	<b>Status:</b>	This project is in the design phase.
January 31, 2024	\$      6,855      \$      -      \$      6,855	<b>Funding:</b>	\$1,500,000 NOAA Grant, \$300,000 FEMA Grant, and \$75,000 DNR Engineering Dredging Grant were not awarded. An additional \$1,380,000 was requested in FY2026 for construction costs pending grant approval.
January 31, 2025	\$    83,432      \$    266,850      \$    350,282	<b>Scope:</b>	No change.
	Not available at the time of budget presentation.	<b>Timing:</b>	No change.
<b>Operational Impact:</b>	The Department is continuing to research.		
<b>Lead Department:</b> Public Works			
<b>Supporting Department:</b> None			
<b>Non-City Funding Sources:</b> Prior Approved: \$65,000 Chesapeake Bay Trust (CBT) Grant, \$65,000 Private Donation through CBT, \$500,000 National Fish & Wildlife Foundation (NFWF), Maryland Department of Emergency Management Grant, and pursuing FEMA Grant. Pending \$963,670 MD DNR Grants Gateway, \$365,000 DNR Greenspace Equity, \$685,000 EPA Community Change Grant, \$1,042,000 MD Whole Watershed Grant.			
<b>Land Use Plans:</b> Comprehensive Plan			

Capital Improvement Program								
Expenditure Schedule	Prior Approved Appropriations	FY2026 Budget	FY2027	FY2028	FY2029	FY2030	FY2031	Total Project Cost
Land Acquisition	-	-	-	-	-	-	-	-
Planning	14,250	-	-	-	-	-	-	14,250
Design	1,005,000	-	-	-	-	-	-	1,005,000
Construction	1,460,750	1,572,257	-	-	-	-	-	3,033,007
City Overhead	124,000	78,613	-	-	-	-	-	202,613
<b>Total</b>	<b>2,604,000</b>	<b>1,650,870</b>	-	-	-	-	-	<b>4,254,870</b>


Capital Improvement Program								
Funding Schedule	Prior Approved Appropriations	FY2026 Budget	FY2027	FY2028	FY2029	FY2030	FY2031	Total Project Cost
Bonds	-	250,000	-	-	-	-	-	250,000
Bonds - Watershed	75,000	-	-	-	-	-	-	75,000
Pay-Go	-	-	-	-	-	-	-	-
Grants (Pending)	1,775,000	1,280,670	-	-	-	-	-	3,055,670
Grants (Approved)	630,000	-	-	-	-	-	-	630,000
Other - Capital Reserve	124,000	120,200	-	-	-	-	-	244,200
<b>Total</b>	<b>2,604,000</b>	<b>1,650,870</b>	-	-	-	-	-	<b>4,254,870</b>



<b>Project Title</b> Hilltop Lane Hiker/Biker Connection		<b>Project Number</b> 40076													
<b>Project Description:</b> The Hilltop Lane Hiker/Biker Connection will create a hiker biker trail from Bay Ridge Avenue and connect to Boxwood within the existing right of way. This path will allow safe pedestrian and bike use down the Hilltop Lane corridor by creating a separate elevated asphalt path. The installation of street trees will also be evaluated.															
<b>Financial Activity:</b>		<b>Changes from Prior Year:</b>													
<table border="1"> <thead> <tr> <th></th> <th><u>Expended</u></th> <th><u>Encumbered</u></th> <th><u>Total</u></th> </tr> </thead> <tbody> <tr> <td>January 31, 2024</td> <td>\$ -</td> <td>\$ -</td> <td>\$ -</td> </tr> <tr> <td>January 31, 2025</td> <td>\$ 2,580</td> <td>\$ 7,420</td> <td>\$ 10,000</td> </tr> </tbody> </table>			<u>Expended</u>	<u>Encumbered</u>	<u>Total</u>	January 31, 2024	\$ -	\$ -	\$ -	January 31, 2025	\$ 2,580	\$ 7,420	\$ 10,000	<b>Status:</b> The project is in the planning phase. <b>Funding:</b> No change. <b>Scope:</b> No change. <b>Timing:</b> The design phase is anticipated to begin in FY2026	
	<u>Expended</u>	<u>Encumbered</u>	<u>Total</u>												
January 31, 2024	\$ -	\$ -	\$ -												
January 31, 2025	\$ 2,580	\$ 7,420	\$ 10,000												
<b>Operational Impact:</b> Not available at the time of budget presentation. The Department is continuing to research.															
<b>Lead Department:</b> Public Works															
<b>Supporting Department:</b> None															
<b>Non-City Funding Sources:</b> Pursuing Grants.															
<b>Land Use Plans:</b> None															


Expenditure Schedule	Prior Approved Appropriations	FY2026 Budget	Capital Improvement Program					Total Project Cost
			FY2027	FY2028	FY2029	FY2030	FY2031	
Land Acquisition	-	-	-	-	-	-	-	-
Planning	-	-	-	-	-	-	-	-
Design	100,000	-	-	-	-	-	-	100,000
Construction	100,000	500,000	-	-	-	-	-	600,000
City Overhead	27,640	42,640	8,820	-	-	-	-	79,100
Other	-	-	-	-	-	-	-	-
<b>Total</b>	<b>227,640</b>	<b>542,640</b>	<b>8,820</b>	<b>-</b>	<b>-</b>	<b>-</b>	<b>-</b>	<b>779,100</b>

Funding Schedule	Prior Approved Appropriations	FY2026 Budget	Capital Improvement Program					Total Project Cost
			FY2027	FY2028	FY2029	FY2030	FY2031	
Bonds	227,640	542,640	8,820	-	-	-	-	779,100
Pay-Go	-	-	-	-	-	-	-	-
Grants (Approved)	-	-	-	-	-	-	-	-
Grants (Pending)	-	-	-	-	-	-	-	-
Other	-	-	-	-	-	-	-	-
<b>Total</b>	<b>227,640</b>	<b>542,640</b>	<b>8,820</b>	<b>-</b>	<b>-</b>	<b>-</b>	<b>-</b>	<b>779,100</b>

<b>Project Title</b> Main Street Rebricking		<b>Project Number</b> 40011	
<b>Project Description:</b> Deterioration of the Main Street base and sub-base has resulted in severe settlement of both the travel lane and the crosswalks. The existing roadway is showing signs of accelerated deterioration and removal of fine aggregate from the sub-base during rain events. This project will remove and replace the brick surface and base courses to return the roadway to a smooth and uniform surface. It may include modification of the curb line and sidewalks. Changes in regulations will require some redesign of this project. The City Council has modified this project description to require that the City Administration take any proposed modification to the existing curb line or sidewalk to the Historic Preservation Commission for its review and to require the City Council's approval of the design before moving ahead with construction.			
<b>Financial Activity:</b>		<b>Changes from Prior Year:</b>	
	<u>Expended</u> <u>Encumbered</u> <u>Total</u>	<b>Status:</b>	The project is delayed until the completion of City Dock
January 31, 2024	\$ -      \$ -      \$ -	<b>Funding:</b>	No change.
January 31, 2025	\$ -      \$ -      \$ -	<b>Scope:</b>	No change.
<b>Operational Impact:</b>	Indeterminate	<b>Timing:</b>	The project is delayed until the completion of City Dock
<b>Lead Department:</b> Public Works			
<b>Supporting Department:</b> None			
<b>Non-City Funding Sources:</b> None			
<b>Land Use Plans:</b> Comprehensive Plan, Stewardship Goals, and Infrastructure Goals			


Expenditure Schedule	Prior Approved Appropriations	FY2026 Budget	Capital Improvement Program					Total Project Cost
			FY2027	FY2028	FY2029	FY2030	FY2031	
Land Acquisition	-	-	-	-	-	-	-	-
Planning	-	-	-	-	-	-	-	-
Design	-	-	600,000	-	-	-	-	600,000
Construction	-	-	-	1,150,000	1,150,000	-	-	2,300,000
City Overhead	-	-	30,000	57,500	57,500	-	-	145,000
Other	-	-	-	-	-	-	-	-
<b>Total</b>	-	-	630,000	1,207,500	1,207,500	-	-	3,045,000

Funding Schedule	Prior Approved Appropriations	FY2026 Budget	Capital Improvement Program					Total Project Cost
			FY2027	FY2028	FY2029	FY2030	FY2031	
Bonds	-	-	630,000	1,207,500	1,207,500	-	-	3,045,000
Pay-Go	-	-	-	-	-	-	-	-
Grants (Approved)	-	-	-	-	-	-	-	-
Grants (Pending)	-	-	-	-	-	-	-	-
Other - Capital Reserve	-	-	-	-	-	-	-	-
<b>Total</b>	-	-	630,000	1,207,500	1,207,500	-	-	3,045,000

<b>Project Title</b> Maintenance Facilities		<b>Project Number</b> 20004	
<b>Project Description:</b> This project replaces the Public Works facilities located at 932/935/937 Spa Road with a new Public Works Maintenance Facility at 39 Hudson Street. The new facility will house the maintenance and operations functions for the Department of Public Works, including facilities, streets, vehicles, water distribution, sewer collection, and stormwater facilities. The project also includes a new salt barn.			
<b>Financial Activity:</b>		<b>Changes from Prior Year:</b>	
	<u>Expended</u> <u>Encumbered</u> <u>Total</u>	<b>Status:</b>	This project is complete.
January 31, 2024	\$ 13,444,388    \$ 2,319,286    \$ 15,763,674	<b>Funding:</b>	\$6,530 was removed from the project in FY2026 to match actual costs incurred.
January 31, 2025	\$ 16,955,327    \$ 9,724    \$ 16,965,051	<b>Scope:</b>	No change.
<b>Operational Impact:</b>	Indeterminate -many separate projects.	<b>Timing:</b>	This project is complete.
<b>Lead Department:</b> Public Works			
<b>Supporting Department:</b> None			
<b>Non-City Funding Sources:</b> None			
<b>Land Use Plans:</b> Comprehensive Plan, Stewardship Goals, and Infrastructure Goals			


Expenditure Schedule	Capital Improvement Program							Total Project Cost
	Prior Approved Appropriations	FY2026 Budget	FY2027	FY2028	FY2029	FY2030	FY2031	
Land Acquisition	2,213,311	-	-	-	-	-	-	2,213,311
Planning	-	-	-	-	-	-	-	-
Design	250,000	-	-	-	-	-	-	250,000
Construction	13,611,453	(6,530)	-	-	-	-	-	13,604,923
City Overhead	922,093	-	-	-	-	-	-	922,093
Other	-	-	-	-	-	-	-	-
<b>Total</b>	16,996,857	(6,530)	-	-	-	-	-	16,990,327

Funding Schedule	Capital Improvement Program							Total Project Cost
	Prior Approved Appropriations	FY2026 Budget	FY2027	FY2028	FY2029	FY2030	FY2031	
Bonds - General Fund	13,026,357	-	-	-	-	-	-	13,026,357
Bonds - Refuse Fund	491,500	-	-	-	-	-	-	491,500
Bonds - Sewer Fund	909,500	-	-	-	-	-	-	909,500
Bonds - Water Fund	2,237,000	-	-	-	-	-	-	2,237,000
Bonds - Watershed Fund	282,500	-	-	-	-	-	-	282,500
Pay-Go	50,000	(6,530)	-	-	-	-	-	43,470
<b>Total</b>	16,996,857	(6,530)	-	-	-	-	-	16,990,327

<b>Project Title</b> Maynard Burgess House		<b>Project Number</b> 20002	
<b>Project Description:</b>  The Maynard Burgess House has undergone several phases of work. This final phase of construction will address the first floor interior finishes, walls, floors, ceilings, and trim and complete security, fire detection and suppression systems, as well as the installation of exhibits. This project will include archeological recordation, offsite storage artifacts, and a more delicate means of construction to preserve the historical integrity of the building. The property is protected (interior, exterior, grounds) by a perpetual historic preservation easement held by the Maryland Historical Trust; therefore, all work must be consistent with the Secretary of the Interior's Standards for Rehabilitation. The exterior work and ground disturbance is also subject to review and approval of the Annapolis Historic Preservation Commission.			
<b>Financial Activity:</b>		<b>Changes from Prior Year:</b>	
	<u>Expended</u>	<u>Encumbered</u>	<u>Total</u>
January 31, 2024	\$ 1,264,965	\$ -	\$ 1,264,965
January 31, 2025	\$ 1,309,825	\$ 15,680	\$ 1,325,505
<b>Operational Impact:</b>	Total annual maintenance cost is \$13,000.		
		<b>Status:</b>	This project is complete.
		<b>Funding:</b>	The City did not receive a grant from African American Preservation. An additional \$35,516 is requested in FY2026 to cover the deficit.
		<b>Scope:</b>	No change.
		<b>Timing:</b>	This project is complete.
<b>Lead Department:</b> Central Services			
<b>Supporting Department:</b> None			
<b>Non-City Funding Sources:</b> Grant Funds - Maryland Historic Trust (MHT): \$100,000 received from MHT in 2016 and 2019.			
<b>Land Use Plans:</b> Stewardship Goals			


Expenditure Schedule	Prior Approved Appropriations	FY2026 Budget	Capital Improvement Program					Total Project Cost
			FY2027	FY2028	FY2029	FY2030	FY2031	
Land Acquisition	-	-	-	-	-	-	-	-
Planning	-	-	-	-	-	-	-	-
Design	175,589	-	-	-	-	-	-	175,589
Construction	1,121,862	(64,400)	-	-	-	-	-	1,057,462
City Overhead	56,515	-	-	-	-	-	-	56,515
Other	20,343	-	-	-	-	-	-	20,343
<b>Total</b>	<b>1,374,309</b>	<b>(64,400)</b>	-	-	-	-	-	<b>1,309,909</b>

Funding Schedule	Prior Approved Appropriations	FY2026 Budget	Capital Improvement Program					Total Project Cost
			FY2027	FY2028	FY2029	FY2030	FY2031	
Bonds	330,309	-	-	-	-	-	-	330,309
Pay-Go	-	-	-	-	-	-	-	-
Grants (Approved)	300,000	(100,000)	-	-	-	-	-	200,000
Grants (Pending)	-	-	-	-	-	-	-	-
Other - Capital Reserve	744,000	35,600	-	-	-	-	-	779,600
<b>Total</b>	<b>1,374,309</b>	<b>(64,400)</b>	-	-	-	-	-	<b>1,309,909</b>

<b>Project Title</b> Moyer Park Sidewalk Enhancements		<b>Project Number</b> 40045	
<b>Project Description:</b> This project provides for improved sidewalks on the west side of Edgewood Road/Bembe Beach Road along the frontage of Annapolis Maritime Museum Moyer Park campus. The existing oyster shell paths will be replaced with a smooth surface, solar powered lights, and contiguous sidewalk through/near the north parking lot, which will add address ADA requirements. Initial phase of project is evaluating existing conditions and design work to refine cost estimate for construction. Project will comply with Critical Area requirements and locations for required stormwater management will be evaluated to ensure success of the project.			
<b>Financial Activity:</b>		<b>Changes from Prior Year:</b>	
	<u>Expended</u>	<u>Encumbered</u>	<u>Total</u>
January 31, 2024	\$ -	\$ -	\$ -
January 31, 2025	\$ 7,000	\$ -	\$ 7,000
<b>Operational Impact:</b>	Maintenance cost negligible, as needed for repair.		
		<b>Status:</b>	The project is in the design phase.
		<b>Funding:</b>	No change.
		<b>Scope:</b>	No change.
		<b>Timing:</b>	Construction is anticipated to begin in FY2026.
<b>Lead Department:</b> Public Works			
<b>Supporting Department:</b> None			
<b>Non-City Funding Sources:</b> None			
<b>Land Use Plans:</b> None			


Expenditure Schedule	Prior Approved Appropriations	FY2026 Budget	Capital Improvement Program					Total Project Cost
			FY2027	FY2028	FY2029	FY2030	FY2031	
Land Acquisition	50,000	-	-	-	-	-	-	50,000
Planning	5,000	-	-	-	-	-	-	5,000
Design	80,000	-	-	-	-	-	-	80,000
Construction	330,000	-	-	-	-	-	-	330,000
City Overhead	34,968	11,718	5,859	-	-	-	-	52,545
Other	-	-	-	-	-	-	-	-
<b>Total</b>	<b>499,968</b>	<b>11,718</b>	<b>5,859</b>	<b>-</b>	<b>-</b>	<b>-</b>	<b>-</b>	<b>517,545</b>

Funding Schedule	Prior Approved Appropriations	FY2026 Budget	Capital Improvement Program					Total Project Cost
			FY2027	FY2028	FY2029	FY2030	FY2031	
Bonds	499,968	11,718	5,859	-	-	-	-	517,545
Pay-Go	-	-	-	-	-	-	-	-
Grants (Approved)	-	-	-	-	-	-	-	-
Grants (Pending)	-	-	-	-	-	-	-	-
Other - Capital Reserve	-	-	-	-	-	-	-	-
<b>Total</b>	<b>499,968</b>	<b>11,718</b>	<b>5,859</b>	<b>-</b>	<b>-</b>	<b>-</b>	<b>-</b>	<b>517,545</b>

<b>Project Title</b> Newman Street Playground Replacement		<b>Project Number</b> 40077													
<b>Project Description:</b>  The existing playground equipment and basketball court at Newman Street is beyond its useful life and will be demolished. To better fit the new downtown landscape with the new City Dock and to better serve residents and visitors, we envision planning for a new imagination destination playground that is universally accessible. In order to get the space needed for such a playground, we will expand the playground onto the area where the basketball court is currently. This playground will also include pour in place instead of fibar/mulch as that is not as accessible for wheelchairs.															
<b>Financial Activity:</b>  <table border="1"> <thead> <tr> <th></th> <th><u>Expended</u></th> <th><u>Encumbered</u></th> <th><u>Total</u></th> </tr> </thead> <tbody> <tr> <td>January 31, 2024</td> <td>\$ -</td> <td>\$ -</td> <td>\$ -</td> </tr> <tr> <td>January 31, 2025</td> <td>\$ -</td> <td>\$ 4,750</td> <td>\$ -</td> </tr> </tbody> </table>			<u>Expended</u>	<u>Encumbered</u>	<u>Total</u>	January 31, 2024	\$ -	\$ -	\$ -	January 31, 2025	\$ -	\$ 4,750	\$ -	<b>Changes from Prior Year:</b>  <b>Status:</b> This project is in the design phase.  <b>Funding:</b> No change.  <b>Scope:</b> No change.  <b>Timing:</b> Construction is anticipated to begin in FY2027.	
	<u>Expended</u>	<u>Encumbered</u>	<u>Total</u>												
January 31, 2024	\$ -	\$ -	\$ -												
January 31, 2025	\$ -	\$ 4,750	\$ -												
<b>Operational Impact:</b> Not available at the time of budget presentation. The Department is continuing to research.															
<b>Lead Department:</b> Recreation and Parks															
<b>Supporting Department:</b> None															
<b>Non-City Funding Sources:</b> Pursuing Grants.															
<b>Land Use Plans:</b> Comprehensive Plan and Quality of Life Goals.															


Expenditure Schedule	Prior Approved Appropriations	FY2026 Budget	Capital Improvement Program					Total Project Cost
			FY2027	FY2028	FY2029	FY2030	FY2031	
Land Acquisition	-	-	-	-	-	-	-	-
Planning	-	-	-	-	-	-	-	-
Design	100,000	-	-	-	-	-	-	100,000
Construction	600,000	-	-	-	-	-	-	600,000
City Overhead	35,000	-	-	-	-	-	-	35,000
Other	-	-	-	-	-	-	-	-
<b>Total</b>	<b>735,000</b>	<b>-</b>	<b>-</b>	<b>-</b>	<b>-</b>	<b>-</b>	<b>-</b>	<b>735,000</b>

Funding Schedule	Prior Approved Appropriations	FY2026 Budget	Capital Improvement Program					Total Project Cost
			FY2027	FY2028	FY2029	FY2030	FY2031	
Bonds	735,000	-	-	-	-	-	-	735,000
Pay-Go	-	-	-	-	-	-	-	-
Grants (Approved)	-	-	-	-	-	-	-	-
Grants (Pending)	-	-	-	-	-	-	-	-
Other - Capital Reserve	-	-	-	-	-	-	-	-
<b>Total</b>	<b>735,000</b>	<b>-</b>	<b>-</b>	<b>-</b>	<b>-</b>	<b>-</b>	<b>-</b>	<b>735,000</b>

<b>Project Title</b> Northwest Street Park		<b>Project Number</b> NEW	
<b>Project Description:</b> This is an improvement project to a street-end park on College Creek and in an area that currently has very limited public water access. Northwest Street Park is today a very basic park with a modest sitting area and overlook of the creek that suffers from overgrowth. The concept design for park improvements was completed in FY25 with substantial community involvement and envisions a park which creates new paddle access to the creek, enhances tree canopy, improves stormwater management and erosion control through nature-based practices, expands accessibility, and adds new amenity features to make the park more inviting and useable by more people. An expanded phase of the park improvements also includes an expansion of the park to create a greenway along Northwest Street.			
<b>Financial Activity:</b>		<b>Changes from Prior Year:</b>	
	<u>Expended</u> <u>Encumbered</u> <u>Total</u>	<b>Status:</b>	N/A
January 31, 2024	\$    -    \$    -    \$    -	<b>Funding:</b>	N/A
January 31, 2025	\$    -    \$    -    \$    -	<b>Scope:</b>	N/A
<b>Operational Impact:</b>	Not available at the time of budget presentation. The Department is continuing to research.	<b>Timing:</b>	N/A
<b>Lead Department:</b> Planning and Zoning			
<b>Supporting Department:</b> Public Works			
<b>Non-City Funding Sources:</b> \$100,000 State Appropriation (FY25)			
<b>Land Use Plans:</b> Comprehensive Plan; Public Water Access Plan (Not Adopted Yet)			

Expenditure Schedule	Capital Improvement Program							Total Project Cost
	Prior Approved Appropriations	FY2026 Budget	FY2027	FY2028	FY2029	FY2030	FY2031	
Land Acquisition	-	-	-	-	-	-	-	-
Planning	-	-	-	-	-	-	-	-
Design	50,000	125,000	-	-	-	-	-	175,000
Construction	50,000	-	1,000,000	-	-	-	-	1,050,000
City Overhead	5,000	6,250	50,000	-	-	-	-	61,250
Other	-	-	-	-	-	-	-	-
<b>Total</b>	<b>105,000</b>	<b>131,250</b>	<b>1,050,000</b>	<b>-</b>	<b>-</b>	<b>-</b>	<b>-</b>	<b>1,286,250</b>


Funding Schedule	Capital Improvement Program							Total Project Cost
	Prior Approved Appropriations	FY2026 Budget	FY2027	FY2028	FY2029	FY2030	FY2031	
Bonds	5,000	131,250	1,050,000	-	-	-	-	1,186,250
Pay-Go	-	-	-	-	-	-	-	-
Grants (Approved)	100,000	-	-	-	-	-	-	100,000
Grants (Pending)	-	-	-	-	-	-	-	-
Other - Capital Reserve	-	-	-	-	-	-	-	-
<b>Total</b>	<b>105,000</b>	<b>131,250</b>	<b>1,050,000</b>	<b>-</b>	<b>-</b>	<b>-</b>	<b>-</b>	<b>1,286,250</b>

<b>Project Title</b> Parks Maintenance Facility		<b>Project Number</b> 40058	
<b>Project Description:</b> A storage facility, offices, and garage for the Parks division of the Department of Recreation & Parks will be constructed. Facility will include insulated storage for vehicles, materials, and equipment. A new Parks division office will be constructed to replace the current office trailer and allow for improvements to the adjacent parking area.			
<b>Financial Activity:</b>		<b>Changes from Prior Year:</b>	
	<u>Expended</u>	<u>Encumbered</u>	<u>Total</u>
January 31, 2024	\$ -	\$ -	\$ -
January 31, 2025	\$ -	\$ -	\$ -
<b>Operational Impact:</b> Indeterminate		<b>Status:</b> This project is in the planning phase.	
		<b>Funding:</b> Removed \$761,250 from the total cost of the project due to cost estimates.	
		<b>Scope:</b> No change.	
		<b>Timing:</b> Construction is anticipated to begin in FY2026.	
<b>Lead Department:</b> Recreation and Parks			
<b>Supporting Department:</b> Central Services			
<b>Non-City Funding Sources:</b> None			
<b>Land Use Plans:</b> None			

		Capital Improvement Program						
<b>Expenditure Schedule</b>	Prior Approved Appropriations	FY2026 Budget	FY2027	FY2028	FY2029	FY2030	FY2031	Total Project Cost
Land Acquisition	-	-	-	-	-	-	-	-
Planning	10,000	-	-	-	-	-	-	10,000
Design	100,000	-	-	-	-	-	-	100,000
Construction	1,000,000	1,275,000	-	-	-	-	-	2,275,000
City Overhead	55,500	63,750	-	-	-	-	-	119,250
Other	-	-	-	-	-	-	-	-
<b>Total</b>	<b>1,165,500</b>	<b>1,338,750</b>	-	-	-	-	-	<b>2,504,250</b>


		Capital Improvement Program						
<b>Funding Schedule</b>	Prior Approved Appropriations	FY2026 Budget	FY2027	FY2028	FY2029	FY2030	FY2031	Total Project Cost
Bonds	1,165,500	1,338,750	-	-	-	-	-	2,504,250
Pay-Go	-	-	-	-	-	-	-	-
Grants (Approved)	-	-	-	-	-	-	-	-
Grants (Pending)	-	-	-	-	-	-	-	-
Other - Capital Reserve	-	-	-	-	-	-	-	-
<b>Total</b>	<b>1,165,500</b>	<b>1,338,750</b>	-	-	-	-	-	<b>2,504,250</b>



<b>Project Title</b> Pedestrian Activated Crosswalk on Bembe Beach Road at Baywoods		<b>Project Number</b> 40078	
<b>Project Description:</b> With concurrence from the Federal Highway Administration, a pedestrian activated rectangular rapid flashing beacon will be installed at an existing crosswalk on Edgewood Road near the intersection with Bembe Beach Road.			
<b>Financial Activity:</b>		<b>Changes from Prior Year:</b>	
	<u>Expended</u> <u>Encumbered</u> <u>Total</u>	<b>Status:</b>	This project is in the planning phase. The design phase is anticipated to begin in FY2026.
January 31, 2024	\$       -      \$       -      \$       -	<b>Funding:</b>	No change.
January 31, 2025	\$       -      \$       -      \$       -	<b>Scope:</b>	No change.
<b>Operational Impact:</b>	Total annual maintenance and electricity costs are \$400.	<b>Timing:</b>	The project has been delayed so that the City can do an analysis of the area to determine if additional traffic calming measures are necessary.
<b>Lead Department:</b> Public Works			
<b>Supporting Document:</b> None			
<b>Non-City Funding Sources:</b> None			
<b>Land Use Plans:</b> None			


Expenditure Schedule	Capital Improvement Program							Total Project Cost
	Prior Approved Appropriations	FY2026 Budget	FY2027	FY2028	FY2029	FY2030	FY2031	
Land Acquisition	-	-	-	-	-	-	-	-
Planning	6,500	-	-	-	-	-	-	6,500
Design	7,500	-	-	-	-	-	-	7,500
Construction	75,000	-	-	-	-	-	-	75,000
City Overhead	4,250	-	-	-	-	-	-	4,250
Other	-	-	-	-	-	-	-	-
<b>Total</b>	<b>93,250</b>	<b>-</b>	<b>-</b>	<b>-</b>	<b>-</b>	<b>-</b>	<b>-</b>	<b>93,250</b>

Funding Schedule	Capital Improvement Program							Total Project Cost
	Prior Approved Appropriations	FY2026 Budget	FY2027	FY2028	FY2029	FY2030	FY2031	
Bonds	93,250	-	-	-	-	-	-	93,250
Pay-Go	-	-	-	-	-	-	-	-
Grants (Approved)	-	-	-	-	-	-	-	-
Grants (Pending)	-	-	-	-	-	-	-	-
Other - Capital Reserve	-	-	-	-	-	-	-	-
<b>Total</b>	<b>93,250</b>	<b>-</b>	<b>-</b>	<b>-</b>	<b>-</b>	<b>-</b>	<b>-</b>	<b>93,250</b>

<b>Project Title</b> Pedestrian Activated Crosswalk Signals on Cedar Park Road		<b>Project Number</b> 40064	
<b>Project Description:</b> With concurrence from the Federal Highway Administration, a pedestrian activated rectangular rapid flashing beacon will be installed on Cedar Park Road at the intersection of Windell Avenue at the new crosswalk location (east side of the intersection). A pedestrian refuge island will also be constructed at the new crosswalk location to enhance pedestrian safety and provide a traffic calming effect, but will require the removal of the left turn lane. The flashing "school zone" sign in front of the Phoenix Center may be relocated to avoid overuse of flashing signs.			
<b>Financial Activity:</b>		<b>Changes from Prior Year:</b>	
	<u>Expended</u>	<u>Encumbered</u>	<u>Total</u>
January 31, 2024	\$ -	\$ -	\$ -
January 31, 2025	\$ 10,054	\$ 48,633	\$ 58,687
<b>Operational Impact:</b>	Total annual maintenance and electricity costs are \$1,500.		
		<b>Status:</b> The pedestrian island has been constructed. Review of the Right-of-Way and community engagement for Rectangular Rapid Flashing Beacon (RRFB) installation is pending.	
		<b>Funding:</b> No change.	
		<b>Scope:</b> No change.	
		<b>Timing:</b> Project has been delayed due to Right-of-Way review and community engagement.	
<b>Lead Department:</b> Public Works			
<b>Supporting Department:</b> None			
<b>Non-City Funding Sources:</b> None			
<b>Land Use Plans:</b> None			

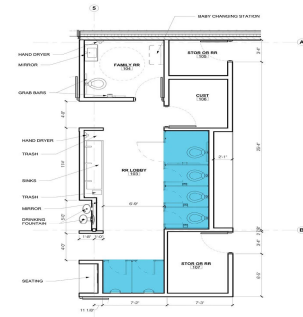
Expenditure Schedule	Prior Approved Appropriations	FY2026 Budget	Capital Improvement Program					Total Project Cost
			FY2027	FY2028	FY2029	FY2030	FY2031	
Land Acquisition	-	-	-	-	-	-	-	-
Planning	6,500	-	-	-	-	-	-	6,500
Design	7,500	-	-	-	-	-	-	7,500
Construction	75,000	-	-	-	-	-	-	75,000
City Overhead	6,488	2,238	1,119	-	-	-	-	9,845
Other	-	-	-	-	-	-	-	-
<b>Total</b>	<b>95,488</b>	<b>2,238</b>	<b>1,119</b>	<b>-</b>	<b>-</b>	<b>-</b>	<b>-</b>	<b>98,845</b>

Funding Schedule	Prior Approved Appropriations	FY2026 Budget	Capital Improvement Program					Total Project Cost
			FY2027	FY2028	FY2029	FY2030	FY2031	
Bonds	95,488	2,238	1,119	-	-	-	-	98,845
Pay-Go	-	-	-	-	-	-	-	-
Grants (Approved)	-	-	-	-	-	-	-	-
Grants (Pending)	-	-	-	-	-	-	-	-
Other - Capital Reserve	-	-	-	-	-	-	-	-
<b>Total</b>	<b>95,488</b>	<b>2,238</b>	<b>1,119</b>	<b>-</b>	<b>-</b>	<b>-</b>	<b>-</b>	<b>98,845</b>

<b>Project Title</b> Pickleball Court Lights		<b>Project Number</b> 40046	
<b>Project Description:</b> This project provides lighting for the pickleball courts at Truxtun Park.			
<b>Financial Activity:</b>		<b>Changes from Prior Year:</b>	
	<u>Expended</u>	<u>Encumbered</u>	<u>Total</u>
January 31, 2024	\$ -	\$ -	\$ -
January 31, 2025	\$ -	\$ -	\$ -
<b>Operational Impact</b>	Total annual maintenance and electricity costs are \$1,500.		
		<b>Status:</b>	A contract was executed in January 2025.
		<b>Funding:</b>	No change.
		<b>Scope:</b>	No change.
		<b>Timing:</b>	Construction is anticipated to begin in FY2026.
<b>Lead Department:</b> Public Works			
<b>Supporting Department:</b> None			
<b>Non-City Funding Sources:</b> \$200,000 Local Parks and Playground Infrastructure (LPPI) State Grant			
<b>Land Use Plans:</b> None			


Expenditure Schedule	Prior Approved Appropriations	FY2026 Budget	Capital Improvement Program					Total Project Cost
			FY2027	FY2028	FY2029	FY2030	FY2031	
Land Acquisition	-	-	-	-	-	-	-	-
Planning	-	-	-	-	-	-	-	-
Design	-	-	-	-	-	-	-	-
Construction	363,000	-	-	-	-	-	-	363,000
City Overhead	18,150	-	-	-	-	-	-	18,150
Other	-	-	-	-	-	-	-	-
<b>Total</b>	<b>381,150</b>	<b>-</b>	<b>-</b>	<b>-</b>	<b>-</b>	<b>-</b>	<b>-</b>	<b>381,150</b>

Funding Schedule	Prior Approved Appropriations	FY2026 Budget	Capital Improvement Program					Total Project Cost
			FY2027	FY2028	FY2029	FY2030	FY2031	
Bonds	163,000	-	-	-	-	-	-	163,000
Pay-Go	-	-	-	-	-	-	-	-
Grants (Approved)	200,000	-	-	-	-	-	-	200,000
Grants (Pending)	-	-	-	-	-	-	-	-
Other - Capital Reserve	18,150	-	-	-	-	-	-	18,150
<b>Total</b>	<b>381,150</b>	<b>-</b>	<b>-</b>	<b>-</b>	<b>-</b>	<b>-</b>	<b>-</b>	<b>381,150</b>

<b>Project Title</b> Pip Moyer Restroom Upgrade		<b>Project Number</b> NEW	
<b>Project Description:</b> This project will renovate and convert the existing exterior and interior restrooms into gender-neutral single private stall restrooms.			
<b>Financial Activity:</b>		<b>Changes from Prior Year:</b>	
	<u>Expended</u>	<u>Encumbered</u>	<u>Total</u>
January 31, 2024	\$ -	\$ -	\$ -
January 31, 2025	\$ -	\$ -	\$ -
<b>Operational Impact:</b>	Not available at the time of budget presentation. The Department is continuing to research.		
		<b>Status:</b>	N/A
		<b>Funding:</b>	N/A
		<b>Scope:</b>	N/A
		<b>Timing:</b>	N/A
<b>Lead Department:</b> Recreation and Parks			
<b>Supporting Department:</b> None			
<b>Non-City Funding Sources:</b>			
<b>Land Use Plans:</b> None			


Expenditure Schedule	Capital Improvement Program							Total Project Cost
	Prior Approved Appropriations	FY2026 Budget	FY2027	FY2028	FY2029	FY2030	FY2031	
Land Acquisition	-	-	-	-	-	-	-	-
Planning	-	-	-	-	-	-	-	-
Design	-	25,000	-	-	-	-	-	25,000
Construction	-	250,000	-	-	-	-	-	250,000
City Overhead	-	13,750	-	-	-	-	-	13,750
Other	-	-	-	-	-	-	-	-
<b>Total</b>	-	288,750	-	-	-	-	-	288,750

Funding Schedule	Capital Improvement Program							Total Project Cost
	Prior Approved Appropriations	FY2026 Budget	FY2027	FY2028	FY2029	FY2030	FY2031	
Bonds	-	288,750	-	-	-	-	-	288,750
Pay-Go	-	-	-	-	-	-	-	-
Grants (Approved)	-	-	-	-	-	-	-	-
Grants (Pending)	-	-	-	-	-	-	-	-
Other - Capital Reserve	-	-	-	-	-	-	-	-
<b>Total</b>	-	288,750	-	-	-	-	-	288,750

<b>Project Title</b> Public Mooring Replacement		<b>Project Number</b> 40079	
<b>Project Description:</b>  This project will cover the cost of labor and supplies to replace the buoys, chai, and associated tackle on 52 transient moorings in City Dock. The moorings include: Front 40' mooring field, Wells Cove mooring field, Truxtun Park mooring field, and 4th of July Fireworks buoy. This maintenance is required every 4 years to ensure the integrity of the mooring balls and the safety of our customer's vessels who utilize them.			
<b>Financial Activity:</b>		<b>Changes from Prior Year:</b>	
	<u>Expended</u>	<u>Encumbered</u>	<u>Total</u>
January 31, 2024	\$ -	\$ -	\$ -
January 31, 2025	\$ -	\$ -	\$ -
<b>Operational Impact:</b>	Not available at the time of budget presentation. The Department is continuing to research.		
	<b>Status:</b>	Project is on schedule.	
	<b>Funding:</b>	No change.	
	<b>Scope:</b>	No change.	
	<b>Timing:</b>	Replacement will begin in FY2026.	
<b>Lead Department:</b> Recreation and Parks			
<b>Supporting Department:</b> None			
<b>Non-City Funding Sources:</b> Seeking grant funding.			
<b>Land Use Plans:</b> None			


Capital Improvement Program								
Expenditure Schedule	Prior Approved Appropriations	FY2026 Budget	FY2027	FY2028	FY2029	FY2030	FY2031	Total Project Cost
Land Acquisition	-	-	-	-	-	-	-	-
Planning	-	-	-	-	-	-	-	-
Design	-	-	-	-	-	-	-	-
Construction	-	95,000	50,000	50,000	50,000	50,000	50,000	345,000
City Overhead	-	4,750	2,500	2,500	2,500	2,500	2,500	17,250
Other	-	-	-	-	-	-	-	-
<b>Total</b>	-	99,750	52,500	52,500	52,500	52,500	52,500	362,250

Capital Improvement Program								
Funding Schedule	Prior Approved Appropriations	FY2026 Budget	FY2027	FY2028	FY2029	FY2030	FY2031	Total Project Cost
Bonds	-	-	-	-	-	-	-	-
Bonds - Watershed	-	-	-	-	-	-	-	-
Pay-Go	-	-	-	-	-	-	-	-
Grants (Approved)	-	-	-	-	-	-	-	-
Grants (Pending)	-	-	-	-	-	-	-	-
Other - Capital Reserve	-	99,750	52,500	52,500	52,500	52,500	52,500	362,250
<b>Total</b>	-	99,750	52,500	52,500	52,500	52,500	52,500	362,250

<b>Project Title</b> Robert Eades Park		<b>Project Number</b> 40034	
<b>Project Description:</b> An existing waterfront park on College Creek, formerly known as College Creek Park, has been renamed as Robert Eades Park. The existing park is proposed to be demolished and a new park constructed, including site preparation and grading, hardscape, upland planting, shoreline planting and stabilization, site furnishings, lighting, and signage that will include a memorial, wayfinding sign, and interpretation. Phase I of the project (which is fully funded) focuses on improvements within the existing site.			
<b>Financial Activity:</b>		<b>Changes from Prior Year:</b>	
	<u>Expended</u>	<u>Encumbered</u>	<u>Total</u>
January 31, 2024	\$ 70,777	\$ -	\$ 70,777
January 31, 2025	\$ 100,005	\$ 38,265	\$ 138,270
<b>Operational Impact:</b>	Not available at the time of budget presentation. The Department is continuing to research.		
	<b>Status:</b>	The design phase has been completed. A contract award for the construction phase is expected to be made in FY2025.	
	<b>Funding:</b>	The \$1.495M grant from NOAA was not awarded.	
	<b>Scope:</b>	Phase II of this project which would have expanded the project limits was removed due to lack of funding.	
	<b>Timing:</b>	Construction is anticipated to be completed in FY2026.	
<b>Lead Department:</b> Public Works			
<b>Supporting Department:</b> None			
<b>Non-City Funding Sources:</b> Grants include \$200,000 direct allocation from MD Department of General Services, \$200,000 Community Legacy Grant from MD Department of Housing Community Development.			
<b>Land Use Plans:</b> None			


Expenditure Schedule	Prior Approved Appropriations	FY2026 Budget	Capital Improvement Program					Total Project Cost
			FY2027	FY2028	FY2029	FY2030	FY2031	
Land Acquisition	-	-	-	-	-	-	-	-
Planning	-	-	-	-	-	-	-	-
Design	135,200	-	-	-	-	-	-	135,200
Construction	1,936,200	(1,495,000)	-	-	-	-	-	441,200
City Overhead	103,650	-	-	-	-	-	-	103,650
<b>Total</b>	<b>2,175,050</b>	<b>(1,495,000)</b>	<b>-</b>	<b>-</b>	<b>-</b>	<b>-</b>	<b>-</b>	<b>680,050</b>

Funding Schedule	Prior Approved Appropriations	FY2026 Budget	Capital Improvement Program					Total Project Cost
			FY2027	FY2028	FY2029	FY2030	FY2031	
Bonds	205,300	-	-	-	-	-	-	205,300
Pay-Go	-	-	-	-	-	-	-	-
Grants (Approved)	1,895,000	(1,495,000)	-	-	-	-	-	400,000
Grants (Pending)	-	-	-	-	-	-	-	-
Other - Capital Reserve	74,750	-	-	-	-	-	-	74,750
<b>Total</b>	<b>2,175,050</b>	<b>(1,495,000)</b>	<b>-</b>	<b>-</b>	<b>-</b>	<b>-</b>	<b>-</b>	<b>680,050</b>

<b>Project Title</b> Russell Street		<b>Project Number</b> 40013	
<b>Project Description:</b> This project is to reconstruct Russell Street between Smithville Street and West Street (MD450) to improve pedestrian, vehicular, and bicycle access to the Bates Legacy and Community Center and the Spa Creek Trail. Improvements include a sidewalk on the west side of the street, a bike lane southbound on the street, and curb and gutter to define the street edge.			
<b>Financial Activity:</b>		<b>Changes from Prior Year:</b>	
	<u>Expended</u>	<u>Encumbered</u>	<u>Total</u>
January 31, 2024	\$ -	\$ -	\$ -
January 31, 2025	\$ -	\$ -	\$ -
<b>Operational Impact:</b>	Maintenance cost negligible, as needed for repair.		
		<b>Status:</b>	Due to delays in the confirmation of the existing right of way and ownership, this project is delayed until further notice.
		<b>Funding:</b>	No change.
		<b>Scope:</b>	No change.
		<b>Timing:</b>	This project is delayed until further notice.
<b>Lead Department:</b> None			
<b>Supporting Department:</b> None			
<b>Non-City Funding Sources:</b> None			
<b>Land Use Plans:</b> None			

Expenditure Schedule	Prior Approved Appropriations	FY2026 Budget	Capital Improvement Program					Total Project Cost
			FY2027	FY2028	FY2029	FY2030	FY2031	
Land Acquisition	-	-	-	-	-	-	-	-
Planning	-	-	-	-	-	-	-	-
Design	111,000	-	-	-	-	-	-	111,000
Construction	-	-	-	-	-	-	-	-
City Overhead	5,550	-	-	-	-	-	-	5,550
Other	-	-	-	-	-	-	-	-
<b>Total</b>	<b>116,550</b>	<b>-</b>	<b>-</b>	<b>-</b>	<b>-</b>	<b>-</b>	<b>-</b>	<b>116,550</b>


Funding Schedule	Prior Approved Appropriations	FY2026 Budget	Capital Improvement Program					Total Project Cost
			FY2027	FY2028	FY2029	FY2030	FY2031	
Bonds	-	-	-	-	-	-	-	-
Pay-Go	-	-	-	-	-	-	-	-
Grants (Approved)	-	-	-	-	-	-	-	-
Grants (Pending)	-	-	-	-	-	-	-	-
Other - Capital Reserve	116,550	-	-	-	-	-	-	116,550
<b>Total</b>	<b>116,550</b>	<b>-</b>	<b>-</b>	<b>-</b>	<b>-</b>	<b>-</b>	<b>-</b>	<b>116,550</b>

<b>Project Title</b> S. Southwood Sidewalk and Stormwater Management		<b>Project Number</b> 40029	
<b>Project Description:</b> This project is for the installation of sidewalks, curbs, gutters, and roadway construction in the South Southwood area, an area that includes almost three miles of roads with and approximate 40 foot right-of-way. A feasibility study of the existing infrastructure will determine potential areas for connecting missing sidewalk sections and upgrading the existing sidewalks to be ADA compliant. The project includes evaluating stormwater management to address drainage complaints and to treat runoff from the additional impervious area due to the new sidewalks. It also includes treatment of the existing impervious area and evaluating the storm drain system to determine whether additional infrastructure is needed. The City will have to acquire right-of-way for installation of sidewalks, curb, gutter and roadway as necessary. This project assumes that the necessary rights-of-way for the installation of sidewalks, curbs, gutters, and roadways will be donated to the City and not purchased. Design and scoping phase will include hydraulic studies, benefit cost analysis necessary for federal funding applications, and public outreach.			
<b>Financial Activity:</b>		<b>Changes from Prior Year:</b>	
	<u>Expended</u> <u>Encumbered</u> <u>Total</u>	<b>Status:</b>	This project is in the design phase.
January 31, 2024	\$ -      \$ 1      \$ 1	<b>Funding:</b>	No change.
January 31, 2025	\$ 30,127      \$ 203,723      \$ 233,850	<b>Scope:</b>	No change.
<b>Operational Impact:</b>	Not available at the time of budget presentation. The Department is continuing to research.	<b>Timing:</b>	Construction delayed one year due to City procurement delays. Design is anticipated to be completed in FY2026.
<b>Lead Department:</b> Public Works			
<b>Supporting Department:</b> None			
<b>Non-City Funding Sources:</b> FEMA FY2022 Scoping Grant with a pending FEMA Construction Grant			
<b>Land Use Plans:</b> Comprehensive Plan and Transportation Goals			

Expenditure Schedule	Capital Improvement Program							Total Project Cost
	Prior Approved Appropriations	FY2026 Budget	FY2027	FY2028	FY2029	FY2030	FY2031	
Land Acquisition	-	-	-	-	-	-	-	-
Planning	50,000	-	-	-	-	-	-	50,000
Design	350,000	-	-	-	-	-	-	350,000
Construction	-	-	1,150,000	-	-	-	-	1,150,000
City Overhead	20,000	-	57,500	-	-	-	-	77,500
Other	-	-	-	-	-	-	-	-
<b>Total</b>	<b>420,000</b>	<b>-</b>	<b>1,207,500</b>	<b>-</b>	<b>-</b>	<b>-</b>	<b>-</b>	<b>1,627,500</b>


Funding Schedule	Capital Improvement Program							Total Project Cost
	Prior Approved Appropriations	FY2026 Budget	FY2027	FY2028	FY2029	FY2030	FY2031	
Bonds	170,000	-	457,500	-	-	-	-	627,500
Pay-Go	-	-	-	-	-	-	-	-
Grants (Approved)	250,000	-	-	-	-	-	-	250,000
Grants (Pending)	-	-	750,000	-	-	-	-	750,000
Other - Capital Reserve	-	-	-	-	-	-	-	-
<b>Total</b>	<b>420,000</b>	<b>-</b>	<b>1,207,500</b>	<b>-</b>	<b>-</b>	<b>-</b>	<b>-</b>	<b>1,627,500</b>



<b>Project Title</b> Spa Road Environmental Remediation (formerly, Weems-Whelan Field)	<b>Project Number</b> 40032												
<b>Project Description:</b> This project addresses the environmental remediation needed to transition and re-use several City-owned properties located on Spa Road and at the headwaters of Spa Creek. The City's current goal is for the site to accommodate future mixed income housing as part of the Eastport Choice Neighborhood Initiative as well as rehabilitated recreation space, afforestation, and possibly other complementary uses. The Spa Rd Site consists of three parcels totaling approximately 18.74 acres located at 935 and 932 Spa Road (Site). Historically, the Site contained an open dump area and an incinerator that resulted in the on-site disposal of incinerated waste and ash. Currently, there are several buildings, the Weems Whelan field, and active materials storage on the Site. A Phase I Environmental Site Assessment (ESA) was completed to support the redevelopment of the site. A Phase II ESA, MDE approval, and EPA coordination are planned. Environmental impacts associated with the placement of ash beneath the Weems Whelan field were previously identified and on-going work includes the delineation of impacts and remediation activities. The decommissioning and removal of the existing salt dome will be included as part of the sites remediation.													
<b>Financial Activity:</b>  <table border="1" data-bbox="121 693 755 808"> <thead> <tr> <th></th> <th><u>Expended</u></th> <th><u>Encumbered</u></th> <th><u>Total</u></th> </tr> </thead> <tbody> <tr> <td>January 31, 2024</td> <td>\$ 34,595</td> <td>\$ 19,380</td> <td>\$ 53,975</td> </tr> <tr> <td>January 31, 2025</td> <td>\$ 103,412</td> <td>\$ 230,955</td> <td>\$ 334,367</td> </tr> </tbody> </table>  <b>Operational Impact:</b> Not available at the time of budget presentation. The Department is continuing to research.		<u>Expended</u>	<u>Encumbered</u>	<u>Total</u>	January 31, 2024	\$ 34,595	\$ 19,380	\$ 53,975	January 31, 2025	\$ 103,412	\$ 230,955	\$ 334,367	<b>Changes from Prior Year:</b>  <b>Status:</b> The Phase II Environmental Site Assessment was completed in FY2025. The risk assessment will proceed in FY2026.  <b>Funding:</b> An additional \$420,000 is requested in FY2026 for a risk assessment and salt dome removal.  <b>Scope:</b> A salt dome removal and risk assessment was added.  <b>Timing:</b> The salt dome is to be removed in FY2026 along with a risk assessment for remediation.
	<u>Expended</u>	<u>Encumbered</u>	<u>Total</u>										
January 31, 2024	\$ 34,595	\$ 19,380	\$ 53,975										
January 31, 2025	\$ 103,412	\$ 230,955	\$ 334,367										
<b>Lead Department:</b> Public Works													
<b>Supporting Department:</b> None													
<b>Non-City Funding Sources:</b> None													
<b>Land Use Plans:</b> Comprehensive Plan and Quality of Life Goals													


Expenditure Schedule	Prior Approved Appropriations	FY2026 Budget	Capital Improvement Program					Total Project Cost
			FY2027	FY2028	FY2029	FY2030	FY2031	
Land Acquisition	-	-	-	-	-	-	-	-
Planning	170,000	-	-	-	-	-	-	170,000
Design	175,000	200,000	-	-	-	-	-	375,000
Construction	495,238	200,000	-	-	-	-	-	695,238
City Overhead	42,262	20,000	-	-	-	-	-	62,262
Other	5,000	-	-	-	-	-	-	5,000
<b>Total</b>	<b>887,500</b>	<b>420,000</b>	-	-	-	-	-	<b>1,307,500</b>

Funding Schedule	Prior Approved Appropriations	FY2026 Budget	Capital Improvement Program					Total Project Cost
			FY2027	FY2028	FY2029	FY2030	FY2031	
Bonds	887,500	420,000	-	-	-	-	-	1,307,500
Pay-Go	-	-	-	-	-	-	-	-
Grants (Approved)	-	-	-	-	-	-	-	-
Grants (Pending)	-	-	-	-	-	-	-	-
Other - Capital Reserve	-	-	-	-	-	-	-	-
<b>Total</b>	<b>887,500</b>	<b>420,000</b>	-	-	-	-	-	<b>1,307,500</b>

<b>Project Title</b> Spa Road Sidewalk- Forest Dive to Hilltop Lane		<b>Project Number</b> 40059	
<b>Project Description:</b> Installation of new sidewalk on Spa Road between Forest Drive and Hilltop Lane will be constructed. Right-of-way and environmental issues as well as other concerns will be evaluated.			
<b>Financial Activity:</b>		<b>Changes from Prior Year:</b>	
	<u>Expended</u> <u>Encumbered</u> <u>Total</u>	<b>Status:</b>	The project is in the procurement phase. Design contract is currently with procurement.
January 31, 2024	\$     -    \$     -    \$     -	<b>Funding:</b>	An additional \$50,0000 is being requested in FY2026 for engineering cost estimates.
January 31, 2025	\$     -    \$     -    \$     -	<b>Scope:</b>	No change.
<b>Operational Impact:</b>	Not available at the time of budget presentation. The Department is continuing to research.	<b>Timing:</b>	Sidewalk Construction is anticipated to be completed in FY2027.
<b>Lead Department:</b> Public Works			
<b>Supporting Department:</b> None			
<b>Non-City Funding Sources:</b> None			
<b>Land Use Plans:</b> None			


Expenditure Schedule	Prior Approved Appropriations	FY2026 Budget	Capital Improvement Program					Total Project Cost
			FY2027	FY2028	FY2029	FY2030	FY2031	
Land Acquisition	25,000	-	-	-	-	-	-	25,000
Planning	-	-	-	-	-	-	-	-
Design	50,000	50,000	-	-	-	-	-	100,000
Construction	-	200,000	-	-	-	-	-	200,000
City Overhead	10,680	16,930	6,930	-	-	-	-	34,540
Other	-	-	-	-	-	-	-	-
<b>Total</b>	<b>85,680</b>	<b>266,930</b>	<b>6,930</b>	<b>-</b>	<b>-</b>	<b>-</b>	<b>-</b>	<b>359,540</b>

Funding Schedule	Prior Approved Appropriations	FY2026 Budget	Capital Improvement Program					Total Project Cost
			FY2027	FY2028	FY2029	FY2030	FY2031	
Bonds	85,680	266,930	6,930	-	-	-	-	359,540
Pay-Go	-	-	-	-	-	-	-	-
Grants (Approved)	-	-	-	-	-	-	-	-
Grants (Pending)	-	-	-	-	-	-	-	-
Other - Capital Reserve	-	-	-	-	-	-	-	-
<b>Total</b>	<b>85,680</b>	<b>266,930</b>	<b>6,930</b>	<b>-</b>	<b>-</b>	<b>-</b>	<b>-</b>	<b>359,540</b>

<b>Project Title</b> Standard Specifications and Construction Details		<b>Project Number</b> 50022	
<b>Project Description:</b> The current Standard Specifications and Construction Details were issued in August 1988. The Standard Specifications and Construction Details ensure land developers and engineers design and construct infrastructure that meet Annapolis' requirements. The Standard Specifications and Details are applicable to developer and City of Annapolis capital projects and ensure consistency across all projects. The current Standard Specifications and Construction Details require a thorough update and need to be available electronically. Additionally, the specifications and details need to be updated every year.			
<b>Financial Activity:</b>		<b>Changes from Prior Year:</b>	
	<u>Expended</u> <u>Encumbered</u> <u>Total</u>	<b>Status:</b>	Project is underway.
January 31, 2024	\$ 143,747    \$ -    \$ 143,747	<b>Funding:</b>	No change.
January 31, 2025	\$ 173,011    \$ 54,906    \$ 227,917	<b>Scope:</b>	No change.
<b>Operational Impact:</b>	Not available at the time of budget presentation. The Department is continuing to research.	<b>Timing:</b>	This project is anticipated to be completed in FY2026.
<b>Lead Department:</b> Public Works			
<b>Supporting Department:</b> None			
<b>Non-City Funding Sources:</b> None			
<b>Land Use Plans:</b> None			

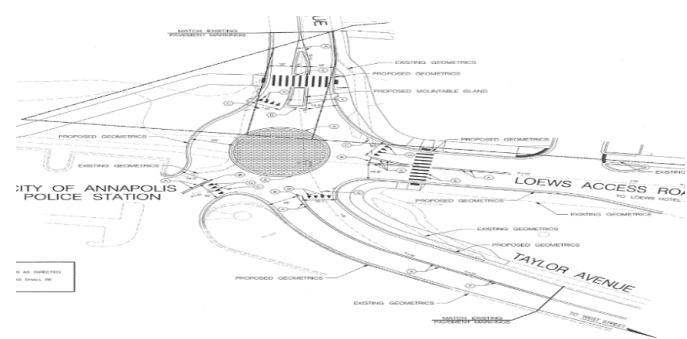
Expenditure Schedule	Capital Improvement Program							Total Project Cost
	Prior Approved Appropriations	FY2026 Budget	FY2027	FY2028	FY2029	FY2030	FY2031	
Land Acquisition	-	-	-	-	-	-	-	-
Planning	-	-	-	-	-	-	-	-
Design	304,500	-	-	-	-	-	-	304,500
Construction	-	-	-	-	-	-	-	-
City Overhead	15,750	-	-	-	-	-	-	15,750
Other	-	-	-	-	-	-	-	-
<b>Total</b>	320,250	-	-	-	-	-	-	320,250

Funding Schedule	Capital Improvement Program							Total Project Cost
	Prior Approved Appropriations	FY2026 Budget	FY2027	FY2028	FY2029	FY2030	FY2031	
Bonds	-	-	-	-	-	-	-	-
Pay-Go - Sewer Fund	106,750	-	-	-	-	-	-	106,750
Pay-Go - Water Fund	106,750	-	-	-	-	-	-	106,750
Pay-Go - General Fund	-	-	-	-	-	-	-	-
Grants (Approved)	-	-	-	-	-	-	-	-
Grants (Pending)	-	-	-	-	-	-	-	-
Other - Capital Reserve	106,750	-	-	-	-	-	-	106,750
<b>Total</b>	320,250	-	-	-	-	-	-	320,250

<b>Project Title</b> Stanton Center Renovations		<b>Project Number</b> 40037	
<b>Project Description:</b> A facility condition assessment was completed and concluded that the Stanton Center needed significant exterior and interior repairs to address code compliance issues. Renovations include repair to HVAC, mechanical, plumbing, and electrical. Interior repair includes corridors, restrooms, ceilings, floors, lighting, doors and finishes. Exterior repair includes brick facade and roofing repairs. Also included is the purchase and installation of lockers for the homeless in the community during the winter season.			
<b>Financial Activity:</b>		<b>Changes from Prior Year:</b>	
	<u>Expended</u> <u>Encumbered</u> <u>Total</u>	<b>Status:</b>	This project is in the design phase.
January 31, 2024	\$ 40,775    \$ -    \$ 40,775	<b>Funding:</b>	FY26, an additional \$50k was requested to complete the Esports arena/ gym, teaching kitchen, spectator area. In FY27, the City is seeking a \$6M grant for a Computer lab, robotics/innovation lab, barrier breaking exercise room, lending lab, Teen lounge, sound studio, Senior room, two story extension, rooftop playground, sensory and community garden
January 31, 2025	\$ 90,301    \$ 144,161    \$ 234,462	<b>Scope:</b>	This project adds a green roof top playground, new esports gymnasium, teen lounge, and sound studio innovation lab.
<b>Operational Impact:</b>	Indeterminate	<b>Timing:</b>	This project will be complete in FY2028.
<b>Lead Department:</b> Recreation and Parks			
<b>Supporting Department:</b> Central Services			
<b>Non-City Funding Sources:</b> FY2021 \$600,000 State Grant for Design and Construction, FY2023 \$600,000 State Grant for Design and Construction			
<b>Land Use Plans:</b> Comprehensive Plan, Stewardship Goals			


Expenditure Schedule	Prior Approved Appropriations	FY2026 Budget	Capital Improvement Program					Total Project Cost
			FY2027	FY2028	FY2029	FY2030	FY2031	
Land Acquisition	-	-	-	-	-	-	-	-
Planning	-	-	-	-	-	-	-	-
Design	106,000	-	-	-	-	-	-	106,000
Construction	2,587,000	1,547,619	6,000,000	-	-	-	-	10,134,619
City Overhead	135,000	77,381	300,000	-	-	-	-	512,381
Other	-	-	-	-	-	-	-	-
<b>Total</b>	<b>2,828,000</b>	<b>1,625,000</b>	<b>6,300,000</b>	<b>-</b>	<b>-</b>	<b>-</b>	<b>-</b>	<b>10,753,000</b>

Funding Schedule	Prior Approved Appropriations	FY2026 Budget	Capital Improvement Program					Total Project Cost
			FY2027	FY2028	FY2029	FY2030	FY2031	
Bonds	1,575,000	1,625,000	-	-	-	-	-	3,200,000
Pay-Go	-	-	-	-	-	-	-	-
Grants (Approved)	1,200,000	-	-	-	-	-	-	1,200,000
Grants (Pending)	-	-	6,000,000	-	-	-	-	6,000,000
Other - Capital Reserve	53,000	-	300,000	-	-	-	-	353,000
<b>Total</b>	<b>2,828,000</b>	<b>1,625,000</b>	<b>6,300,000</b>	<b>-</b>	<b>-</b>	<b>-</b>	<b>-</b>	<b>10,753,000</b>

<b>Project Title</b> Taylor Avenue Traffic Improvements		<b>Project Number</b> 40035	
<b>Project Description:</b> This project is for the reconstruction and realignment of Taylor Avenue from Cedar Park Road to West Street. This work will include a traffic circle at the intersection of Poplar Trail, the Graduate Hotel Access Road, and Taylor Avenue. Partial funding contributions for this project will be provided by the developer of the proposed Annapolis Hotel. This work will also include milling and resurfacing the roadway, stormwater mitigation, stormwater infrastructure, new curb and gutter, updated hiker/biker paths, and sidewalks.			
<b>Financial Activity:</b>		<b>Changes from Prior Year:</b>	
	<u>Expended</u>	<u>Encumbered</u>	<u>Total</u>
January 31, 2024	\$ -	\$ -	\$ -
January 31, 2025	\$ -	\$ -	\$ -
<b>Operational Impact:</b>	Not available at the time of budget presentation. The Department is continuing to research.		
	<b>Status:</b>	The project is on hold pending hotel development and negotiations.	
	<b>Funding:</b>	FY2027 funding was removed pending the outcome of negotiations.	
	<b>Scope:</b>	No change.	
	<b>Timing:</b>	The project is on hold pending hotel development and negotiations.	
<b>Lead Department:</b> Public Works			
<b>Supporting Department:</b> None			
<b>Non-City Funding Sources:</b> Developer Contribution - \$310,000			
<b>Land Use Plans:</b> None			


Expenditure Schedule	Prior Approved Appropriations	FY2026 Budget	Capital Improvement Program					Total Project Cost
			FY2027	FY2028	FY2029	FY2030	FY2031	
Land Acquisition	75,000	-	-	-	-	-	-	75,000
Planning	-	-	-	-	-	-	-	-
Design	220,000	-	-	-	-	-	-	220,000
Construction	-	-	-	-	-	-	-	-
City Overhead	15,000	-	-	-	-	-	-	15,000
<b>Total</b>	<b>310,000</b>	<b>-</b>	<b>-</b>	<b>-</b>	<b>-</b>	<b>-</b>	<b>-</b>	<b>310,000</b>

Funding Schedule	Prior Approved Appropriations	FY2026 Budget	Capital Improvement Program					Total Project Cost
			FY2027	FY2028	FY2029	FY2030	FY2031	
Bonds	-	-	-	-	-	-	-	-
Pay-Go	-	-	-	-	-	-	-	-
Grants (Approved)	-	-	-	-	-	-	-	-
Grants (Pending)	-	-	-	-	-	-	-	-
Other - Developer	310,000	-	-	-	-	-	-	310,000
<b>Total</b>	<b>310,000</b>	<b>-</b>	<b>-</b>	<b>-</b>	<b>-</b>	<b>-</b>	<b>-</b>	<b>310,000</b>

<b>Project Title</b> Traffic Safety Improvements		<b>Project Number</b> 40060	
<b>Project Description:</b> This project will establish an ongoing program to provide planning, design and construction of traffic safety improvements along city-owned arterials and major collector roadways. Initial phase of project is to evaluate existing conditions and develop a list of priority locations for safety improvements taking into account traffic and pedestrian volumes, crash history, and ADA accessibility. Traffic safety improvements will be designed and constructed on an ongoing basis.			
<b>Financial Activity:</b>		<b>Changes from Prior Year:</b>	
	<u>Expended</u> <u>Encumbered</u> <u>Total</u>	<b>Status:</b>	Design contract has been awarded.
January 31, 2024	\$ -      \$ -      \$ -	<b>Funding:</b>	No change.
January 31, 2025	\$ -      \$ -      \$ -	<b>Scope:</b>	Traffic circle analysis was added to the project.
<b>Operational Impact:</b>	Not available at the time of budget presentation. The Department is continuing to research.	<b>Timing:</b>	Design and construction of early projects is anticipated to begin in FY2026.
<b>Lead Department:</b> Public Works			
<b>Supporting Department:</b> None			
<b>Non-City Funding Sources:</b> None			
<b>Land Use Plans:</b> None			


Expenditure Schedule	Prior Approved Appropriations	FY2026 Budget	Capital Improvement Program					Total Project Cost
			FY2027	FY2028	FY2029	FY2030	FY2031	
Land Acquisition	-	-	-	-	-	-	-	-
Planning	10,000	-	-	-	-	-	-	10,000
Design	80,000	40,000	40,000	40,000	40,000	40,000	40,000	320,000
Construction	150,000	75,000	75,000	75,000	75,000	75,000	75,000	600,000
City Overhead	12,000	5,750	5,750	5,750	5,750	5,750	5,750	46,500
Other	-	-	-	-	-	-	-	-
<b>Total</b>	<b>252,000</b>	<b>120,750</b>	<b>120,750</b>	<b>120,750</b>	<b>120,750</b>	<b>120,750</b>	<b>120,750</b>	<b>976,500</b>

Funding Schedule	Prior Approved Appropriations	FY2026 Budget	Capital Improvement Program					Total Project Cost
			FY2027	FY2028	FY2029	FY2030	FY2031	
Bonds	-	-	-	-	-	-	-	-
Pay-Go	-	-	-	-	-	-	-	-
Grants (Approved)	-	-	-	-	-	-	-	-
Grants (Pending)	-	-	-	-	-	-	-	-
Other - Capital Reserve	252,000	120,750	120,750	120,750	120,750	120,750	120,750	976,500
<b>Total</b>	<b>252,000</b>	<b>120,750</b>	<b>120,750</b>	<b>120,750</b>	<b>120,750</b>	<b>120,750</b>	<b>120,750</b>	<b>976,500</b>

<b>Project Title</b> Tolson Street Park		<b>Project Number</b> NEW	
<b>Project Description:</b> This project will establish an ongoing program to provide planning, design and construction of traffic safety improvements along city-owned arterials and major collector roadways. Initial phase of project is to evaluate existing conditions and develop a list of priority locations for safety improvements taking into account traffic and pedestrian volumes, crash history, and ADA accessibility. Traffic safety improvements will be designed and constructed on an ongoing basis.			
<b>Financial Activity:</b>		<b>Changes from Prior Year:</b>	
	<u>Expended</u> <u>Encumbered</u> <u>Total</u>	<b>Status:</b> Concept design has been completed.	
January 31, 2024	\$    -    \$    -    \$    -	<b>Funding:</b> \$136,500 is requested in FY2026 to complete the design phase scope and \$787,500 is requested in FY2027 to complete the construction.	
January 31, 2025	\$    -    \$    -    \$    -	<b>Scope:</b> Traffic circle analysis was added to the project.	
<b>Operational Impact:</b> Not available at the time of budget presentation. The Department is continuing to research.		<b>Timing:</b> This project is delayed until procurement needs are met.	
<b>Lead Department:</b> Public Works			
<b>Supporting Department:</b> None			
<b>Non-City Funding Sources:</b> None			
<b>Land Use Plans:</b> Comprehensive Plan; Public Water Access Plan			

		Capital Improvement Program						
<b>Expenditure Schedule</b>	Prior Approved Appropriations	FY2026 Budget	FY2027	FY2028	FY2029	FY2030	FY2031	Total Project Cost
Land Acquisition	-	-	-	-	-	-	-	-
Planning	-	-	-	-	-	-	-	-
Design	-	130,000	-	-	-	-	-	130,000
Construction	-	-	750,000	-	-	-	-	750,000
City Overhead	-	6,500	37,500	-	-	-	-	44,000
Other	-	-	-	-	-	-	-	-
<b>Total</b>	-	136,500	787,500	-	-	-	-	924,000


		Capital Improvement Program						
<b>Funding Schedule</b>	Prior Approved Appropriations	FY2026 Budget	FY2027	FY2028	FY2029	FY2030	FY2031	Total Project Cost
Bonds	-	136,500	787,500	-	-	-	-	924,000
Pay-Go	-	-	-	-	-	-	-	-
Grants (Approved)	-	-	-	-	-	-	-	-
Grants (Pending)	-	-	-	-	-	-	-	-
Other - Capital Reserve	-	-	-	-	-	-	-	-
<b>Total</b>	-	136,500	787,500	-	-	-	-	924,000

<b>Project Title</b> Traffic Signal or Circle and Safety Improvements on Hilltop Lane		<b>Project Number</b> 40080	
<b>Project Description:</b> A traffic engineering study on the Hilltop Lane corridor revealed that a traffic signal at the intersection of Hilltop Lane and Gemini Drive was warranted per the Manual on Uniform Traffic Control Devices. This study also recommended several incremental approaches to improve pedestrian safety including a pedestrian refuge island at the intersection of President street and Hilltop Lane. Other temporary safety measures will be explored along the Hilltop Lane corridor from Gemini Drive to President Street. This study will also develop a concept to determine the feasibility of installing a traffic circle at the intersections of Primrose and Tyler Avenue, Hilltop & Spa Road., and Gemini & Hilltop Road.			
<b>Financial Activity:</b>		<b>Changes from Prior Year:</b>	
	<u>Expended</u> <u>Encumbered</u> <u>Total</u>	<b>Status:</b>	This project is in the planning stage.
January 31, 2024	\$ -      \$ -      \$ -	<b>Funding:</b>	FY2026 funding has been moved to FY2027.
January 31, 2025	\$ -      \$ -      \$ -	<b>Scope:</b>	No change.
<b>Operational Impact:</b>	Not available at the time of budget presentation. The Department is continuing to research.	<b>Timing:</b>	Design is anticipated to be complete in FY2026.
<b>Lead Department:</b> Public Works			
<b>Supporting Department:</b> None			
<b>Non-City Funding Sources:</b> None			
<b>Land Use Plans:</b> None			

Expenditure Schedule	Prior Approved Appropriations	FY2026 Budget	Capital Improvement Program					Total Project Cost
			FY2027	FY2028	FY2029	FY2030	FY2031	
Land Acquisition	-	-	-	-	-	-	-	-
Planning	-	-	-	-	-	-	-	-
Design	100,000	-	-	-	-	-	-	100,000
Construction	100,000	-	500,000	-	-	-	-	600,000
City Overhead	10,000	-	25,000	-	-	-	-	35,000
Other	-	-	-	-	-	-	-	-
<b>Total</b>	<b>210,000</b>	<b>-</b>	<b>525,000</b>	<b>-</b>	<b>-</b>	<b>-</b>	<b>-</b>	<b>735,000</b>


Funding Schedule	Prior Approved Appropriations	FY2026 Budget	Capital Improvement Program					Total Project Cost
			FY2027	FY2028	FY2029	FY2030	FY2031	
Bonds	210,000	-	525,000	-	-	-	-	735,000
Pay-Go	-	-	-	-	-	-	-	-
Grants (Approved)	-	-	-	-	-	-	-	-
Grants (Pending)	-	-	-	-	-	-	-	-
Other	-	-	-	-	-	-	-	-
<b>Total</b>	<b>210,000</b>	<b>-</b>	<b>525,000</b>	<b>-</b>	<b>-</b>	<b>-</b>	<b>-</b>	<b>735,000</b>



<b>Project Title</b> Traffic Signal Rehabilitation		<b>Project Number</b> 50018	
<b>Project Description:</b> This project provides for the evaluation, prioritization and construction of citywide traffic signal replacements or repairs. Areas of evaluation include existing signal heads, controllers, poles, and detection equipment. Upgrades may also include camera detection systems, actuated pedestrian signals (APS), coordinated signal timing, and remote access to all controllers for use in emergency operations.			
<b>Financial Activity:</b>		<b>Changes from Prior Year:</b>	
	<u>Expended</u> <u>Encumbered</u> <u>Total</u>	<b>Status:</b>	Contract award for the design of Bay Ridge Avenue and Tyler Avenue is expected in FY2025.
January 31, 2024	\$ 1,515,024    \$ -    \$ 1,515,024	<b>Funding:</b>	An additional \$623,054 from the Federal Highway Administration Safe Streets For All (FHWA SS4A) grant was received in FY2025.
January 31, 2025	\$ 1,682,371    \$ 133,970    \$ 1,816,341	<b>Scope:</b>	"Replacement with Circles" was removed from the project title and added to the Traffic Safety Improvements project for evaluation. Remote access to controllers was also added.
<b>Operational Impact:</b>	Not available at the time of budget presentation. The Department is continuing to research.	<b>Timing:</b>	Construction of the new signal for Bay Ridge Avenue and Tyler Avenue is anticipated to begin in FY2026.
<b>Lead Department:</b> Public Works			
<b>Supporting Department:</b> None			
<b>Non-City Funding Sources:</b> Federal Highway Administration Safe Streets for All (SS4A)			
<b>Land Use Plans:</b> None			


Expenditure Schedule	Prior Approved Appropriations	FY2026 Budget	Capital Improvement Program					Total Project Cost
			FY2027	FY2028	FY2029	FY2030	FY2031	
Land Acquisition	-	-	-	-	-	-	-	-
Planning	100,000	-	-	-	-	-	-	100,000
Design	200,000	50,000	50,000	50,000	50,000	50,000	50,000	500,000
Construction	2,334,700	1,123,054	500,000	500,000	500,000	500,000	500,000	5,957,754
City Overhead	127,415	41,360	34,430	27,500	27,500	27,500	27,500	313,205
Other	-	-	-	-	-	-	-	-
<b>Total</b>	<b>2,762,115</b>	<b>1,214,414</b>	<b>584,430</b>	<b>577,500</b>	<b>577,500</b>	<b>577,500</b>	<b>577,500</b>	<b>6,870,959</b>

Funding Schedule	Prior Approved Appropriations	FY2026 Budget	Capital Improvement Program					Total Project Cost
			FY2027	FY2028	FY2029	FY2030	FY2031	
Bonds	2,312,115	591,360	584,430	577,500	577,500	577,500	577,500	5,797,905
Pay-Go	-	-	-	-	-	-	-	-
Grants (Approved)	-	623,054	-	-	-	-	-	623,054
Grants (Pending)	-	-	-	-	-	-	-	-
Other - Capital Reserve	450,000	-	-	-	-	-	-	450,000
<b>Total</b>	<b>2,762,115</b>	<b>1,214,414</b>	<b>584,430</b>	<b>577,500</b>	<b>577,500</b>	<b>577,500</b>	<b>577,500</b>	<b>6,870,959</b>

<b>Project Title</b> Truxtun Heights Storm Drainage Improvements		<b>Project Number</b> 40030	
<b>Project Description:</b> The Truxtun Heights neighborhood and surrounding area was originally constructed with little concern for adequate stormwater management. Flooding along the streets creates hazardous roadway conditions, flooding on private property has been documented and nuisance flooding causes problems with erosion. A concept study has been completed and design and construction of projects will create improved conditions.			
<b>Financial Activity:</b>		<b>Changes from Prior Year:</b>	
January 31, 2024	Expended \$ 121,120	Encumbered \$ -	Total \$ 121,120
January 31, 2025	Expended \$ 163,602	Encumbered \$ 153,799	Total \$ 317,402
<b>Operational Impact:</b>	Not available at the time of budget presentation. The Department is continuing to research.		<b>Status:</b> This project is in the design phase.
			<b>Funding:</b> No change.
			<b>Scope:</b> Redesign of the entire roadway corridor has been added.
			<b>Timing:</b> Construction is anticipated to begin in FY2026.
<b>Lead Department:</b> Public Works			
<b>Supporting Department:</b> None			
<b>Non-City Funding Sources:</b> None			
<b>Land Use Plans:</b> Comprehensive Plan			


Expenditure Schedule	Capital Improvement Program							Total Project Cost
	Prior Approved Appropriations	FY2026 Budget	FY2027	FY2028	FY2029	FY2030	FY2031	
Land Acquisition	-	-	-	-	-	-	-	-
Planning	-	-	-	-	-	-	-	-
Design	300,000	-	-	-	-	-	-	300,000
Construction	2,813,187	-	-	-	-	-	-	2,813,187
City Overhead	155,659	-	-	-	-	-	-	155,659
Other	30,000	-	-	-	-	-	-	30,000
<b>Total</b>	<b>3,298,846</b>	<b>-</b>	<b>-</b>	<b>-</b>	<b>-</b>	<b>-</b>	<b>-</b>	<b>3,298,846</b>

Funding Schedule	Capital Improvement Program							Total Project Cost
	Prior Approved Appropriations	FY2026 Budget	FY2027	FY2028	FY2029	FY2030	FY2031	
Bonds	3,298,846	-	-	-	-	-	-	3,298,846
Pay-Go (WRF)	-	-	-	-	-	-	-	-
Grants (Approved)	-	-	-	-	-	-	-	-
Grants (Pending)	-	-	-	-	-	-	-	-
Other	-	-	-	-	-	-	-	-
<b>Total</b>	<b>3,298,846</b>	<b>-</b>	<b>-</b>	<b>-</b>	<b>-</b>	<b>-</b>	<b>-</b>	<b>3,298,846</b>

<b>Project Title</b> Truxtun Park Improvements		<b>Project Number</b> 40047	
<b>Project Description:</b> Various improvements to Truxtun Park are anticipated, including: 1) skateboard park upgrades, which include safety and performance improvements; (2) Pip Moyer Recreation Center outdoor basketball courts, which will include court resurfacing and scoreboard, backboard, and rim replacements.			
<b>Financial Activity:</b>		<b>Changes from Prior Year:</b>	
	<u>Expended</u>	<u>Encumbered</u>	<u>Total</u>
January 31, 2024	\$ 2,454	\$ 1	\$ 2,455
January 31, 2025	\$ 190,840	\$ 352,895	\$ 543,735
<b>Operational Impact:</b>	Not available at the time of budget presentation. The Department is continuing to research.		
	<b>Status:</b>	The Pip Moyer Basketball courts have been completed. The skateboard park will be completed in FY2025.	
	<b>Funding:</b>	No change.	
	<b>Scope:</b>	No change.	
	<b>Timing:</b>	Construction is anticipated to be completed in FY2025.	
<b>Lead Department:</b> Recreation and Parks			
<b>Supporting Department:</b> Public Works			
<b>Non-City Funding Sources:</b> \$128,270 Community Parks and Playgrounds Program DNR State Grant, \$50K State of Maryland Bond Initiative, and \$50k donation			
<b>Land Use Plans:</b> City Comprehensive Plan			


Expenditure Schedule	Prior Approved Appropriations	FY2026 Budget	Capital Improvement Program					Total Project Cost
			FY2027	FY2028	FY2029	FY2030	FY2031	
Land Acquisition	-	-	-	-	-	-	-	-
Planning	-	-	-	-	-	-	-	-
Design	-	-	-	-	-	-	-	-
Construction	647,300	-	-	-	-	-	-	647,300
City Overhead	31,650	-	-	-	-	-	-	31,650
Other	-	-	-	-	-	-	-	-
<b>Total</b>	678,950	-	-	-	-	-	-	678,950

Funding Schedule	Prior Approved Appropriations	FY2026 Budget	Capital Improvement Program					Total Project Cost
			FY2027	FY2028	FY2029	FY2030	FY2031	
Bonds	412,830	-	-	-	-	-	-	412,830
Pay-Go	-	-	-	-	-	-	-	-
Grants (Approved)	178,270	-	-	-	-	-	-	178,270
Grants (Pending)	-	-	-	-	-	-	-	-
Donation (Other)	50,000	-	-	-	-	-	-	50,000
Other - Capital Reserve	37,850	-	-	-	-	-	-	37,850
<b>Total</b>	678,950	-	-	-	-	-	-	678,950

<b>Project Title</b> Truxtun Park Road Parking Improvement		<b>Project Number</b> 40081													
<b>Project Description:</b>  Project will expand parking at Truxtun park. Improvements will be made to the existing boater and skateboard park parking lot. Portions of Primrose Road and Truxtun Park Road will become one-way, and parallel parking will be added. A cut-through will be added to connect Primrose Road to Truxtun Park Road near the traffic Circle at the end of Primrose Road.															
<b>Financial Activity:</b>  <table border="1"> <thead> <tr> <th></th> <th><u>Expended</u></th> <th><u>Encumbered</u></th> <th><u>Total</u></th> </tr> </thead> <tbody> <tr> <td>January 31, 2024</td> <td>\$ -</td> <td>\$ -</td> <td>\$ -</td> </tr> <tr> <td>January 31, 2025</td> <td>\$ -</td> <td>\$ -</td> <td>\$ -</td> </tr> </tbody> </table> <b>Operational Impact:</b> Not available at the time of budget presentation. The Department is continuing to research.			<u>Expended</u>	<u>Encumbered</u>	<u>Total</u>	January 31, 2024	\$ -	\$ -	\$ -	January 31, 2025	\$ -	\$ -	\$ -	<b>Changes from Prior Year:</b>  <b>Status:</b> This project is in the design phase. <b>Funding:</b> No change. <b>Scope:</b> No change. <b>Timing:</b> Construction is anticipated to begin in FY2026.	
	<u>Expended</u>	<u>Encumbered</u>	<u>Total</u>												
January 31, 2024	\$ -	\$ -	\$ -												
January 31, 2025	\$ -	\$ -	\$ -												
<b>Lead Department:</b> Public Works															
<b>Supporting Department:</b> None															
<b>Non-City Funding Sources:</b> None															
<b>Land Use Plans:</b> Comprehensive Plan and Transportation Goals															


Expenditure Schedule	Prior Approved Appropriations	FY2026 Budget	Capital Improvement Program					Total Project Cost
			FY2027	FY2028	FY2029	FY2030	FY2031	
Land Acquisition	-	-	-	-	-	-	-	-
Planning	100,000	-	-	-	-	-	-	100,000
Design	800,000	-	-	-	-	-	-	800,000
Construction	-	-	-	-	-	-	-	-
City Overhead	45,000	-	-	-	-	-	-	45,000
Other	-	-	-	-	-	-	-	-
<b>Total</b>	<b>945,000</b>	<b>-</b>	<b>-</b>	<b>-</b>	<b>-</b>	<b>-</b>	<b>-</b>	<b>945,000</b>

Funding Schedule	Prior Approved Appropriations	FY2026 Budget	Capital Improvement Program					Total Project Cost
			FY2027	FY2028	FY2029	FY2030	FY2031	
Bonds	945,000	-	-	-	-	-	-	945,000
Pay-Go	-	-	-	-	-	-	-	-
Grants (Approved)	-	-	-	-	-	-	-	-
Grants (Pending)	-	-	-	-	-	-	-	-
Other - Capital Reserve	-	-	-	-	-	-	-	-
<b>Total</b>	<b>945,000</b>	<b>-</b>	<b>-</b>	<b>-</b>	<b>-</b>	<b>-</b>	<b>-</b>	<b>945,000</b>

<b>Project Title</b> Truxtun Park Shoreline Stabilization		<b>Project Number</b> 40082	
<b>Project Description:</b>  Truxtun Park's forested area has an extensive natural surface trail network that is widely used by residents and visitors. Over time, the trail use combined with weather impacts has caused substantial erosion to the shoreline bluffs adjacent to Spa Creek which has led to severe land loss and degradation, major harm to large canopy trees, and increasing sediment discharge into Spa Creek. This area of the park is a major environmental and recreational asset to the city but has received almost no investment in decades. The project is aimed at stabilizing and restoring the shoreline natural areas of the park in an effort to prevent further erosion, protect important tree canopy, and ensure that the trail network can continue to be accessible.			
<b>Financial Activity:</b>		<b>Changes from Prior Year:</b>	
January 31, 2024	<u>Expended</u> N/A	<u>Encumbered</u> N/A	<u>Total</u> N/A
January 31, 2025	N/A	N/A	N/A
<b>Operational Impact:</b>	Not available at the time of budget presentation. The Department is continuing to research.		<b>Status:</b> The project is in the planning phase.
			<b>Funding:</b> \$1,000,000 grant for Land & Water Conservations Fund was removed and replaced with bonds. Additional funding is needed for construction.
			<b>Scope:</b> No change.
			<b>Timing:</b> Design is anticipated to begin in FY2026.
<b>Lead Department:</b> Planning and Zoning			
<b>Supporting Department:</b> None			
<b>Non-City Funding Sources:</b> \$500K Local Parks & Playground Infrastructure Grant (MD DNR)			
<b>Land Use Plans:</b> Comprehensive Plan			


Expenditure Schedule	Prior Approved Appropriations	FY2026 Budget	Capital Improvement Program					Total Project Cost
			FY2027	FY2028	FY2029	FY2030	FY2031	
Land Acquisition	-	-	-	-	-	-	-	-
Planning	-	-	-	-	-	-	-	-
Design	300,000	-	-	-	-	-	-	300,000
Construction	1,700,000	(1,000,000)	2,000,000	-	-	-	-	2,700,000
City Overhead	100,000	-	100,000	-	-	-	-	200,000
Other	-	-	-	-	-	-	-	-
<b>Total</b>	<b>2,100,000</b>	<b>(1,000,000)</b>	<b>2,100,000</b>	<b>-</b>	<b>-</b>	<b>-</b>	<b>-</b>	<b>3,200,000</b>

Funding Schedule	Prior Approved Appropriations	FY2026 Budget	Capital Improvement Program					Total Project Cost
			FY2027	FY2028	FY2029	FY2030	FY2031	
Bonds	-	-	2,100,000	-	-	-	-	2,100,000
Pay-Go	-	-	-	-	-	-	-	-
Grants	1,500,000	(1,000,000)	-	-	-	-	-	500,000
Other - Capital Reserve	600,000	-	-	-	-	-	-	600,000
<b>Total</b>	<b>2,100,000</b>	<b>(1,000,000)</b>	<b>2,100,000</b>	<b>-</b>	<b>-</b>	<b>-</b>	<b>-</b>	<b>3,200,000</b>

<b>Project Title</b> Tucker Street Boat Ramp		<b>Project Number</b> 50023	
<b>Project Description:</b> This project will demolish the existing ramp and replace it with a new ramp, an ADA compliant dock, and a kayak launch. The project will also include technology/equipment for enforcement.			
<b>Financial Activity:</b>		<b>Changes from Prior Year:</b>	
	<u>Expended</u> <u>Encumbered</u> <u>Total</u>	<b>Status:</b>	Design and permitting are underway.
January 31, 2024	\$ 27,947    \$ -    \$ 27,947	<b>Funding:</b>	No change.
January 31, 2025	\$ 77,292    \$ 11,074    \$ 88,366	<b>Scope:</b>	No change.
<b>Operational Impact:</b>	Not available at the time of budget presentation. The Department is continuing to research.	<b>Timing:</b>	Permitting needs delayed this project. Construction is anticipated to begin in FY2026.
<b>Lead Department:</b> Public Works			
<b>Supporting Department:</b> Harbormaster			
<b>Non-City Funding Sources:</b> None			
<b>Land Use Plans:</b> None			


Expenditure Schedule	Prior Approved Appropriations	FY2026 Budget	Capital Improvement Program					Total Project Cost
			FY2027	FY2028	FY2029	FY2030	FY2031	
Land Acquisition	-	-	-	-	-	-	-	-
Planning	-	-	-	-	-	-	-	-
Design	85,000	-	-	-	-	-	-	85,000
Construction	623,157	-	-	-	-	-	-	623,157
City Overhead	54,006	17,863	8,932	-	-	-	-	80,801
Other	-	-	-	-	-	-	-	-
<b>Total</b>	<b>762,163</b>	<b>17,863</b>	<b>8,932</b>	<b>-</b>	<b>-</b>	<b>-</b>	<b>-</b>	<b>788,958</b>

Funding Schedule	Prior Approved Appropriations	FY2026 Budget	Capital Improvement Program					Total Project Cost
			FY2027	FY2028	FY2029	FY2030	FY2031	
Bonds	762,163	17,863	8,932	-	-	-	-	788,958
Pay-Go	-	-	-	-	-	-	-	-
Grants	-	-	-	-	-	-	-	-
Other	-	-	-	-	-	-	-	-
<b>Total</b>	<b>762,163</b>	<b>17,863</b>	<b>8,932</b>	<b>-</b>	<b>-</b>	<b>-</b>	<b>-</b>	<b>788,958</b>

<b>Project Title</b> Underground Service Historic District		<b>Project Number</b> 40048													
<b>Project Description:</b> This project will underground service conductors and communications wiring within the Annapolis Historic District. The first construction phase will be East Street.															
<b>Financial Activity:</b>															
<table border="1"> <thead> <tr> <th></th> <th><u>Expended</u></th> <th><u>Encumbered</u></th> <th><u>Total</u></th> </tr> </thead> <tbody> <tr> <td>January 31, 2024</td> <td>\$ 44,548</td> <td>\$ -</td> <td>\$ 44,548</td> </tr> <tr> <td>January 31, 2025</td> <td>\$ 188,165</td> <td>\$ 232,295</td> <td>\$ 420,460</td> </tr> </tbody> </table>			<u>Expended</u>	<u>Encumbered</u>	<u>Total</u>	January 31, 2024	\$ 44,548	\$ -	\$ 44,548	January 31, 2025	\$ 188,165	\$ 232,295	\$ 420,460	<b>Changes from Prior Year:</b>  <b>Status:</b> The schematic design of East Street design is underway. <b>Funding:</b> No change. <b>Scope:</b> No change. <b>Timing:</b> Construction is delayed until additional funding has been approved.	
	<u>Expended</u>	<u>Encumbered</u>	<u>Total</u>												
January 31, 2024	\$ 44,548	\$ -	\$ 44,548												
January 31, 2025	\$ 188,165	\$ 232,295	\$ 420,460												
<b>Operational Impact:</b> Maintenance is performed by BGE.															
<b>Lead Department:</b> Public Works															
<b>Supporting Department:</b> None															
<b>Non-City Funding Sources:</b> Maryland Department of General Services Grants: FY2021 \$250,000; FY2023 \$500,000.															
<b>Land Use Plans:</b> None															

Expenditure Schedule	Capital Improvement Program							Total Project Cost
	Prior Approved Appropriations	FY2026 Budget	FY2027	FY2028	FY2029	FY2030	FY2031	
Land Acquisition	-	-	-	-	-	-	-	-
Planning	725,000	-	-	-	-	-	-	725,000
Design	-	-	-	-	-	-	-	-
Construction	-	-	-	-	-	-	-	-
City Overhead	37,500	-	-	-	-	-	-	37,500
Other	-	-	-	-	-	-	-	-
<b>Total</b>	<b>762,500</b>	<b>-</b>	<b>-</b>	<b>-</b>	<b>-</b>	<b>-</b>	<b>-</b>	<b>762,500</b>


Funding Schedule	Capital Improvement Program							Total Project Cost
	Prior Approved Appropriations	FY2026 Budget	FY2027	FY2028	FY2029	FY2030	FY2031	
Bonds	-	-	-	-	-	-	-	-
Pay-Go	-	-	-	-	-	-	-	-
Grants (Approved)	750,000	-	-	-	-	-	-	750,000
Grants (Pending)	-	-	-	-	-	-	-	-
Other - Capital Reserve	12,500	-	-	-	-	-	-	12,500
<b>Total</b>	<b>762,500</b>	<b>-</b>	<b>-</b>	<b>-</b>	<b>-</b>	<b>-</b>	<b>-</b>	<b>762,500</b>

<b>Project Title</b> Upgrade City Coordinate System		<b>Project Number</b> 50017	
<b>Project Description:</b> This project will upgrade the City's Proprietary Grid system from the 1920's to the NAD 83 system. The proprietary system will not be abandoned because it will be necessary for use with certain recorded documents, however, the two systems will be integrated. By upgrading to NAS 83, integration between many of the GIS applications is expected to become more seamless and accurate.			
<b>Financial Activity:</b>		<b>Changes from Prior Year:</b>	
	<u>Expended</u>	<u>Encumbered</u>	<u>Total</u>
January 31, 2024	\$ 8,938	\$ -	\$ 8,938
January 31, 2025	\$ 11,918	\$ -	\$ 11,918
<b>Operational Impact:</b>	Total annual maintenance cost is \$10,000.		
		<b>Status:</b> This project is underway.	
		<b>Funding:</b> No change.	
		<b>Scope:</b> No change.	
		<b>Timing:</b> This project is anticipated to be completed in FY2028.	
<b>Lead Department:</b> Public Works			
<b>Supporting Department:</b> None			
<b>Non-City Funding Sources:</b> None			
<b>Land Use Plans:</b> None			

Capital Improvement Program								
Expenditure Schedule	Prior Approved Appropriations	FY2026 Budget	FY2027	FY2028	FY2029	FY2030	FY2031	Total Project Cost
Land Acquisition	-	-	-	-	-	-	-	-
Planning	-	-	-	-	-	-	-	-
Design	-	-	-	-	-	-	-	-
Construction	-	-	-	-	-	-	-	-
City Overhead	-	-	-	-	-	-	-	-
Other - Technology	460,100	-	-	-	-	-	-	460,100
<b>Total</b>	460,100	-	-	-	-	-	-	460,100


Capital Improvement Program								
Funding Schedule	Prior Approved Appropriations	FY2026 Budget	FY2027	FY2028	FY2029	FY2030	FY2031	Total Project Cost
Bonds	460,100	-	-	-	-	-	-	460,100
Pay-Go	-	-	-	-	-	-	-	-
Grants (Approved)	-	-	-	-	-	-	-	-
Grants (Pending)	-	-	-	-	-	-	-	-
Other - Capital Reserve	-	-	-	-	-	-	-	-
<b>Total</b>	460,100	-	-	-	-	-	-	460,100



<b>Project Title</b> Waterway Improvement Project - 4th Street		<b>Project Number</b> 40083													
<b>Project Description:</b>  This project will provide improvements related to public waterway access. Improvements may include an ADA compliant gangway and floating dock, bulkhead replacement or repairment, and street end park enhancements.															
<b>Financial Activity:</b>  <table border="1"> <thead> <tr> <th></th> <th><u>Expended</u></th> <th><u>Encumbered</u></th> <th><u>Total</u></th> </tr> </thead> <tbody> <tr> <td>January 31, 2024</td> <td>N/A</td> <td>N/A</td> <td>N/A</td> </tr> <tr> <td>January 31, 2025</td> <td>N/A</td> <td>N/A</td> <td>N/A</td> </tr> </tbody> </table> <b>Operational Impact:</b> Not available at the time of budget presentation. The Department is continuing to research.			<u>Expended</u>	<u>Encumbered</u>	<u>Total</u>	January 31, 2024	N/A	N/A	N/A	January 31, 2025	N/A	N/A	N/A	<b>Changes from Prior Year:</b>  <b>Status:</b> This project was delayed due to procurement. <b>Funding:</b> An additional \$162,750 is being requested to cover the cost of using more durable bulkhead material during construction. <b>Scope:</b> No change. <b>Timing:</b> Design is anticipated to start in FY2026.	
	<u>Expended</u>	<u>Encumbered</u>	<u>Total</u>												
January 31, 2024	N/A	N/A	N/A												
January 31, 2025	N/A	N/A	N/A												
<b>Lead Department:</b> Public Works															
<b>Supporting Department:</b> None															
<b>Non-City Funding Sources:</b> FY2024 \$250K Department of Natural Resources State Waterway Improvement Grant															
<b>Land Use Plans:</b> Comprehensive Plan and Transportation Goals															


Expenditure Schedule	Prior Approved Appropriations	FY2026 Budget	Capital Improvement Program					Total Project Cost
			FY2027	FY2028	FY2029	FY2030	FY2031	
Land Acquisition	-	-	-	-	-	-	-	-
Planning	-	-	-	-	-	-	-	-
Design	75,000	-	-	-	-	-	-	75,000
Construction	250,000	-	155,000	-	-	-	-	405,000
City Overhead	24,440	8,190	11,845	-	-	-	-	44,475
Other	-	-	-	-	-	-	-	-
<b>Total</b>	<b>349,440</b>	<b>8,190</b>	<b>166,845</b>	<b>-</b>	<b>-</b>	<b>-</b>	<b>-</b>	<b>524,475</b>

Funding Schedule	Prior Approved Appropriations	FY2026 Budget	Capital Improvement Program					Total Project Cost
			FY2027	FY2028	FY2029	FY2030	FY2031	
Bonds	8,190	83,190	166,845	-	-	-	-	258,225
Pay-Go	-	-	-	-	-	-	-	-
Grants (Approved)	325,000	(75,000)	-	-	-	-	-	250,000
Grants (Pending)	-	-	-	-	-	-	-	-
Other - Capital Reserve	16,250	-	-	-	-	-	-	16,250
<b>Total</b>	<b>349,440</b>	<b>8,190</b>	<b>166,845</b>	<b>-</b>	<b>-</b>	<b>-</b>	<b>-</b>	<b>524,475</b>

<b>Project Title</b> Waterway Improvement Project- 6th Street		<b>Project Number</b> 84525	
<b>Project Description:</b> This project will provide for improved boater access at the end of 6th Street. The project will include an ADA compliant ramp to access a new floating dock and dredging to increase water depth.			
<b>Financial Activity:</b>		<b>Changes from Prior Year:</b>	
January 31, 2024	<u>Expended</u> \$ 18,453	<u>Encumbered</u> \$ -	<u>Total</u> \$ 18,453
January 31, 2025	\$ 52,071	\$ 12,319	\$ 64,390
<b>Operational Impact:</b> Not available at the time of budget presentation. The Department is continuing to research.		<b>Status:</b> This project is in the design phase.	
		<b>Funding:</b> An additional \$52,500 was requested in FY2026 for construction.	
		<b>Scope:</b> No change.	
		<b>Timing:</b> The design of this project experienced delays due to permitting.	
<b>Lead Department:</b> Public Works			
<b>Supporting Department:</b> None			
<b>Non-City Funding Sources:</b> FY2019 \$99K and FY2022 \$250K Department of Natural Resources State Waterway Improvement Grant			
<b>Land Use Plans:</b> Comprehensive Plan and Environmental Protection Goals			


Expenditure Schedule	Prior Approved Appropriations	FY2026 Budget	Capital Improvement Program					Total Project Cost
			FY2027	FY2028	FY2029	FY2030	FY2031	
Land Acquisition	-	-	-	-	-	-	-	-
Planning	-	-	-	-	-	-	-	-
Design	85,000	-	-	-	-	-	-	85,000
Construction	264,000	50,000	-	-	-	-	-	314,000
City Overhead	26,245	11,295	4,397	-	-	-	-	41,937
Other	-	-	-	-	-	-	-	-
<b>Total</b>	<b>375,245</b>	<b>61,295</b>	<b>4,397</b>	<b>-</b>	<b>-</b>	<b>-</b>	<b>-</b>	<b>440,937</b>

Funding Schedule	Prior Approved Appropriations	FY2026 Budget	Capital Improvement Program					Total Project Cost
			FY2027	FY2028	FY2029	FY2030	FY2031	
Bonds	-	61,295	4,397	-	-	-	-	65,692
Pay-Go	-	-	-	-	-	-	-	-
Grants (Approved)	349,000	-	-	-	-	-	-	349,000
Grants (Pending)	-	-	-	-	-	-	-	-
Other - Capital Reserve	26,245	-	-	-	-	-	-	26,245
<b>Total</b>	<b>375,245</b>	<b>61,295</b>	<b>4,397</b>	<b>-</b>	<b>-</b>	<b>-</b>	<b>-</b>	<b>440,937</b>

<b>Project Title</b> Waterway Improvement Project - Amos Garrett Blvd		<b>Project Number</b> 40061	
<b>Project Description:</b> This project will improve water access to the existing Amos Garrett Waterfront Park. The current park experiences a large volume of users and is easily accessible.			
<b>Financial Activity:</b>		<b>Changes from Prior Year:</b>	
	<u>Expended</u> <u>Encumbered</u> <u>Total</u>	<b>Status:</b>	This project is delayed due to pursuing grant funding.
January 31, 2024	\$ -      \$ -      \$ -	<b>Funding:</b>	FY2026 funding was moved to FY2027 and the Department of Natural Resources grant was not approved. The overall project cost decreased due to more accurate cost estimates received.
January 31, 2025	\$ -      \$ -      \$ -	<b>Scope:</b>	No change.
<b>Operational Impact:</b>	Not available at the time of budget presentation. The Department is continuing to research.	<b>Timing:</b>	This project is anticipated to start design in FY2027.
<b>Lead Department:</b> Public Works			
<b>Supporting Department:</b> None			
<b>Non-City Funding Sources:</b>			
<b>Land Use Plans:</b> Comprehensive Plan and Environmental Protection Goals			


Expenditure Schedule	Capital Improvement Program							Total Project Cost
	Prior Approved Appropriations	FY2026 Budget	FY2027	FY2028	FY2029	FY2030	FY2031	
Land Acquisition	-	-	-	-	-	-	-	-
Planning	-	-	-	-	-	-	-	-
Design	50,000	(30,000)	10,000	-	-	-	-	30,000
Construction	-	-	150,000	-	-	-	-	150,000
City Overhead	2,500	(1,500)	8,000	-	-	-	-	9,000
Other	-	-	-	-	-	-	-	-
<b>Total</b>	<b>52,500</b>	<b>(31,500)</b>	<b>168,000</b>	<b>-</b>	<b>-</b>	<b>-</b>	<b>-</b>	<b>189,000</b>

Funding Schedule	Capital Improvement Program							Total Project Cost
	Prior Approved Appropriations	FY2026 Budget	FY2027	FY2028	FY2029	FY2030	FY2031	
Bonds	-	-	93,000	-	-	-	-	93,000
Pay-Go	-	-	-	-	-	-	-	-
Grants (Approved)	30,000	(30,000)	75,000	-	-	-	-	75,000
Grants (Pending)	-	-	-	-	-	-	-	-
Other - Capital Reserve	22,500	(1,500)	-	-	-	-	-	21,000
<b>Total</b>	<b>52,500</b>	<b>(31,500)</b>	<b>168,000</b>	<b>-</b>	<b>-</b>	<b>-</b>	<b>-</b>	<b>189,000</b>

<b>Project Title</b> Waterway Improvement Project - Burnside Street		<b>Project Number</b> NEW	
<b>Project Description:</b> This project will improve water access to the existing Burnside Park. The current park experiences a large volume of users and is easily accessible.			
<b>Financial Activity:</b>		<b>Changes from Prior Year:</b>	
	<u>Expended</u>	<u>Encumbered</u>	<u>Total</u>
January 31, 2024	\$ -	\$ -	\$ -
January 31, 2025	\$ -	\$ -	\$ -
<b>Operational Impact:</b>	Not available at the time of budget presentation. The Department is continuing to research.		
			<b>Status:</b> N/A
			<b>Funding:</b> N/A
			<b>Scope:</b> N/A
			<b>Timing:</b> N/A
<b>Lead Department:</b> Public Works			
<b>Supporting Department:</b> None			
<b>Non-City Funding Sources:</b> Candidate for Department of Natural Resources State Waterway Improvement Grant			
<b>Land Use Plans:</b> Comprehensive Plan and Environmental Protection Goals			


Expenditure Schedule	Prior Approved Appropriations	FY2026 Budget	Capital Improvement Program					Total Project Cost
			FY2027	FY2028	FY2029	FY2030	FY2031	
Land Acquisition	-	-	-	-	-	-	-	-
Planning	-	-	-	-	-	-	-	-
Design	-	-	75,000	-	-	-	-	75,000
Construction	-	-	330,000	-	-	-	-	330,000
City Overhead	-	-	20,250	-	-	-	-	20,250
Other	-	-	-	-	-	-	-	-
<b>Total</b>	-	-	425,250	-	-	-	-	425,250

Funding Schedule	Prior Approved Appropriations	FY2026 Budget	Capital Improvement Program					Total Project Cost
			FY2027	FY2028	FY2029	FY2030	FY2031	
Bonds	-	-	-	-	-	-	-	-
Pay-Go	-	-	-	-	-	-	-	-
Grants (Approved)	-	-	-	-	-	-	-	-
Grants (Pending)	-	-	425,250	-	-	-	-	425,250
Other - Capital Reserve	-	-	-	-	-	-	-	-
<b>Total</b>	-	-	425,250	-	-	-	-	425,250

<b>Project Title</b> Waterway Improvement Project - Cheston Ave		<b>Project Number</b> 40053/84527/84573													
<b>Project Description:</b> This project will replace the bulkhead at Cheston Avenue and add a floating dock secured by two pilings. The existing submerged gravel wetland will be enhanced by removing dead plants and weeds and replacing them with plants native to Maryland.															
<b>Financial Activity:</b>  <table border="1"> <thead> <tr> <th></th> <th style="text-align: right;"><u>Expended</u></th> <th style="text-align: right;"><u>Encumbered</u></th> <th style="text-align: right;"><u>Total</u></th> </tr> </thead> <tbody> <tr> <td>January 31, 2024</td> <td style="text-align: right;">\$ 74,591</td> <td style="text-align: right;">\$ -</td> <td style="text-align: right;">\$ 74,591</td> </tr> <tr> <td>January 31, 2025</td> <td style="text-align: right;">\$ 81,796</td> <td style="text-align: right;">\$ 3,189</td> <td style="text-align: right;">\$ 84,985</td> </tr> </tbody> </table>			<u>Expended</u>	<u>Encumbered</u>	<u>Total</u>	January 31, 2024	\$ 74,591	\$ -	\$ 74,591	January 31, 2025	\$ 81,796	\$ 3,189	\$ 84,985	<b>Changes from Prior Year:</b>  <b>Status:</b> This project is complete.  <b>Funding:</b> \$114,552 was deappropriated from this project to match actual spend.  <b>Scope:</b> No change.  <b>Timing:</b> This project is complete.	
	<u>Expended</u>	<u>Encumbered</u>	<u>Total</u>												
January 31, 2024	\$ 74,591	\$ -	\$ 74,591												
January 31, 2025	\$ 81,796	\$ 3,189	\$ 84,985												
<b>Operational Impact:</b> Not available at the time of budget presentation. The Department is continuing to research.															
<b>Lead Department:</b> Public Works  <b>Supporting Department:</b> None															
<b>Non-City Funding Sources:</b> Department of Natural Resources State Waterway Improvement Grant															
<b>Land Use Plans:</b> Comprehensive Plan and Environmental Protection Goals															


Expenditure Schedule	Prior Approved Appropriations	FY2026 Budget	Capital Improvement Program					Total Project Cost
			FY2027	FY2028	FY2029	FY2030	FY2031	
Land Acquisition	-	-	-	-	-	-	-	-
Planning	-	-	-	-	-	-	-	-
Design	-	-	-	-	-	-	-	-
Construction	455,000	(108,375)	-	-	-	-	-	346,625
City Overhead	23,250	(6,177)	-	-	-	-	-	17,073
Other	-	-	-	-	-	-	-	-
<b>Total</b>	478,250	(114,552)	-	-	-	-	-	363,698

Funding Schedule	Prior Approved Appropriations	FY2026 Budget	Capital Improvement Program					Total Project Cost
			FY2027	FY2028	FY2029	FY2030	FY2031	
Bonds	-	-	-	-	-	-	-	-
Pay-Go	-	-	-	-	-	-	-	-
Pay-Go - Watershed	40,000	-	-	-	-	-	-	40,000
Grants (Approved)	415,000	(114,552)	-	-	-	-	-	300,448
Grants (Pending)	-	-	-	-	-	-	-	-
Other - Capital Reserve	23,250	-	-	-	-	-	-	23,250
<b>Total</b>	478,250	(114,552)	-	-	-	-	-	363,698

<b>Project Title</b> Waterway Improvement Project - Conduit Street		<b>Project Number</b> TBD	
<b>Project Description:</b>  The deteriorating bulkhead will be repaired or replaced, and water access will be improved to the existing street end park at Conduit Street.			
<b>Financial Activity:</b>		<b>Changes from Prior Year:</b>	
	<u>Expended</u> <u>Encumbered</u> <u>Total</u>	<b>Status:</b>	This project is in the planning phase.
January 31, 2024	N/A              N/A              N/A	<b>Funding:</b>	An additional \$126,000 was requested for bulkhead repair and replacement.
January 31, 2025	N/A              N/A              N/A	<b>Scope:</b>	The replacement and repair of the bulkhead was added.
<b>Operational Impact:</b>	Not available at the time of budget presentation. The Department is continuing to research.	<b>Timing:</b>	The design of this project is anticipated to start in FY2026.
<b>Lead Department:</b> Public Works			
<b>Supporting Department:</b> None			
<b>Non-City Funding Sources:</b> Candidate for Department of Natural Resources Waterway Improvement Fund Grant			
<b>Land Use Plans:</b> Comprehensive Plan and Environmental Protection Goals			


Expenditure Schedule	Prior Approved Appropriations	FY2026 Budget	Capital Improvement Program					Total Project Cost
			FY2027	FY2028	FY2029	FY2030	FY2031	
Land Acquisition	-	-	-	-	-	-	-	-
Planning	-	-	-	-	-	-	-	-
Design	-	-	70,000	-	-	-	-	70,000
Construction	-	-	-	300,000	-	-	-	300,000
City Overhead	-	-	3,500	15,000	-	-	-	18,500
Other	-	-	-	-	-	-	-	-
<b>Total</b>	-	-	73,500	315,000	-	-	-	388,500

Funding Schedule	Prior Approved Appropriations	FY2026 Budget	Capital Improvement Program					Total Project Cost
			FY2027	FY2028	FY2029	FY2030	FY2031	
Bonds	-	-	73,500	150,000	-	-	-	223,500
Pay-Go	-	-	-	-	-	-	-	-
Grants (Approved)	-	-	-	-	-	-	-	-
Grants (Pending)	-	-	-	150,000	-	-	-	150,000
Other - Capital Reserve	-	-	-	15,000	-	-	-	15,000
<b>Total</b>	-	-	73,500	315,000	-	-	-	388,500

<b>Project Title</b> Waterway Improvement Project - Shipwright Street		<b>Project Number</b> 40084	
<b>Project Description:</b>  This project will provide improvements related to public waterway access. Improvements may include an ADA compliant gangway and floating dock, bulkhead replacement or repairment, and street end enhancements.			
<b>Financial Activity:</b>		<b>Changes from Prior Year:</b>	
	<u>Expended</u> <u>Encumbered</u> <u>Total</u>	<b>Status:</b>	This project is in the planning phase.
January 31, 2024	\$ -      \$ -      \$ -	<b>Funding:</b>	No change.
January 31, 2025	\$ -      \$ -      \$ -	<b>Scope:</b>	No change.
<b>Operational Impact:</b>	Not available at the time of budget presentation. The Department is continuing to research.	<b>Timing:</b>	The design phase is anticipated to start FY2026.
<b>Lead Department:</b> Public Works			
<b>Supporting Department:</b> None			
<b>Non-City Funding Sources:</b> FY2023 \$75K and FY2024 \$250K Department of Natural Resources State Waterway Improvement Grant			
<b>Land Use Plans:</b> Comprehensive Plan and Transportation Goals			

Expenditure Schedule	Prior Approved Appropriations	FY2026 Budget	Capital Improvement Program					Total Project Cost
			FY2027	FY2028	FY2029	FY2030	FY2031	
Land Acquisition	-	-	-	-	-	-	-	-
Planning	-	-	-	-	-	-	-	-
Design	75,000	-	-	-	-	-	-	75,000
Construction	250,000	-	-	-	-	-	-	250,000
City Overhead	24,440	8,190	4,095	-	-	-	-	36,725
Other	-	-	-	-	-	-	-	-
<b>Total</b>	<b>349,440</b>	<b>8,190</b>	<b>4,095</b>	<b>-</b>	<b>-</b>	<b>-</b>	<b>-</b>	<b>361,725</b>


Funding Schedule	Prior Approved Appropriations	FY2026 Budget	Capital Improvement Program					Total Project Cost
			FY2027	FY2028	FY2029	FY2030	FY2031	
Bonds	8,190	8,190	4,095	-	-	-	-	20,475
Pay-Go	-	-	-	-	-	-	-	-
Grants	325,000	-	-	-	-	-	-	325,000
Other - Capital Reserve	16,250	-	-	-	-	-	-	16,250
<b>Total</b>	<b>349,440</b>	<b>8,190</b>	<b>4,095</b>	<b>-</b>	<b>-</b>	<b>-</b>	<b>-</b>	<b>361,725</b>

<b>Project Title</b> Waterway Improvement Project - Thompson Street		<b>Project Number</b> 40062	
<b>Project Description:</b> This project will improve water access at the end of Thompson Street. The street end park at Spa Creek will be converted to a living shoreline, and the dilapidated fixed pier will be replaced with a floating dock if permittable by MDE/USACE. Upstream slope, erosion and drainage issues will be repaired to prevent future siltation and to help maintain water depth.			
<b>Financial Activity:</b>		<b>Changes from Prior Year:</b>	
	<u>Expended</u> <u>Encumbered</u> <u>Total</u>	<b>Status:</b>	Concept design is underway.
January 31, 2024	\$ -      \$ -      \$ -	<b>Funding:</b>	No change.
January 31, 2025	\$ -      \$ -      \$ -	<b>Scope:</b>	A living shoreline was added.
<b>Operational Impact:</b>	Not available at the time of budget presentation. The Department is continuing to research.	<b>Timing:</b>	Individual awards under the City's general marine design-build contract are expected in FY2025.
<b>Leading Department:</b> Public Works			
<b>Supporting Department:</b> None			
<b>Non-City Funding Sources:</b> None			
<b>Land Use Plans:</b> Comprehensive Plan and Environmental Protection Goals			

Expenditure Schedule	Capital Improvement Program							Total Project Cost
	Prior Approved Appropriations	FY2026 Budget	FY2027	FY2028	FY2029	FY2030	FY2031	
Land Acquisition	-	-	-	-	-	-	-	-
Planning	-	-	-	-	-	-	-	-
Design	50,000	-	-	-	-	-	-	50,000
Construction	260,000	-	-	-	-	-	-	260,000
City Overhead	23,312	7,812	3,906	-	-	-	-	35,030
Other	-	-	-	-	-	-	-	-
<b>Total</b>	<b>333,312</b>	<b>7,812</b>	<b>3,906</b>	<b>-</b>	<b>-</b>	<b>-</b>	<b>-</b>	<b>345,030</b>


Funding Schedule	Capital Improvement Program							Total Project Cost
	Prior Approved Appropriations	FY2026 Budget	FY2027	FY2028	FY2029	FY2030	FY2031	
Bonds	280,812	7,812	3,906	-	-	-	-	292,530
Pay-Go	-	-	-	-	-	-	-	-
Grants	-	-	-	-	-	-	-	-
Other - Capital Reserve	52,500	-	-	-	-	-	-	52,500
<b>Total</b>	<b>333,312</b>	<b>7,812</b>	<b>3,906</b>	<b>-</b>	<b>-</b>	<b>-</b>	<b>-</b>	<b>345,030</b>



<b>Project Title</b> Waterway Improvement Project - Truxtun Pump House Rd		<b>Project Number</b> 40085	
<b>Project Description:</b> A floating dock with gangway for water access will be installed at the base of Pump House Road in Truxtun Park.			
<b>Financial Activity:</b>		<b>Changes from Prior Year:</b>	
	<u>Expended</u> <u>Encumbered</u> <u>Total</u>	<b>Status:</b>	This project is in the design phase. The project is pending DNR approval.
January 31, 2024	\$       -       \$       -       \$       -	<b>Funding:</b>	No change.
January 31, 2025	\$     9,754    \$     3,915    \$    13,668	<b>Scope:</b>	No change.
<b>Operational Impact:</b> Not available at the time of budget presentation. The Department is continuing to research.		<b>Timing:</b>	The project is anticipated to be completed in FY2026.
<b>Lead Department:</b> Public Works			
<b>Supporting Department:</b> None			
<b>Non-City Funding Sources:</b> None			
<b>Land Use Plans:</b> Comprehensive Plan and Environmental Protection Goals			


Expenditure Schedule	Prior Approved Appropriations	FY2026 Budget	Capital Improvement Program					Total Project Cost
			FY2027	FY2028	FY2029	FY2030	FY2031	
Land Acquisition	-	-	-	-	-	-	-	-
Planning	-	-	-	-	-	-	-	-
Design	15,000	-	-	-	-	-	-	15,000
Construction	80,000	-	-	-	-	-	-	80,000
City Overhead	7,144	2,394	1,197	-	-	-	-	10,735
Other	-	-	-	-	-	-	-	-
<b>Total</b>	<b>102,144</b>	<b>2,394</b>	<b>1,197</b>	<b>-</b>	<b>-</b>	<b>-</b>	<b>-</b>	<b>105,735</b>

Funding Schedule	Prior Approved Appropriations	FY2026 Budget	Capital Improvement Program					Total Project Cost
			FY2027	FY2028	FY2029	FY2030	FY2031	
Bonds	102,144	2,394	1,197	-	-	-	-	105,735
Pay-Go	-	-	-	-	-	-	-	-
Grants (Approved)	-	-	-	-	-	-	-	-
Grants (Pending)	-	-	-	-	-	-	-	-
Other - Capital Reserve	-	-	-	-	-	-	-	-
<b>Total</b>	<b>102,144</b>	<b>2,394</b>	<b>1,197</b>	<b>-</b>	<b>-</b>	<b>-</b>	<b>-</b>	<b>105,735</b>

<b>Project Title</b> Waterworks Buildings and Parking Improvements		<b>Project Number</b> 40063													
<b>Project Description:</b> <p>This project provided for planning and design of improvements to two historic buildings and associated parking, site layout, and circulation, located at Waterworks Park and the Annapolis Water Treatment Plant.</p> <p>Public accessibility and programming concepts for the renovated and new buildings includes a restaurant, retail, and an outdoor event venue. The design, construction, and operation of the facilities will move forward under a Public Private Partnership (3P).</p> <p>City funded construction includes a parking area at the North entrance to the trail network, and trail enhancements.</p>															
<b>Financial Activity:</b> <table border="1" style="width: 100%; border-collapse: collapse;"> <thead> <tr> <th></th> <th style="text-align: right;"><u>Expended</u></th> <th style="text-align: right;"><u>Encumbered</u></th> <th style="text-align: right;"><u>Total</u></th> </tr> </thead> <tbody> <tr> <td>January 31, 2024</td> <td style="text-align: right;">\$ -</td> <td style="text-align: right;">\$ -</td> <td style="text-align: right;">\$ -</td> </tr> <tr> <td>January 31, 2025</td> <td style="text-align: right;">\$ 2,900.00</td> <td style="text-align: right;">\$ -</td> <td style="text-align: right;">\$ 2,900.00</td> </tr> </tbody> </table> <p><b>Operational Impact:</b> Indeterminate</p>			<u>Expended</u>	<u>Encumbered</u>	<u>Total</u>	January 31, 2024	\$ -	\$ -	\$ -	January 31, 2025	\$ 2,900.00	\$ -	\$ 2,900.00	<b>Changes from Prior Year:</b> <p><b>Status:</b> The project is in the planning stage.</p> <p><b>Funding:</b> An additional \$262,500 was requested in FY2026 for fencing.</p> <p><b>Scope:</b> Additional fencing was added to open and utilize the plant building.</p> <p><b>Timing:</b> Design and permitting phase are anticipated to begin in FY2026.</p>	
	<u>Expended</u>	<u>Encumbered</u>	<u>Total</u>												
January 31, 2024	\$ -	\$ -	\$ -												
January 31, 2025	\$ 2,900.00	\$ -	\$ 2,900.00												
<b>Lead Department:</b> Public Works															
<b>Supporting Department:</b> None															
<b>Non-City Funding Sources:</b> None															
<b>Land Use Plans:</b> None															


Expenditure Schedule	Prior Approved Appropriations	FY2026 Budget	Capital Improvement Program					Total Project Cost
			FY2027	FY2028	FY2029	FY2030	FY2031	
Land Acquisition	-	-	-	-	-	-	-	-
Planning	-	-	-	-	-	-	-	-
Design	10,000	-	-	-	-	-	-	10,000
Construction	60,000	250,000	-	-	-	-	-	310,000
City Overhead	3,500	12,500	-	-	-	-	-	16,000
Other	-	-	-	-	-	-	-	-
<b>Total</b>	<b>73,500</b>	<b>262,500</b>	-	-	-	-	-	<b>336,000</b>

Funding Schedule	Prior Approved Appropriations	FY2026 Budget	Capital Improvement Program					Total Project Cost
			FY2027	FY2028	FY2029	FY2030	FY2031	
Bonds	-	-	-	-	-	-	-	-
Pay-Go	-	-	-	-	-	-	-	-
Grants (Approved)	-	-	-	-	-	-	-	-
Grants (Pending)	-	-	-	-	-	-	-	-
Other - Capital Reserve	73,500	262,500	-	-	-	-	-	336,000
<b>Total</b>	<b>73,500</b>	<b>262,500</b>	-	-	-	-	-	<b>336,000</b>

<b>Project Title</b> Wells Cove			<b>Project Number</b> NEW		
<b>Project Description:</b>  This is an improvement project to a street-end park that was created thirty years ago but never formalized for public access until recently. The park is a modest 5ft trail to Spa Creek. Concept design for the park was completed in FY25 with substantial community involvement. Because of the limited size and scope of the project, both design and construction phases will be completed in FY26. Proposed improvements include regrading with new trail surface material, low retaining wall, fencing, sidewalk connection, and improved signage.					
<b>Financial Activity:</b>					
	<u>Expended</u>	<u>Encumbered</u>	<u>Total</u>	<b>Status:</b>	N/A
January 31, 2024		\$ -	\$ -	<b>Funding:</b>	N/A
January 31, 2025		\$ -	\$ -	<b>Scope:</b>	N/A
<b>Operational Impact:</b>	Not available at the time of budget presentation. The Department is continuing to research.			<b>Timing:</b>	N/A
<b>Lead Department:</b> Planning and Zoning					
<b>Supporting Department:</b> Public Works					
<b>Non-City Funding Sources:</b>					
<b>Land Use Plans:</b> Comprehensive Plan; Public Water Access Plan (Not Adopted Yet)					


Expenditure Schedule	Prior Approved Appropriations	FY2026 Budget	Capital Improvement Program					Total Project Cost
			FY2027	FY2028	FY2029	FY2030	FY2031	
Land Acquisition	-	-	-	-	-	-	-	-
Planning	-	-	-	-	-	-	-	-
Design	-	-	-	-	-	-	-	-
Construction	-	100,000	-	-	-	-	-	100,000
City Overhead	-	5,000	-	-	-	-	-	5,000
Other	-	-	-	-	-	-	-	-
<b>Total</b>	-	105,000	-	-	-	-	-	105,000

Funding Schedule	Prior Approved Appropriations	FY2026 Budget	Capital Improvement Program					Total Project Cost
			FY2027	FY2028	FY2029	FY2030	FY2031	
Bonds	-	105,000	-	-	-	-	-	105,000
Pay-Go	-	-	-	-	-	-	-	-
Grants (Approved)	-	-	-	-	-	-	-	-
Grants (Pending)	-	-	-	-	-	-	-	-
Other - Capital Reserve	-	-	-	-	-	-	-	-
<b>Total</b>	-	105,000	-	-	-	-	-	105,000

<b>Project Title</b> West East Express Bikeway		<b>Project Number</b> 40052													
<b>Project Description:</b> This project will complete the long envisioned West East Express (WEE) bikeway which will connect Downtown Annapolis to Parole along the former WB&A railroad corridor. The project has been recommended in numerous plans including the Annapolis Bicycle Master Plan (2011). This project consists of three distinct segments: Inner WEE which connects Calvert Street to Taylor Avenue; improvements to the existing Poplar Trail (Taylor Avenue to Admiral Drive); and the Outer WEE which connects Admiral Drive to MD 2 / Solomons Island Road along various public and private right-of-ways. The overall project will become the spine of the City's trail system and connect numerous diverse communities to important services, conveniences, destinations, jobs, and recreation. The project will also dramatically improve the safety of bike travel and support City policy to encourage alternative transportation options. The project includes planning, land acquisition, design, easements, and construction.															
<b>Financial Activity:</b>  <table border="1"> <thead> <tr> <th></th> <th><u>Expended</u></th> <th><u>Encumbered</u></th> <th><u>Total</u></th> </tr> </thead> <tbody> <tr> <td>January 31, 2024</td> <td>\$ 47,304</td> <td>\$ -</td> <td>\$ 47,304</td> </tr> <tr> <td>January 31, 2025</td> <td>\$ 364,262</td> <td>\$ 575,011</td> <td>\$ 939,273</td> </tr> </tbody> </table>			<u>Expended</u>	<u>Encumbered</u>	<u>Total</u>	January 31, 2024	\$ 47,304	\$ -	\$ 47,304	January 31, 2025	\$ 364,262	\$ 575,011	\$ 939,273	<b>Changes from Prior Year:</b>  <b>Status:</b> The project is in the design phase.  <b>Funding:</b> An additional grant of \$748,000 from the Maryland Recreational Trails Program was received in FY2026.  <b>Scope:</b> No change.  <b>Timing:</b> Construction is anticipated to begin in FY2026.	
	<u>Expended</u>	<u>Encumbered</u>	<u>Total</u>												
January 31, 2024	\$ 47,304	\$ -	\$ 47,304												
January 31, 2025	\$ 364,262	\$ 575,011	\$ 939,273												
<b>Operational Impact:</b> Not available at the time of budget presentation. The Department is continuing to research.															
<b>Lead Department:</b> Planning and Zoning  <b>Supporting Department:</b> None															
<b>Non-City Funding Sources:</b> Maryland Department of Transportation: Maryland Bikeways - \$809,000; Maryland Recreational Trails Program - \$2,750,000; Maryland Transportation Alternatives Program - \$2,750,000															
<b>Land Use Plans:</b> Comprehensive Plan (2009), Annapolis Bicycle Master Plan (2011), and Quality of Life Goals															


Expenditure Schedule	Prior Approved Appropriations	FY2026 Budget	Capital Improvement Program					Total Project Cost
			FY2027	FY2028	FY2029	FY2030	FY2031	
Land Acquisition	-	-	-	-	-	-	-	-
Planning	-	-	-	-	-	-	-	-
Design	865,000	-	-	-	-	-	-	865,000
Construction	5,702,400	748,000	-	-	-	-	-	6,450,400
City Overhead	355,953	27,583	13,792	-	-	-	-	397,328
Other	-	-	-	-	-	-	-	-
<b>Total</b>	<b>6,923,353</b>	<b>775,583</b>	<b>13,792</b>	<b>-</b>	<b>-</b>	<b>-</b>	<b>-</b>	<b>7,712,728</b>

Funding Schedule	Prior Approved Appropriations	FY2026 Budget	Capital Improvement Program					Total Project Cost
			FY2027	FY2028	FY2029	FY2030	FY2031	
Bonds	1,306,353	27,583	13,792	-	-	-	-	1,347,728.00
Pay-Go	-	-	-	-	-	-	-	-
Grants (Approved)	5,561,000	748,000	-	-	-	-	-	6,309,000
Grants (Pending)	-	-	-	-	-	-	-	-
Other - Capital Reserve	56,000	-	-	-	-	-	-	56,000
<b>Total</b>	<b>6,923,353</b>	<b>775,583</b>	<b>13,792</b>	<b>-</b>	<b>-</b>	<b>-</b>	<b>-</b>	<b>7,712,728</b>

<b>Project Title</b> Gotts Garage Elevator Replacement		<b>Project Number</b> 73007	
<b>Project Description:</b> The City owns and operates a parking garage located at 25 Calvert Street. The garage, built in the early 1990's, has operated with it's original two elevators for close to thirty years. The two elevators have reached a stage where repair and maintenance expenses are no longer a cost-effective or viable option. This project will consist of dismantling both elevator cars and associated shaft equipment, updating or replacing electrical equipment in elevator machine room, and purchasing and installing new elevators.			
<b>Financial Activity:</b>		<b>Changes from Prior Year:</b>	
January 31, 2024	<u>Expended</u> \$ -	<u>Encumbered</u> \$ -	<u>Total</u> \$ -
January 31, 2025	\$ -	\$ -	\$ -
<b>Operational Impact:</b>	Not available at the time of budget presentation. The Department is continuing to research.		
		<b>Status:</b>	This project is in the design phase.
		<b>Funding:</b>	No change.
		<b>Scope:</b>	No change.
		<b>Timing:</b>	Elevator replacement is anticipated to begin in FY2026.
<b>Lead Department:</b> Transportation			
<b>Supporting Department:</b> Central Services			
<b>Non-City Funding Sources:</b> None			
<b>Land Use Plans:</b> None			

Expenditure Schedule	Capital Improvement Program							Total Project Cost
	Prior Approved Appropriations	FY2026 Budget	FY2027	FY2028	FY2029	FY2030	FY2031	
Land Acquisition	-	-	-	-	-	-	-	-
Planning	-	-	-	-	-	-	-	-
Design	20,000	-	-	-	-	-	-	20,000
Construction	820,000	-	-	-	-	-	-	820,000
City Overhead	42,000	-	-	-	-	-	-	42,000
Other	-	-	-	-	-	-	-	-
<b>Total</b>	<b>882,000</b>	<b>-</b>	<b>-</b>	<b>-</b>	<b>-</b>	<b>-</b>	<b>-</b>	<b>882,000</b>

Funding Schedule	Capital Improvement Program							Total Project Cost
	Prior Approved Appropriations	FY2026 Budget	FY2027	FY2028	FY2029	FY2030	FY2031	
Bonds	882,000	-	-	-	-	-	-	882,000
Pay-Go	-	-	-	-	-	-	-	-
Grants (Approved)	-	-	-	-	-	-	-	-
Grants (Pending)	-	-	-	-	-	-	-	-
Other - Capital Reserve	-	-	-	-	-	-	-	-
<b>Total</b>	<b>882,000</b>	<b>-</b>	<b>-</b>	<b>-</b>	<b>-</b>	<b>-</b>	<b>-</b>	<b>882,000</b>

<b>Project Title</b> Knighton Garage Elevator Replacement		<b>Project Number</b> New	
<b>Project Description:</b> The City owns and operates a parking garage located at 1A Colonial Avenue. The garage, built in 2003, has operated with its original two elevators for close to twenty-five years. The two elevators have reached a stage where repair and maintenance expenses are no longer a cost-effective or viable option. This project will consist of dismantling both elevator cars and associated shaft equipment, updating or replacing electrical equipment in elevator machine room, and purchasing and installing new elevators.			
<b>Financial Activity:</b>		<b>Changes from Prior Year:</b>	
	<u>Expended</u> <u>Encumbered</u> <u>Total</u>	<b>Status:</b>	N/A
January 31, 2024	\$ -      \$ -      \$ -	<b>Funding:</b>	N/A
January 31, 2025	\$ -      \$ -      \$ -	<b>Scope:</b>	N/A
<b>Operational Impact:</b>	Not available at the time of budget presentation. The Department is continuing to research.	<b>Timing:</b>	N/A
<b>Lead Department:</b> Transportation			
<b>Supporting Department:</b> Central Services			
<b>Non-City Funding Sources:</b> None			
<b>Land Use Plans:</b> None			


Expenditure Schedule	Prior Approved Appropriations	FY2026 Budget	Capital Improvement Program					Total Project Cost
			FY2027	FY2028	FY2029	FY2030	FY2031	
Land Acquisition	-	-	-	-	-	-	-	-
Planning	-	-	-	-	-	-	-	-
Design	-	15,000	15,000	-	-	-	-	30,000
Construction	-	400,000	400,000	-	-	-	-	800,000
City Overhead	-	20,750	20,750	-	-	-	-	41,500
Other	-	-	-	-	-	-	-	-
<b>Total</b>	-	435,750	435,750	-	-	-	-	871,500

Funding Schedule	Prior Approved Appropriations	FY2026 Budget	Capital Improvement Program					Total Project Cost
			FY2027	FY2028	FY2029	FY2030	FY2031	
Bonds	-	435,750	435,750	-	-	-	-	871,500
Pay-Go	-	-	-	-	-	-	-	-
Grants (Approved)	-	-	-	-	-	-	-	-
Grants (Pending)	-	-	-	-	-	-	-	-
Other - Capital Reserve	-	-	-	-	-	-	-	-
<b>Total</b>	-	435,750	435,750	-	-	-	-	871,500

<b>Project Title:</b> Parking Access Control Management System	<b>Project Number:</b> 73004
---	---------------------------------

**Project Description:**

This project will replace the existing entry and exit gates at the Gotts Garage, Knighton Garage, Park Place Garage, and the Larkin Street surface lot. The current access system relies on outdated technology which is prone to failure and requires extensive maintenance. The replacement systems will be scalable and provide intelligent parking solutions customized to meet the needs of the end user. The improvements are part of a larger plan to upgrade services for better tracking of parking usage and behaviors, enabling more efficient use of resources.



**Financial Activity:**

	<u>Expended</u>	<u>Encumbered</u>	<u>Total</u>
January 31, 2024	\$ 14,200	\$ -	\$ 14,200
January 31, 2025	\$ 14,200	\$ -	\$ 14,200

**Operational Impact:** Not available at the time of budget presentation. The Department is continuing to research.

**Changes from Prior Year:**

**Status:** This project is complete.

**Funding:** \$315,000 was removed in FY2026 to match actual spend.

**Scope:** No change.

**Timing:** This project is complete.

**Lead Department:** Transportation


**Supporting Department:** None

**Non-City Funding Sources:**  
None

**Land Use Plans:**  
None

Expenditure Schedule	Capital Improvement Program							Total Project Cost
	Prior Approved Appropriations	FY2026 Budget	FY2027	FY2028	FY2029	FY2030	FY2031	
Land Acquisition	-	-	-	-	-	-	-	-
Planning	-	-	-	-	-	-	-	-
Design	-	-	-	-	-	-	-	-
Construction	314,000	(299,800)	-	-	-	-	-	14,200
City Overhead	15,700	(15,700)	-	-	-	-	-	-
Other	-	-	-	-	-	-	-	-
<b>Total</b>	<b>329,700</b>	<b>(315,500)</b>	<b>-</b>	<b>-</b>	<b>-</b>	<b>-</b>	<b>-</b>	<b>14,200</b>


Funding Schedule	Capital Improvement Program							Total Project Cost
	Prior Approved Appropriations	FY2026 Budget	FY2027	FY2028	FY2029	FY2030	FY2031	
Bonds	329,700	(315,500)	-	-	-	-	-	14,200
Pay-Go	-	-	-	-	-	-	-	-
Grants (Approved)	-	-	-	-	-	-	-	-
Grants (Pending)	-	-	-	-	-	-	-	-
Other	-	-	-	-	-	-	-	-
<b>Total</b>	<b>329,700</b>	<b>(315,500)</b>	<b>-</b>	<b>-</b>	<b>-</b>	<b>-</b>	<b>-</b>	<b>14,200</b>

<b>Project Title</b> Parking Garage and Lot Improvements		<b>Project Number</b> 73009	
<b>Project Description:</b> This project will provide funding for annual capital repairs to the City-owned parking garages and parking lots, such as building, asphalt and concrete repairs. Facilities include Gotts Court Garage, Knighton Garage, Park Place Garage, and Larkin Street surface lot.			
<b>Financial Activity:</b>		<b>Changes from Prior Year:</b>	
	<u>Expended</u> <u>Encumbered</u> <u>Total</u>	<b>Status:</b>	A parking garage consultant is currently completing an assessment of all City-owned garages.
January 31, 2024	\$ 67,500    \$ 42,000    \$ 109,500	<b>Funding:</b>	No change.
January 31, 2025	\$ 112,000    \$ 7,248    \$ 119,248	<b>Scope:</b>	No change.
<b>Operational Impact:</b>	Not available at the time of budget presentation. The Department is continuing to research.	<b>Timing:</b>	The assessment report findings will be addressed in FY2026.
<b>Lead Department:</b> Transportation			
<b>Supporting Department:</b> Central Services			
<b>Non-City Funding Sources:</b> None			
<b>Land Use Plans:</b> None			

Expenditure Schedule	Capital Improvement Program							Total Project Cost
	Prior Approved Appropriations	FY2026 Budget	FY2027	FY2028	FY2029	FY2030	FY2031	
Land Acquisition	-	-	-	-	-	-	-	-
Planning	150,000	-	-	-	-	-	-	150,000
Design	-	-	-	-	-	-	-	-
Construction	460,000	350,000	100,000	100,000	100,000	100,000	100,000	1,310,000
City Overhead	23,000	17,500	5,000	5,000	5,000	5,000	5,000	65,500
Other	-	-	-	-	-	-	-	-
<b>Total</b>	<b>633,000</b>	<b>367,500</b>	<b>105,000</b>	<b>105,000</b>	<b>105,000</b>	<b>105,000</b>	<b>105,000</b>	<b>1,525,500</b>


Funding Schedule	Capital Improvement Program							Total Project Cost
	Prior Approved Appropriations	FY2026 Budget	FY2027	FY2028	FY2029	FY2030	FY2031	
Bonds	-	-	-	-	-	-	-	-
Pay-Go	633,000	367,500	105,000	105,000	105,000	105,000	105,000	1,525,500
Grants (Approved)	-	-	-	-	-	-	-	-
Grants (Pending)	-	-	-	-	-	-	-	-
Other - Capital Reserve	-	-	-	-	-	-	-	-
<b>Total</b>	<b>633,000</b>	<b>367,500</b>	<b>105,000</b>	<b>105,000</b>	<b>105,000</b>	<b>105,000</b>	<b>105,000</b>	<b>1,525,500</b>



<b>Project Title</b> Bus Shelter Rehabilitation		<b>Project Number</b> NEW	
<b>Project Description:</b> There are 51 bus shelters located in the City of Annapolis, and several are in need of rehabilitation due to noncompliance with the Americans with Disabilities Act (ADA) and other issues. Potential projects that need immediate attention include shelters located on Admiral Drive at Captains Circle and on Bay Ridge Avenue across the road from and to the north of Ben's Drive. Some projects will be constructed in conjunction with sidewalk projects.			
<b>Financial Activity:</b>		<b>Changes from Prior Year:</b>	
	<u>Expended</u> <u>Encumbered</u> <u>Total</u>	<b>Status:</b>	N/A
January 31, 2024	\$ -      \$ -      \$ -	<b>Funding:</b>	N/A
January 31, 2025	\$ -      \$ -      \$ -	<b>Scope:</b>	N/A
<b>Operational Impact:</b>	Not available at the time of budget presentation. The Department is continuing to research.	<b>Timing:</b>	N/A
<b>Lead Department:</b> Transportation			
<b>Supporting Department:</b> None			
<b>Non-City Funding Sources:</b> None			
<b>Land Use Plans:</b> None			


Capital Improvement Program								
Expenditure Schedule	Prior Approved Appropriations	FY2026 Budget	FY2027	FY2028	FY2029	FY2030	FY2031	Total Project Cost
Land Acquisition	-	20,000	20,000	20,000	20,000	20,000	20,000	120,000
Planning	-	10,000	10,000	10,000	10,000	10,000	10,000	60,000
Design	-	15,000	15,000	15,000	15,000	15,000	15,000	90,000
Construction	-	30,000	30,000	30,000	30,000	30,000	30,000	180,000
City Overhead	-	3,500	3,750	3,750	3,750	3,750	3,750	22,250
Other	-	-	-	-	-	-	-	-
<b>Total</b>	-	78,500	78,750	78,750	78,750	78,750	78,750	472,250

Capital Improvement Program								
Funding Schedule	Prior Approved Appropriations	FY2026 Budget	FY2027	FY2028	FY2029	FY2030	FY2031	Total Project Cost
Bonds	-	-	-	-	-	-	-	-
Pay-Go	-	-	-	-	-	-	-	-
Grants (Approved)	-	-	-	-	-	-	-	-
Grants (Pending)	-	-	-	-	-	-	-	-
Other - Capital Reserve	-	78,500	78,750	78,750	78,750	78,750	78,750	472,250
<b>Total</b>	-	78,500	78,750	78,750	78,750	78,750	78,750	472,250

<b>Project Title</b> Transportation Charging Infrastructure		<b>Project Number</b> 73010	
<b>Project Description:</b> Charging infrastructure will be installed in the bus parking area of the Transportation Department. Two electric buses are on order and future electric bus purchases are planned. Several charging stations, including software and infrastructure, will be installed. The Department would like to purchase and install a new emergency generator to provide backup power for the facility and new electric vehicle charging stations.			
<b>Financial Activity:</b>		<b>Changes from Prior Year:</b>	
January 31, 2024	<u>Expended</u> \$ -	<u>Encumbered</u> \$ -	<u>Total</u> \$ -
January 31, 2025	\$ 69,083.33	\$ 60,416.31	\$ 129,499.64
<b>Operational Impact:</b>	Not available at the time of budget presentation. The Department is continuing to research.		<b>Status:</b> The project is in the design phase.
			<b>Funding:</b> An additional \$1.15M was requested in FY2026 to complete the project.
			<b>Scope:</b> No change.
			<b>Timing:</b> Construction is anticipated to begin FY2026.
<b>Lead Department:</b> Transportation			
<b>Supporting Department:</b> None			
<b>Non-City Funding Sources:</b> None			
<b>Land Use Plans:</b> None			


Expenditure Schedule	Prior Approved Appropriations	FY2026 Budget	Capital Improvement Program					Total Project Cost
			FY2027	FY2028	FY2029	FY2030	FY2031	
Land Acquisition	-	-	-	-	-	-	-	-
Planning	-	-	-	-	-	-	-	-
Design	30,000	-	-	-	-	-	-	30,000
Construction	660,000	1,100,000	-	-	-	-	-	1,760,000
City Overhead	34,500	55,000	-	-	-	-	-	89,500
<b>Total</b>	<b>724,500</b>	<b>1,155,000</b>	<b>-</b>	<b>-</b>	<b>-</b>	<b>-</b>	<b>-</b>	<b>1,879,500</b>

Funding Schedule	Prior Approved Appropriations	FY2026 Budget	Capital Improvement Program					Total Project Cost
			FY2027	FY2028	FY2029	FY2030	FY2031	
Bonds	724,500	1,155,000	-	-	-	-	-	1,879,500
Pay-Go	-	-	-	-	-	-	-	-
Grants (Approved)	-	-	-	-	-	-	-	-
Grants (Pending)	-	-	-	-	-	-	-	-
Other	-	-	-	-	-	-	-	-
<b>Total</b>	<b>724,500</b>	<b>1,155,000</b>	<b>-</b>	<b>-</b>	<b>-</b>	<b>-</b>	<b>-</b>	<b>1,879,500</b>

<b>Project Title</b> Department of Transportation Roof Replacement		<b>Project Number</b> 73008	
<b>Project Description:</b> This project is to address the maintenance shop and administration building roofs at the Department of Transportation. A 2021 facility inspection visit by MDOT/MTA determined that both roofs are in need of replacement. The roofs are over 25 years old and have passed their service life. The maintenance building is approximately 4000 sf and the administration building is approximately 5000 sf. Both are flat rubber roofs.			
<b>Financial Activity:</b>		<b>Changes from Prior Year:</b>	
	<u>Expended</u> <u>Encumbered</u> <u>Total</u>	<b>Status:</b>	Contract awards are expected to be made in FY2025 with individual task orders issued in late FY2025 or early FY2026.
January 31, 2024	\$       -      \$       -      \$       -	<b>Funding:</b>	An MTA grant of \$405,000 was awarded. An additional \$89,250 was requested in FY2026 to complete the project.
January 31, 2025	\$       -      \$       -      \$       -	<b>Scope:</b>	The roof will be evaluated for solar panels.
<b>Operational Impact:</b>	Not available at the time of budget presentation. The Department is continuing to research.	<b>Timing:</b>	This project is anticipated to begin in FY2026.
<b>Lead Department:</b> Transportation			
<b>Supporting Department:</b> None			
<b>Non-City Funding Sources:</b> MDOT MTA - \$405K			
<b>Land Use Plans:</b> None			


Expenditure Schedule	Prior Approved Appropriations	FY2026 Budget	Capital Improvement Program					Total Project Cost
			FY2027	FY2028	FY2029	FY2030	FY2031	
Land Acquisition	-	-	-	-	-	-	-	-
Planning	-	-	-	-	-	-	-	-
Design	40,000	-	-	-	-	-	-	40,000
Construction	360,000	85,000	-	-	-	-	-	445,000
City Overhead	20,000	4,250	-	-	-	-	-	24,250
Other	-	-	-	-	-	-	-	-
<b>Total</b>	<b>420,000</b>	<b>89,250</b>	<b>-</b>	<b>-</b>	<b>-</b>	<b>-</b>	<b>-</b>	<b>509,250</b>

Funding Schedule	Prior Approved Appropriations	FY2026 Budget	Capital Improvement Program					Total Project Cost
			FY2027	FY2028	FY2029	FY2030	FY2031	
Bonds	420,000	(315,750)	-	-	-	-	-	104,250
Pay-Go	-	-	-	-	-	-	-	-
Grants (Approved)	-	405,000	-	-	-	-	-	405,000
Grants (Pending)	-	-	-	-	-	-	-	-
Other - Capital Reserve	-	-	-	-	-	-	-	-
<b>Total</b>	<b>420,000</b>	<b>89,250</b>	<b>-</b>	<b>-</b>	<b>-</b>	<b>-</b>	<b>-</b>	<b>509,250</b>

<b>Project Title</b> Sewer Rehabilitation		<b>Project Number</b> 72006, 72007	
<b>Project Description:</b> Over half of the City's sewers are greater than 50 years old, with many greater than 80 years old, and require repair. The City's Water and Sewer Comprehensive Analysis Plan was developed using typical asset management practices, incorporating both probability and consequences of failure factors, establishing risk to every asset, and outlining the priority sewer system rehabilitation capital needs for the next five years. This project includes design and construction of sewer rehabilitation of identified priority assets. Most of the sewer pipes needing rehabilitation can be lined using trenchless methods, but others, including pump station assets, will need replacement. Sewer video inspection is required ahead of design. The plan also identifies additional planning work and assessment strategies necessary to refine prioritization of sewer asset rehabilitation into the future.			
<b>Financial Activity:</b>		<b>Changes from Prior Year:</b>	
	<u>Expended</u>	<u>Encumbered</u>	<u>Total</u>
January 31, 2024	\$ 7,254,353	\$ 1,574,826	\$ 8,829,179
January 31, 2025	\$ 11,112,850	\$ 4,531,322	\$ 15,644,172
<b>Operational Impact:</b>	Maintenance costs after projects should decrease the need for major repairs.		
		<b>Status:</b>	Ongoing; multiple projects.
		<b>Funding:</b>	No change.
		<b>Scope:</b>	No change.
		<b>Timing:</b>	No delays.
<b>Lead Department:</b> Public Works			
<b>Supporting Department:</b> None			
<b>Non-City Funding Sources:</b> None			
<b>Land Use Plans:</b> Water & Sewer System Evaluation Final 10-Year Plan			


Expenditure Schedule	Prior Approved Appropriations	FY2026 Budget	Capital Improvement Program					Total Project Cost
			FY2027	FY2028	FY2029	FY2030	FY2031	
Land Acquisition	-	-	-	-	-	-	-	-
Planning	1,200,000	200,000	200,000	200,000	200,000	200,000	200,000	2,400,000
Design	1,580,000	250,000	250,000	250,000	250,000	250,000	250,000	3,080,000
Construction	15,350,000	1,500,000	1,500,000	1,500,000	1,500,000	1,500,000	1,500,000	24,350,000
City Overhead	1,011,800	107,000	107,000	107,000	107,000	107,000	107,000	1,653,800
Other	1,414,200	193,000	193,000	193,000	193,000	193,000	193,000	2,572,200
<b>Total</b>	<b>20,556,000</b>	<b>2,250,000</b>	<b>2,250,000</b>	<b>2,250,000</b>	<b>2,250,000</b>	<b>2,250,000</b>	<b>2,250,000</b>	<b>34,056,000</b>

Funding Schedule	Prior Approved Appropriations	FY2026 Budget	Capital Improvement Program					Total Project Cost
			FY2027	FY2028	FY2029	FY2030	FY2031	
Bonds	17,517,600	1,575,000	1,575,000	1,575,000	1,575,000	1,575,000	1,575,000	26,967,600
Pay-Go	3,038,400	675,000	675,000	675,000	675,000	675,000	675,000	7,088,400
Grants (Approved)	-	-	-	-	-	-	-	-
Grants (Pending)	-	-	-	-	-	-	-	-
Other	-	-	-	-	-	-	-	-
<b>Total</b>	<b>20,556,000</b>	<b>2,250,000</b>	<b>2,250,000</b>	<b>2,250,000</b>	<b>2,250,000</b>	<b>2,250,000</b>	<b>2,250,000</b>	<b>34,056,000</b>

<b>Project Title</b> Water Distribution Rehabilitation		<b>Project Number</b> 71003, 71005	
<b>Project Description:</b> The existing water distribution grid is aging, as evidenced by the frequent failures. The City's Water and Sewer Comprehensive Analysis Plan was developed using typical asset management practices incorporating both probability and consequence of failure factors. The plan establishes risk to every asset and outlines the priority water distribution system rehabilitation capital needs for the next five years. This project includes design and construction of identified priority projects. The plan also identifies additional planning work and assessment strategies necessary to refine prioritization of water distribution infrastructure upgrades into the future. Projects, planning and assessment activities are directed towards minimizing water loss per Maryland Department of the Environment Water Loss Plan.			
<b>Financial Activity:</b>		<b>Changes from Prior Year:</b>	
	<u>Expended</u> <u>Encumbered</u> <u>Total</u>	<b>Status:</b>	Ongoing, multiple projects.
January 31, 2024	\$ 16,665,975    \$ 69,502    \$ 16,735,477	<b>Funding:</b>	Funding in FY2026 was reduced by \$1,225,000 to meet project needs.
January 31, 2025	\$ 12,540,111    \$ 2,737,353    \$ 15,277,464	<b>Scope:</b>	No change.
<b>Operational Impact:</b>	Maintenance costs after projects should decrease the need for major repairs.	<b>Timing:</b>	Project advancement has been slower than anticipated, partly due to Procurement delays.
<b>Lead Department:</b> Public Works			
<b>Supporting Department:</b> None			
<b>Non-City Funding Sources:</b> None			
<b>Land Use Plans:</b> Water & Sewer System Evaluation Final 10-Year Plan			


Expenditure Schedule	Prior Approved Appropriations	FY2026 Budget	Capital Improvement Program					Total Project Cost
			FY2027	FY2028	FY2029	FY2030	FY2031	
Land Acquisition	-	-	-	-	-	-	-	-
Planning	680,000	60,000	80,000	80,000	80,000	80,000	80,000	1,140,000
Design	2,440,000	285,000	380,000	380,000	380,000	380,000	380,000	4,625,000
Construction	26,816,979	2,850,000	3,800,000	3,800,000	3,800,000	3,800,000	3,800,000	48,666,979
City Overhead	1,693,021	172,500	230,000	230,000	230,000	230,000	230,000	3,015,521
Other	3,630,420	307,500	410,000	410,000	410,000	410,000	410,000	5,987,920
<b>Total</b>	<b>35,260,420</b>	<b>3,675,000</b>	<b>4,900,000</b>	<b>4,900,000</b>	<b>4,900,000</b>	<b>4,900,000</b>	<b>4,900,000</b>	<b>63,435,420</b>

Funding Schedule	Prior Approved Appropriations	FY2026 Budget	Capital Improvement Program					Total Project Cost
			FY2027	FY2028	FY2029	FY2030	FY2031	
Bonds	27,238,252	2,572,500	3,430,000	3,430,000	3,430,000	3,430,000	3,430,000	46,960,752
Pay-Go	8,022,168	1,102,500	1,470,000	1,470,000	1,470,000	1,470,000	1,470,000	16,474,668
Grants (Approved)	-	-	-	-	-	-	-	-
Grants (Pending)	-	-	-	-	-	-	-	-
Other	-	-	-	-	-	-	-	-
<b>Total</b>	<b>35,260,420</b>	<b>3,675,000</b>	<b>4,900,000</b>	<b>4,900,000</b>	<b>4,900,000</b>	<b>4,900,000</b>	<b>4,900,000</b>	<b>63,435,420</b>

<b>Project Title</b> Water Tank Rehabilitation		<b>Project Number</b> 71002/71006	
<b>Project Description:</b> This project provides for water tank painting, replacements, repairs and retrofits of valves, foundations, structures, and site improvements to the five elevated water tanks used for storage of the City's water supply. Tanks are painted in a cyclic order, and periodic replacements, repairs, and retrofits of the altitude valves, structures, and site improvements are made at the tanks. This project also includes additional assessments to refine prioritization of water tank projects into the future.			
<b>Financial Activity:</b>		<b>Changes from Prior Year:</b>	
	<u>Expended</u> <u>Encumbered</u> <u>Total</u>	<b>Status:</b> Bembe Tank & Janwal 1 Tank project is in the design phase.	
January 31, 2024	\$ 2,501,509    \$ 446,934    \$ 2,948,443	<b>Funding:</b> The overall project cost decreased \$1,000,000 to meet project needs.	
January 31, 2025	\$ 2,578,359    \$ 370,085    \$ 2,948,444	<b>Scope:</b> No change.	
<b>Operational Impact:</b>	Maintenance costs after projects should decrease the need for major repairs.	<b>Timing:</b> Bembe/Janwal 1/Clearwell project anticipated to be completed in FY2026.	
<b>Lead Department:</b> Public Works			
<b>Supporting Department:</b> None			
<b>Non-City Funding Sources:</b> None			
<b>Land Use Plans:</b> Water & Sewer System Evaluation Final 10-Year Plan			


Expenditure Schedule	Capital Improvement Program							Total Project Cost
	Prior Approved Appropriations	FY2026 Budget	FY2027	FY2028	FY2029	FY2030	FY2031	
Land Acquisition	-	-	-	-	-	-	-	-
Planning	30,000	-	-	-	-	-	-	30,000
Design	210,000	-	-	-	-	-	-	210,000
Construction	4,894,225	(1,000,000)	-	-	-	-	-	3,894,225
City Overhead	290,775	-	-	-	-	-	-	290,775
Other	455,500	-	-	-	-	-	-	455,500
<b>Total</b>	<b>5,880,500</b>	<b>(1,000,000)</b>	-	-	-	-	-	<b>4,880,500</b>

Funding Schedule	Capital Improvement Program							Total Project Cost
	Prior Approved Appropriations	FY2026 Budget	FY2027	FY2028	FY2029	FY2030	FY2031	
Bonds	4,079,150	(700,000)	-	-	-	-	-	3,379,150
Pay-Go	1,801,350	(300,000)	-	-	-	-	-	1,501,350
Grants (Approved)	-	-	-	-	-	-	-	-
Grants (Pending)	-	-	-	-	-	-	-	-
Other	-	-	-	-	-	-	-	-
<b>Total</b>	<b>5,880,500</b>	<b>(1,000,000)</b>	-	-	-	-	-	<b>4,880,500</b>

<b>Project Title</b> Well House Improvements		<b>Project Number</b> 71001/71007	
<b>Project Description:</b> Construction of the new City of Annapolis Water Treatment Plant (the WTP) was completed in 2017. The WTP processes ground water for consumption by the residents of the City of Annapolis. The ground water (Raw Water) is drawn from eight wells located in three geographical locations: at the WTP (WH well houses #7, #10, and #12), Waterworks Park (WH #5 and #6), and the West Wellfield (WH #2, #11 and #14). The wells and well houses vary in age from the 1940's to the 2000's. The purpose of this project is to design and install various improvements to the well houses themselves and improve the performance of the well house monitoring and control systems.			
<b>Financial Activity:</b>		<b>Changes from Prior Year:</b>	
January 31, 2024	<u>Expended</u> \$ 35,520,005	<u>Encumbered</u> \$ -	<u>Total</u> \$ 35,520,005
January 31, 2025	\$ 35,582,587	\$ 84,638	\$ 35,667,224
<b>Operational Impact:</b> Maintenance costs after projects should decrease the need for major repairs.		<b>Status:</b> This project was submitted for permitting in January 2025.	
		<b>Funding:</b> An additional \$525,000 was requested in FY2026 for additional construction costs due to inflation.	
		<b>Scope:</b> No change.	
		<b>Timing:</b> Construction is anticipated to begin in FY2026.	
<b>Lead Department:</b> Public Works			
<b>Supporting Department:</b> None			
<b>Non-City Funding Sources:</b> None			
<b>Land Use Plans:</b> Water & Sewer System Evaluation Final 10-Year Plan			

Expenditure Schedule	Prior Approved Appropriations	FY2026 Budget	Capital Improvement Program					Total Project Cost
			FY2027	FY2028	FY2029	FY2030	FY2031	
Land Acquisition	-	-	-	-	-	-	-	-
Planning	-	-	-	-	-	-	-	-
Design	120,000	-	-	-	-	-	-	120,000
Construction	1,280,000	500,000	-	-	-	-	-	1,780,000
City Overhead	70,000	25,000	-	-	-	-	-	95,000
Other	-	-	-	-	-	-	-	-
<b>Total</b>	1,470,000	525,000	-	-	-	-	-	1,995,000


Funding Schedule	Prior Approved Appropriations	FY2026 Budget	Capital Improvement Program					Total Project Cost
			FY2027	FY2028	FY2029	FY2030	FY2031	
Bonds	1,470,000	525,000	-	-	-	-	-	1,995,000
Pay-Go	-	-	-	-	-	-	-	-
Grants (Approved)	-	-	-	-	-	-	-	-
Grants (Pending)	-	-	-	-	-	-	-	-
Other	-	-	-	-	-	-	-	-
<b>Total</b>	1,470,000	525,000	-	-	-	-	-	1,995,000

<b>Project Title</b> Hilltop Culvert Replacement		<b>Project Number</b> 77020	
<b>Project Description:</b> This project is to reconstruct the existing triple elliptical culverts under Hilltop Lane between Boxwood Rd. and Gemini Dr. The existing culverts and sidewalks have experienced partial failure. Full failure would result in major damage to Hilltop Ln.			
<b>Financial Activity:</b>		<b>Changes from Prior Year:</b>	
January 31, 2023	<u>Expended</u> \$ -	<u>Encumbered</u> \$ -	<u>Total</u> \$ -
January 31, 2024	\$ 44,650	\$ 274,800	\$ 319,450
<b>Operational Impact:</b>	Not available at the time of budget presentation. The Department is continuing to research.		<b>Status:</b> Initial repairs to the downstream sections are complete. Planned cured in-place-pipe (CIPP) lining is anticipated to be completed in FY2025.
			<b>Funding:</b> No change.
			<b>Scope:</b> No change.
			<b>Timing:</b> Construction is anticipated to be completed in FY2025.
<b>Lead Department:</b> Public Works			
<b>Supporting Department:</b> None			
<b>Non-City Funding Sources:</b> None			
<b>Land Use Plans:</b> None			

Expenditure Schedule	Capital Improvement Program							Total Project Cost
	Prior Approved Appropriations	FY2026 Budget	FY2027	FY2028	FY2029	FY2030	FY2031	
Land Acquisition	-	-	-	-	-	-	-	-
Planning	-	-	-	-	-	-	-	-
Design	250,000	-	-	-	-	-	-	250,000
Construction	464,286	-	-	-	-	-	-	464,286
City Overhead	35,714	-	-	-	-	-	-	35,714
Other	-	-	-	-	-	-	-	-
<b>Total</b>	<b>750,000</b>	<b>-</b>	<b>-</b>	<b>-</b>	<b>-</b>	<b>-</b>	<b>-</b>	<b>750,000</b>


Funding Schedule	Capital Improvement Program							Total Project Cost
	Prior Approved Appropriations	FY2026 Budget	FY2027	FY2028	FY2029	FY2030	FY2031	
Bonds - Watershed Fund	618,750	-	-	-	-	-	-	618,750
Bonds - General Fund	131,250	-	-	-	-	-	-	131,250
Pay-Go (WRF)	-	-	-	-	-	-	-	-
Grants (Approved)	-	-	-	-	-	-	-	-
Grants (Pending)	-	-	-	-	-	-	-	-
Other - Capital Reserve	-	-	-	-	-	-	-	-
<b>Total</b>	<b>750,000</b>	<b>-</b>	<b>-</b>	<b>-</b>	<b>-</b>	<b>-</b>	<b>-</b>	<b>750,000</b>



<b>Project Title</b> Stormwater Management Retrofit Projects		<b>Project Number</b> 77002/77010/77011/77012/77015/77018	
<b>Project Description:</b> Storm drains, inlets, outfalls, Best Management Practices, and other stormwater facilities are in need of repair due to age. Some corrugated metal pipes have fallen apart in the ground and many concrete pipe joints have failed and need replacement. Some manholes and inlets need rebricking. This is an ongoing infrastructure project. Stormwater infrastructure will be replaced, repaired, or retrofitted based on field inspections, CCTV, outfall risk assessment, and inlet inventory.			
<b>Financial Activity:</b>		<b>Changes from Prior Year:</b>	
	<u>Expended</u> <u>Encumbered</u> <u>Total</u>	<b>Status:</b>	The City will execute annual Outfall Risk Assessments and Inlet Inventory to implement prioritized repair projects.
January 31, 2024	\$ 227,503    \$ 268,667    \$ 496,170	<b>Funding:</b>	Annual funding has remained the same.
January 31, 2025	\$ 418,794    \$ 163,908    \$ 582,702	<b>Scope:</b>	No change.
<b>Operational Impact:</b>	Not available at the time of budget presentation. The Department is continuing to research.	<b>Timing:</b>	No delays.
<b>Lead Department:</b> Public Works			
<b>Supporting Department:</b> None			
<b>Non-City Funding Sources:</b> None			
<b>Land Use Plans:</b> None			

Expenditure Schedule	Capital Improvement Program							Total Project Cost
	Prior Approved Appropriations	FY2026 Budget	FY2027	FY2028	FY2029	FY2030	FY2031	
Land Acquisition	-	-	-	-	-	-	-	-
Planning	-	-	-	-	-	-	-	-
Design	815,526	142,857	285,714	300,000	315,000	330,750	330,750	2,520,597
Construction	350,000	333,333	666,667	700,000	735,000	771,750	771,750	4,328,500
City Overhead	60,842	23,810	47,619	50,000	52,500	55,125	55,125	345,021
Other	-	-	-	-	-	-	-	-
<b>Total</b>	<b>1,226,368</b>	<b>500,000</b>	<b>1,000,000</b>	<b>1,050,000</b>	<b>1,102,500</b>	<b>1,157,625</b>	<b>1,157,625</b>	<b>7,194,118</b>

Funding Schedule	Capital Improvement Program							Total Project Cost
	Prior Approved Appropriations	FY2026 Budget	FY2027	FY2028	FY2029	FY2030	FY2031	
Bonds	300,000	333,333	666,667	700,000	735,000	771,750	771,750	4,278,500
Pay-Go (WRF)	926,368	166,667	333,333	350,000	367,500	385,875	385,875	2,915,618
Grants (Approved)	-	-	-	-	-	-	-	-
Grants (Pending)	-	-	-	-	-	-	-	-
Other	-	-	-	-	-	-	-	-
<b>Total</b>	<b>1,226,368</b>	<b>500,000</b>	<b>1,000,000</b>	<b>1,050,000</b>	<b>1,102,500</b>	<b>1,157,625</b>	<b>1,157,625</b>	<b>7,194,118</b>

<b>Project Title</b> Stormwater MS4 Permit Compliance		<b>Project Number</b> 77008/77009/77016/77017	
<b>Project Description:</b> The City of Annapolis is required by the U.S. Environmental Protection Agency (EPA) and the Maryland Department of the Environment (MDE) to meet the requirements of the National Pollution Discharge Elimination System/Municipal Separate Stormwater Sewer System (NPDES/MS4) permit. A restoration plan will be updated to implement water quality improvement projects, including working with local partners, obtaining community input, and providing opportunities for public education. Best Management Practices (BMPs) will be developed, designed, constructed, inspected, and maintained to meet MS4 permit goals. A stormwater infrastructure map will be established and updated.			
<b>Financial Activity:</b>		<b>Changes from Prior Year:</b>	
	<u>Expended</u> <u>Encumbered</u> <u>Total</u>	<b>Status:</b>	Programmatic framework and minimum control work are ongoing.
January 31, 2024	\$ 3,157,093    \$ 624,190    \$ 3,781,283	<b>Funding:</b>	No change.
January 31, 2025	\$ 4,365,338    \$ 722,199    \$ 5,087,538	<b>Scope:</b>	No change.
<b>Operational Impact:</b>	Not available at the time of budget presentation. The Department is continuing to research.	<b>Timing:</b>	The project is on schedule.
<b>Lead Department:</b> Public Works			
<b>Supporting Department:</b> None			
<b>Non-City Funding Sources:</b> \$300,000 Pending FY2022 FEMA Grant, \$225,000 Pending FY2023 FEMA Grant			
<b>Land Use Plans:</b> Comprehensive Plan and Strategic Plan			

Expenditure Schedule	Prior Approved Appropriations	FY2026 Budget	Capital Improvement Program					Total Project Cost
			FY2027	FY2028	FY2029	FY2030	FY2031	
Land Acquisition	-	-	-	-	-	-	-	-
Planning	1,815,000	330,750	347,288	364,652	382,884	402,029	402,029	4,044,632
Design	1,582,500	165,375	173,644	182,326	191,442	201,014	201,014	2,697,315
Construction	5,985,000	771,750	810,338	850,854	893,397	938,067	938,067	11,187,473
City Overhead	294,125	63,394	66,563	69,892	73,386	77,055	77,055	721,470
Other	-	-	-	-	-	-	-	-
<b>Total</b>	<b>9,676,625</b>	<b>1,331,269</b>	<b>1,397,833</b>	<b>1,467,724</b>	<b>1,541,109</b>	<b>1,618,165</b>	<b>1,618,165</b>	<b>18,650,890</b>

Funding Schedule	Prior Approved Appropriations	FY2026 Budget	Capital Improvement Program					Total Project Cost
			FY2027	FY2028	FY2029	FY2030	FY2031	
Bonds - Watershed	4,551,625	1,331,269	1,000,000	1,000,000	1,000,000	1,000,000	1,000,000	10,882,894
Pay-Go (WRF)	4,600,000	-	397,833	467,724	541,109	618,165	618,165	7,242,996
Grants (Approved)	-	-	-	-	-	-	-	-
Grants (Pending)	525,000	-	-	-	-	-	-	525,000
Other	-	-	-	-	-	-	-	-
<b>Total</b>	<b>9,676,625</b>	<b>1,331,269</b>	<b>1,397,833</b>	<b>1,467,724</b>	<b>1,541,109</b>	<b>1,618,165</b>	<b>1,618,165</b>	<b>18,650,890</b>