



Emergency Management Updates

Public Safety Committee | March 3, 2025

End of Year Substance Use Disorder Report: Ward 8

Public Safety Committee | March 3, 2025

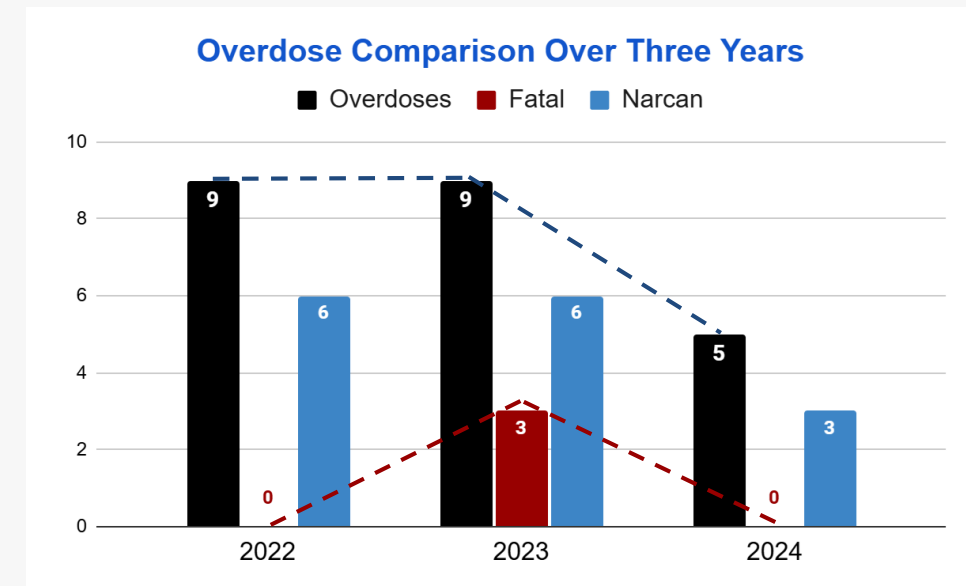
Overdose Data Review

Data is provided by APD and is the best available information as of February 27, 2025.

2024: Ward 8 Overview



- 2024: Second lowest reported overdoses in Ward 8 since 2015
 - 2015 = 4 overdoses
 - **2024 = 5 overdoses**
 - 2022 = 9 overdoses
 - 2023 = 9 overdoses
- Citywide, Ward 8 reported the second lowest number of overdoses
 - Ward 5 & 7 were tied for lowest (2 each)
- Zero fatal overdoses were reported in Ward 8
 - Also zero ODs reported for Wards 1 & 7
- Narcan usage was reported to have been used in 60% of overdoses in Ward 8

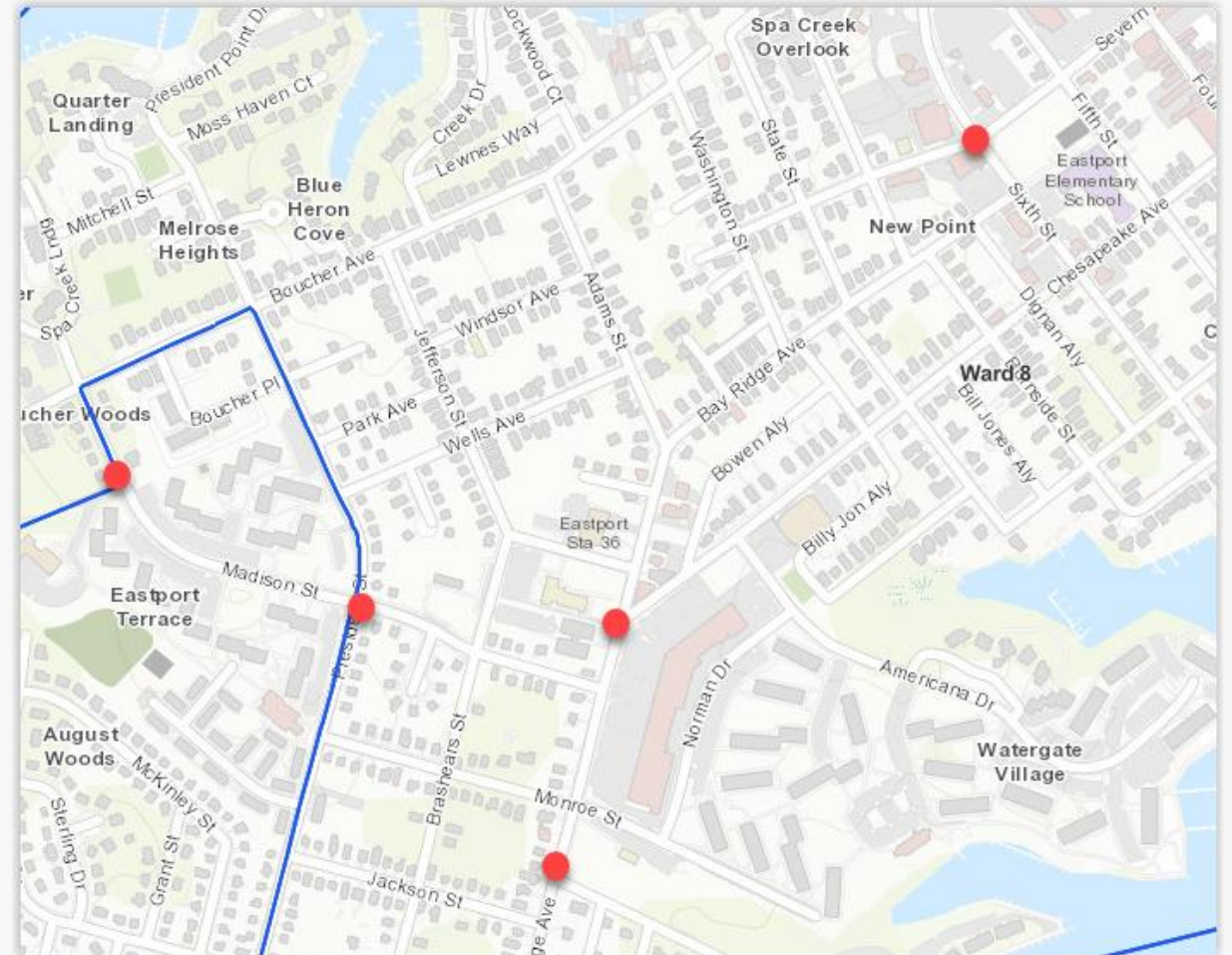


2024: Locations of Overdoses (Ward 8)



- (1) 6th St & Severn Ave
- (2) Bay Ridge Ave
- (2) Madison St

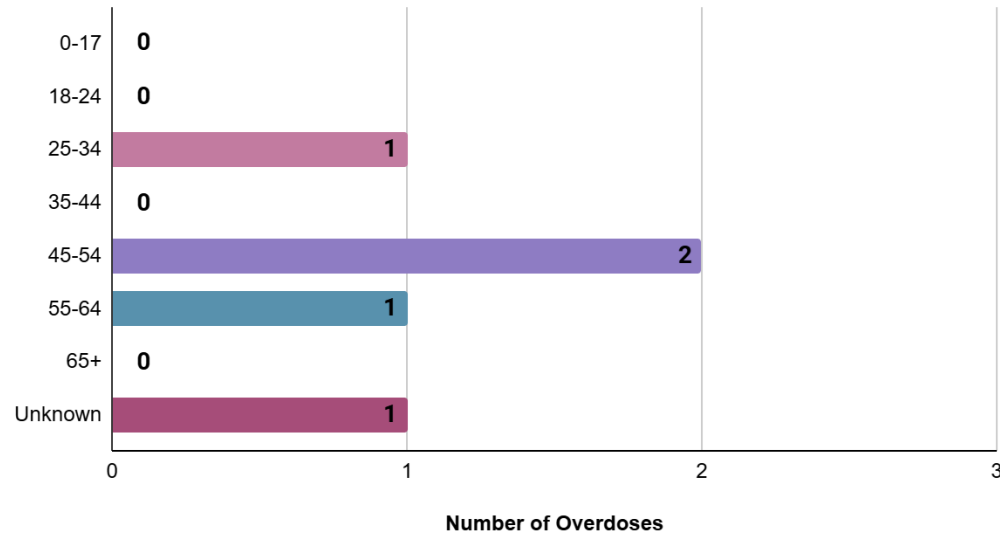
80% of Ward 8's overdoses are along or within two blocks of Madison St.



2024: Demographics (Ward 8)

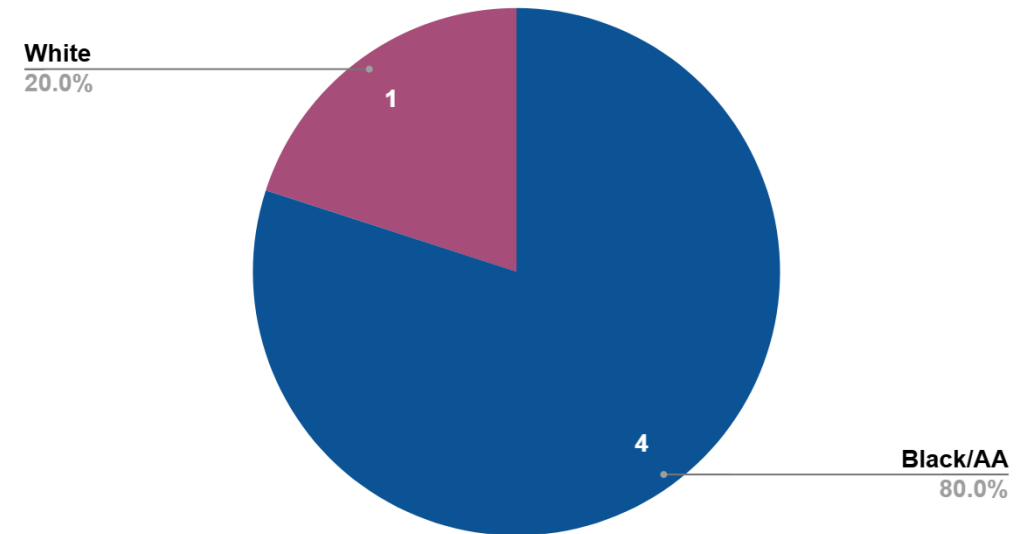


Overdoses by Age Group (Ward 8)



Historically, 25-34, 35-44 and 45-54 age groups have the most overdoses in both Ward 8 and citywide.

Overdoses by Race (Ward 8)



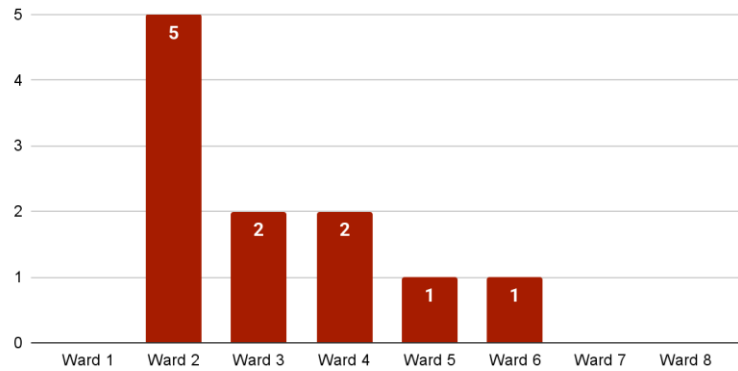
Black/AA represented the largest group for overdoses in Ward 8 for 2024. However, 6 of the last 10 years the largest group has been the White population for Ward 8. In 2024, 65% of all overdoses in the City were African American.

2024: Fatalities (Citywide)



Reported Fatal Overdoses in 2024

5 Confirmed | 6 Pending

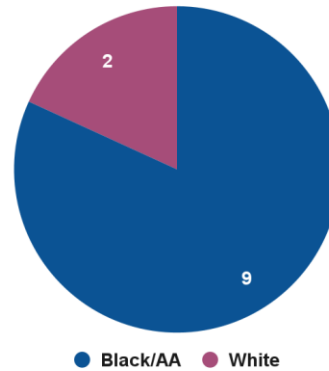


WARD 8: Reported zero fatal overdoses. Also zero fatal overdoses in 5 of the last 10 years.

CITYWIDE: Reported the lowest number of fatal overdoses since 2018.

Fatal Overdoses Citywide by Race in 2024

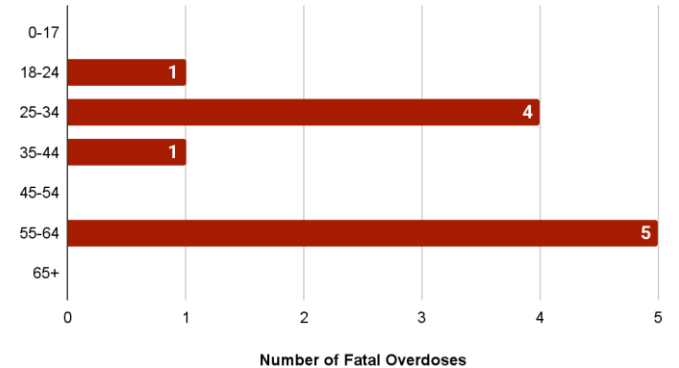
6 Confirmed | 5 Pending



CITYWIDE: Black/AA represented the largest group for fatal overdoses in 2024. However, in 2022 and 2023, the White population lead in fatal overdoses.

Fatal Overdoses by Age Group Citywide in 2024

6 Confirmed | 5 Pending



CITYWIDE: Historically, the City saw more individuals overdosing in the 45+ age range, specifically Black/AA males.

Food Friday Ward 8

Data is subject to change daily, based on new applications

Food Friday Overview



- The Food Friday Program provides boxes of fresh and canned fruits and vegetables, frozen meat, rice, pasta and other non perishable foods to residents of Annapolis.
- Distributes approximately 275 boxes of food every week to support 840 Annapolitans facing food insecurity. Program is Volunteer run.
- Rec & Parks provides work space in the Pip Moyer Gymnasium.
- Food is provided by Anne Arundel Food Bank.
- Alderwoman O'Neill is the organizer of the program.



Ward 8 Food Friday Statistics



Total Number of Food Boxes prepared for Ward 8: 16

These Food Boxes Benefit:

- 16 Families
- 52 Individuals
- 8 Seniors
- 17 Children

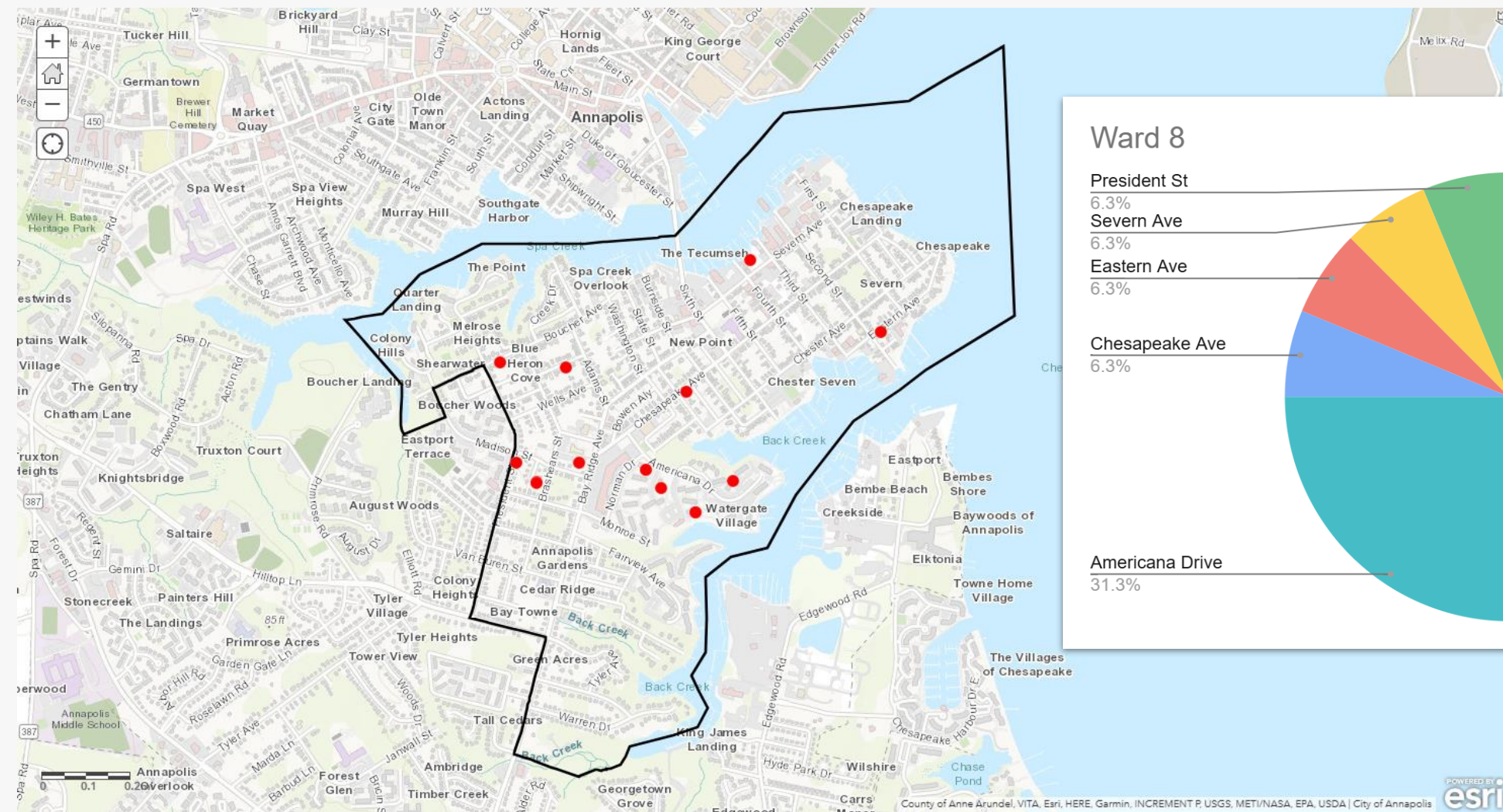
Americana Dr. Residents: 27 individuals and 5 Families

(Accounts for 31.3% of deliveries in Ward 8)

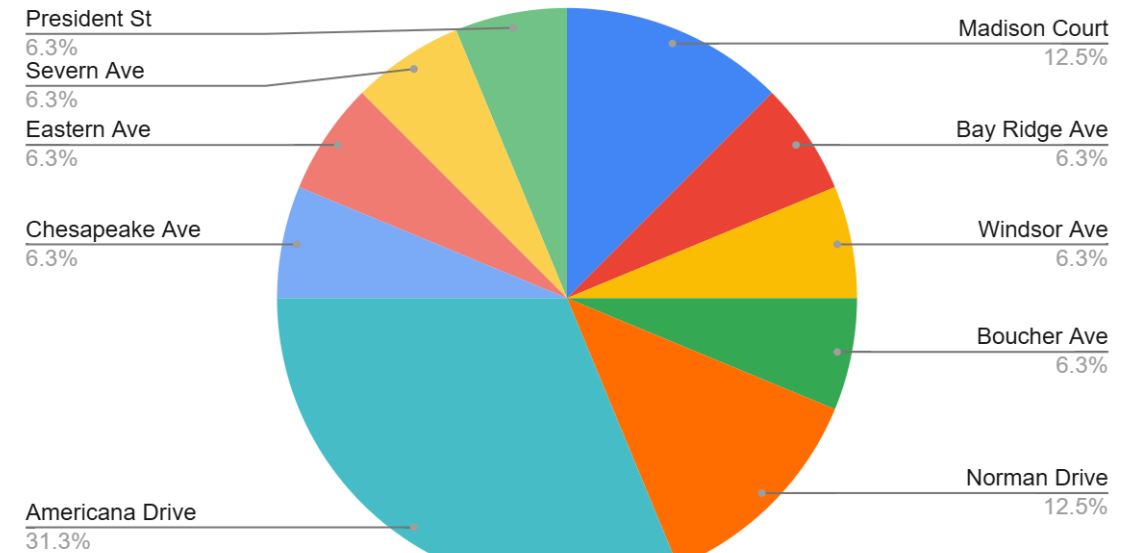


Ron Arnett, III
Alderman, Ward 8

Ward 8 Food Friday Recipients Map



Ward 8



Thank you.

Forward any questions regarding this presentation to OEM through Alderwoman Rhonda Pindell-Charles.