



Public Safety Committee: OEM Update

Thursday, January 30th



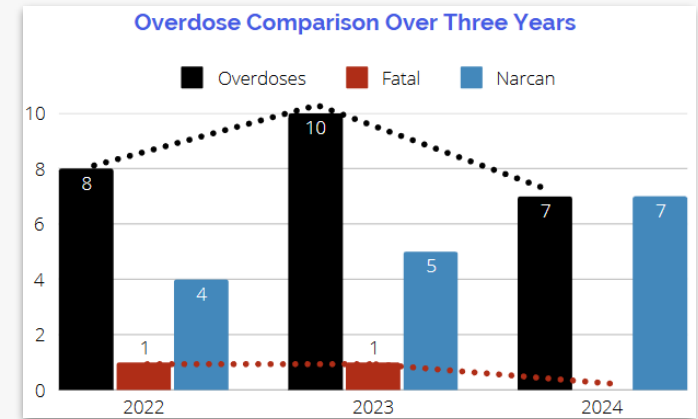
End-of-Year Substance Use Disorder (SUD) Report: Ward 1

Data is provided by APD and is the best available information as of January 27, 2025.

2024: Past Three Years (Ward 1)



- Second lowest reported overdoses in Ward 1 since 2015
 - 2024 = 7 overdoses
 - 2015 = 6 overdoses
- Four Wards reported more overdoses than Ward 1 in 2024
 - Wards 2, 3, 4, 6
 - Wards 5, 7, 8 had fewer overdoses than Ward 1
- Zero fatal overdoses had been reported in Ward 1
 - Also zero; Wards 7 & 8
- Narcan usage was reported to have been used in ALL overdoses in Ward 1

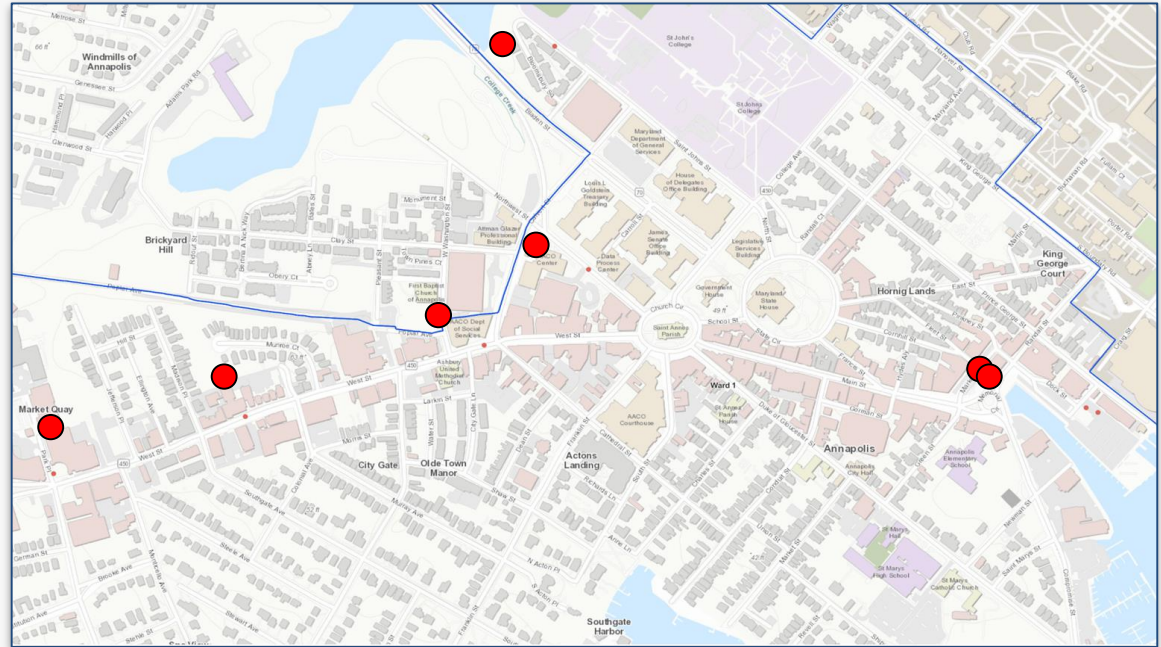


2024: Locations of Overdoses (Ward 1)

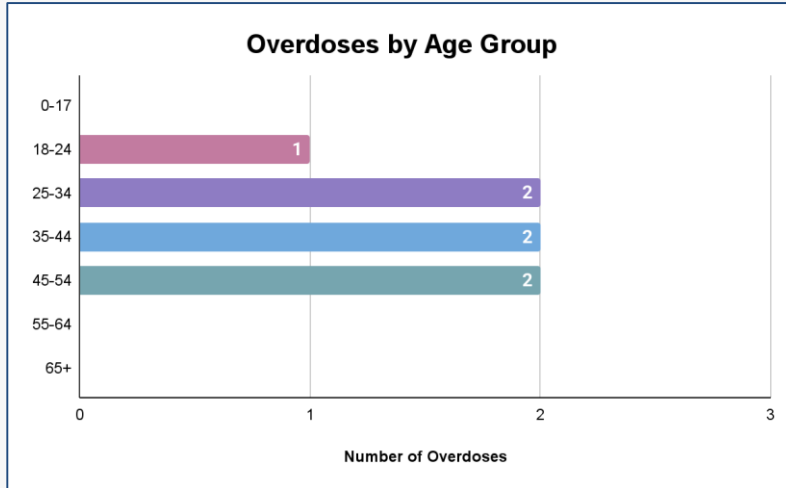


- West St
- Northwest St
- Dock St
- Bloomsbury Sw
- Park Pl

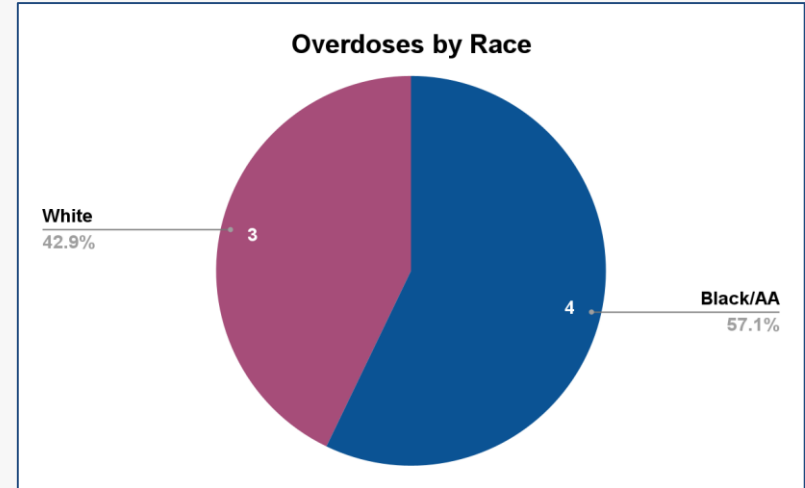
Most of Ward 1's overdoses are along the border of Ward 2. A trend for the last four years.



2024: Demographics (Ward 1)



The age groups have maintained this spread for the past few years with the exception of 55+ where we have seen a drop in overdoses.



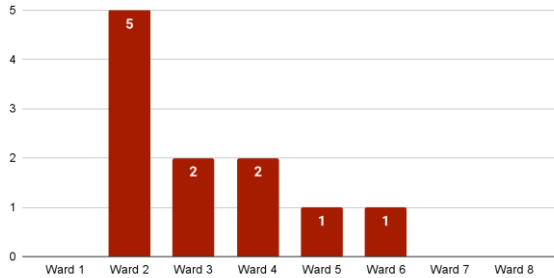
Black/AA still represent the largest group for overdoses. In 2024, 65% of all overdoses in the City were African American.

2024: Fatalities (Citywide)



Reported Fatal Overdoses in 2024

5 Confirmed | 6 Pending

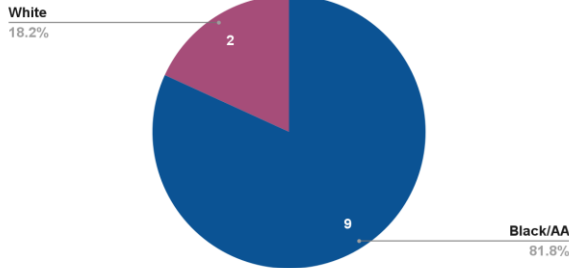


WARD 1: Reported ZERO fatal overdoses.

CITYWIDE: Reported the lowest number of fatal overdoses since 2018.

Reported Fatal Overdoses by Race in 2024

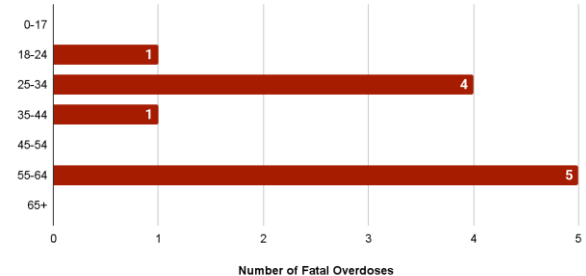
5 Confirmed | 6 Pending



CITYWIDE: Black/AA represented the largest group for fatal overdoses in 2024. However, in 2022 and 2023, the White population lead in fatal overdoses.

Reported Fatal Overdoses by Age Group in 2024

5 Confirmed | 6 Pending



CITYWIDE: Historically, the City saw more individuals overdosing in the 45+ age range, specifically Black/AA males.

Did You Know? (*SUD Edition*)

Did You Know: Narcan

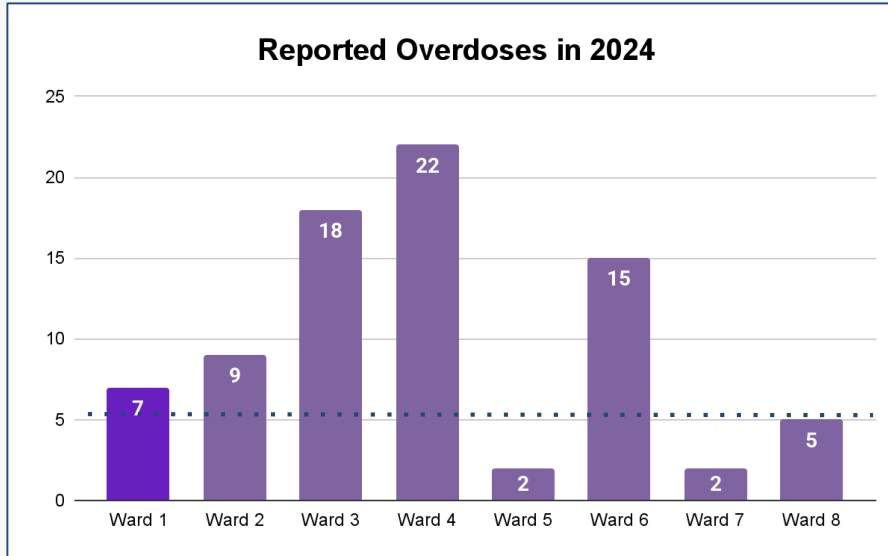


- Naloxone is the active drug in Narcan
- Rapidly reverses opioid-related overdoses
- Only works for opioid overdoses
- Temporary; 30-90 minutes, max effective time frame
- Not a treatment for opioid use disorder
- Non addictive or habit forming

Because of its effectiveness and these facts, Narcan education and distribution continues to be a focal point for the City's Overdose Prevention Team.



2024: Comparison by Ward



Ward 1 was slightly below the City's average of 10 overdoses per Ward in 2024.

The mean, a more accurate representation of the middle, was is 7.2.

Did You Know: Health-to-Go



- Eastport Health-to-Go vending machine has been a success and contain, for free:
 - KN95 masks, COVID-19 test kits, Xylazine & Fentanyl test strips, and Narcan
- Funded and maintained by the Health Department.
- First community-based location in the City and Anne Arundel County; Inventory can be customized to the needs of each location



Did You Know: Annapolis OPT Programs



N.A.M.

- Community engagement sessions/clinics
- Community resource days
- Social media campaigns
- Dedicated PT outreach coordinator



Your Life Matters

- Hands-only CPR
- Narcan training
- Drug deactivation kits
- Supports Narcan leave behind, safe stations, and other community based events, etc.



APD's SUD

- Overdose follow ups
- Youth prevention programming in high risk areas
- Supports MedRx box, returning citizens program, Safe Stations, community based events, etc.



ODFree Annapolis

- City-specific data, resource hub, and dashboard
- Narcan training, test strip distribution
- Umbrella program for all City OPT programs.

Did You Know: APD SUD



- Annapolis Police Department's Substance Use Disorder Program (APD SUD)
 - Officers and civilian staff provide education to at-risk youth in "hotspot" areas
 - Officers and community liaisons or SUD specialists conduct follow-ups and provide resources to overdose victims



Ofc. Benson and Patti Norris
Program Coordinators

Did You Know: Your Life Matters (YLM)



- Annapolis Fire Department's Your Life Matters Program (YLM)
 - Focused on educating the community and preventing fatal overdoses
 - Has trained hundreds of community members, City employees, and business on Narcan administration, Good Samaritan Laws, and hands-only CPR



Lt. Kenneth White
Program Coordinator

Did You Know: NAM



- Annapolis Mayor's Office Naptown Anti-Dope Move[ment] Program (NAM)
 - Targets high-risk hotspots in minority populations
 - Hosts expungement events (court record cleanup, driver license issues, etc)
 - Hosts community engagement sessions, creates multimedia prevention campaigns, engages community leaders, etc.



Tola Ajayi
Project Coordinator



Teona Hayes
Outreach Coordinator

CITY OF ANNAPOLIS MAYOR'S OFFICE

N.A.M.
ON-SITE SERVICES

OVERDOSE RESPONSE TRAINING
SUBSTANCE USE PREVENTION EDUCATION
TREATMENT & RECOVERY INFORMATION
COMMUNITY RESOURCES & MORE

Robinwood Resource Center
1453 Tyle Avenue, Annapolis, Maryland 21403

Contact Teona Hayes (443) 875-4898
NAM@annapolis.gov

Did You Know: ODFree




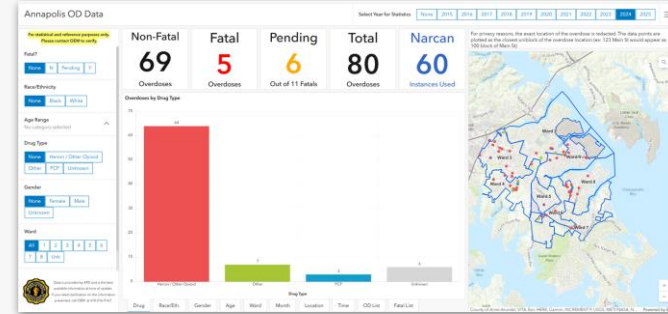
- Annapolis Office of Emergency Management Overdose Free Program (ODFree)
 - Coordinates with the three other programs and provides City and county reports
 - ODFree website listing resources for treatment centers and support programs
 - Public dashboard listing overdose details
 - Provides data trends and analysis on programs and City wide overdoses



Mary Kate (MK) Seborowski
Project Coordinator



Brandon Gosnell
Assistant Project Coordinator



Nuisance Flooding

'Nuisance flooding' an increasing problem as coastal sea levels rise



2014 Study by NOAA analyzed 60 years of nuisance flooding around the country.

Annapolis has experienced a **925 % increase** in nuisance flooding since the 1960s.

This was the **largest increase** in nuisance flooding of any area studied.



Annapolis, MD (2012)

2024 Flooding in Annapolis



January 9th, 2024



August 7th, 2024



2019: 60 days with minor/moderate/ major flooding (Previous Record)

2024: Approx 120 days with minor/moderate/ major flooding. (New Record)

Mitigating Future Economic Losses Due to Nuisance Flooding



SCIENCE ADVANCES | RESEARCH ARTICLE

ENVIRONMENTAL STUDIES

High-tide flooding disrupts local economic activity

Miyuki Hino^{1*}, Samanthe Tiver Belanger^{1,2}, Christopher B. Field³,
Alexander R. Davies⁴, Katharine J. Mach⁵

Conclusion: Annapolis businesses lost between \$86,000-\$172,000 or 0.7-1.4% in revenue due to coastal flooding in 2017. Published on February 15, 2019 in Science Advances.

City of Annapolis Findings of Economic Impacts

Annapolis used this study to calculate what downtown economic losses due to flooding would be if sea level rises as projected and assuming the City does not take major flood mitigation actions.

The figure is \$125,285,974 in losses by 2055.

Polar Vortex/Extreme Winter Weather: Jan. 6th-25th, 2025

Winter Relief Program Statistics



- Located within Stanton Center.
- 63 total activations since November 12th, 2024, with four 24 hour activations (1/6, 1/7, 1/19, 1/20).
- 756 hours of activations.
- 1,066 total patrons with an average of 18 patrons per activation (as of 01/26/25).
- 97% of patrons are Annapolis residents.
- 81.8% Male, 17.5% Female, 0.7% not reported.
- 8 Families utilized the service.



Extreme Winter Weather



Jan. 6th: Snow

- Governor Moore declared State of Emergency.
- Event was a Phase II snow emergency.
- Total snowfall accumulation approx. 9 inches.
- Received total annual accumulation avg. during this single event.



Jan. 16th-20th, 2025: Extreme Cold

- The National Weather Service forecasted coldest temperatures since December 2022.
- Lowest observed wind chill was -5 degrees (at peak wind speeds).

January Coldest Dates	High	Low	Wind Chill
01-16	33	16	4
01-20	28	16	5
01-21	21	14	2
01-22	21	14	1
01-23	29	13	9
01-24	35	19	15
01-25	36	18	11

Extreme Cold Weather Relief Response



“ No one dies from exposure on the streets of Annapolis.”

Option 1:

- Activate Warming Center for 24 hours: When weather reaches potentially dangerous and deadly temperatures.
- Stanton Center has been activated every night since Jan. 1st, with four 24 hour activations (1/6, 1/7, 1/19, 1/20).



Extreme Cold Weather Relief Response



Option 2:

If the Stanton Center is unavailable for a daytime activation, OEM coordinates with ADOT and the Light House Shelter to provide:

- Transport to Light House Shelter at 6:30am
- Bus passes for return to the Stanton Center for night activation

At the Light House patrons have access to:

- Washer and Dryer
- Shower facilities
- Hot meals



Additional Winter Relief Partnerships



The Light House, Inc.

- Long standing partnership between the City and the Light House.
- If the Stanton Center is unavailable to activate during the day, the Light House takes in the patrons for the day.



Department of Transportation

- Provides transportation between Stanton Center and Light House as needed.
- Provides bus passes as needed.
- ADOT provided rehabilitation bus for public safety officials.



Mobile Crisis

- Provides accommodations, transportation and mental/behavioral health resources to patrons.

APD & AAPD

- Transports referrals during calls for service to the Stanton Center for those who need it.



Recreation & Parks

- Provides Stanton Center to be used as a Warming Center.

The background of the slide features a large, faint watermark of the University of Cambridge seal. The seal is circular and contains a central figure of a woman, likely St. Catherine, holding a book and a palm branch. The Latin text "UNIVERSITAS CAMBRIGIENSIS" is visible at the top, and "FUNDATA ANNO DOMINI 1209" is at the bottom. The watermark is rendered in a light gray color against a yellow background.

Questions?