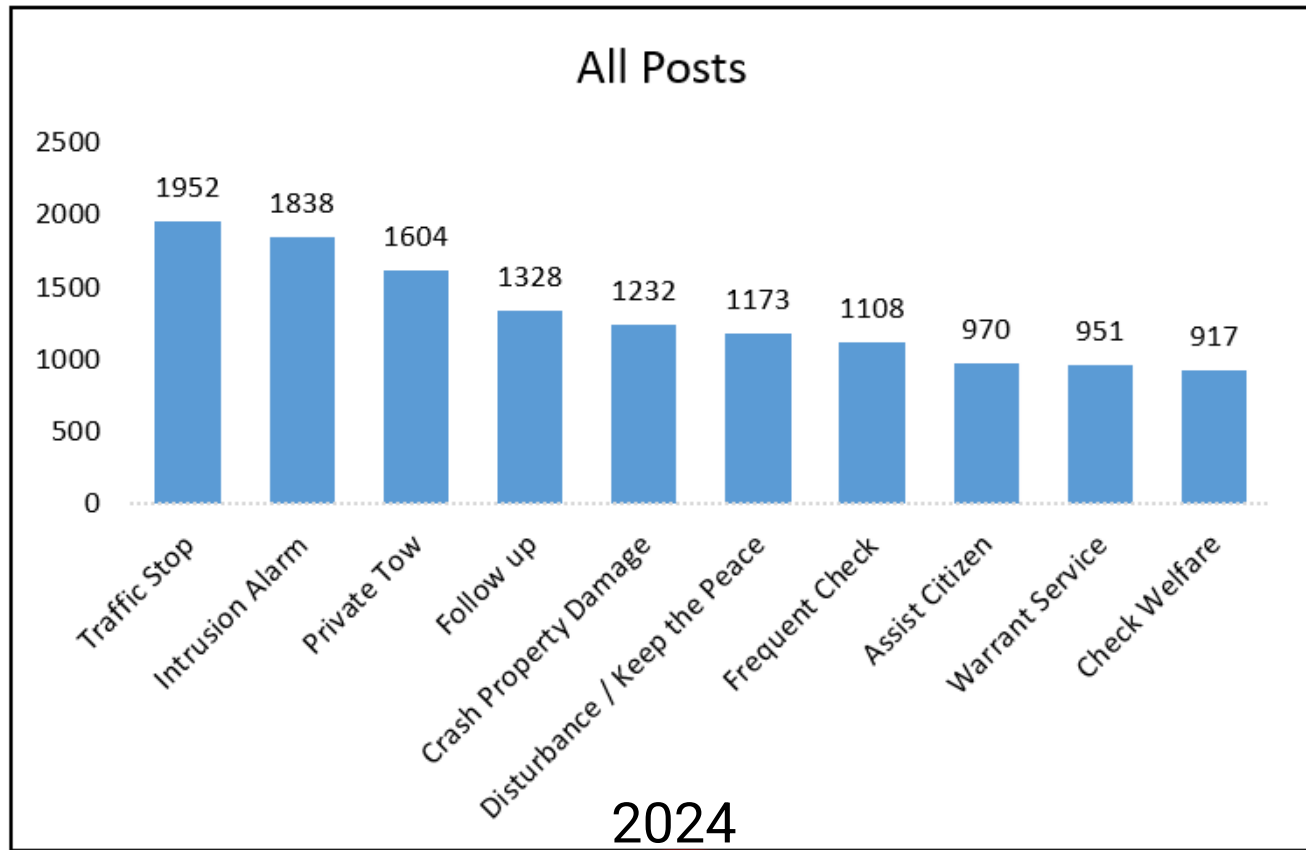


APD CRIME DATA

UPDATED: 1/24/2024





Total Calls All Posts = 30030

JAN 1 – DEC 31

TOP 10 CALLS
FOR SERVICE

2023 : 32,414

% DIFF: -7%

DIFF: -2,384

RESPONSE TIMES

		<u>ALL</u>	<u>PRIORITY</u>	<u>NON PRIORITY</u>
2023	Q1	5:04	3:01	5:08
	Q2	5:02	3:00	5:07
	Q3	4:46	2:52	4:50

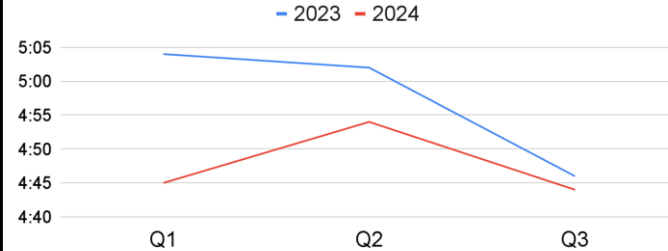
		<u>ALL</u>	<u>PRIORITY</u>	<u>NON PRIORITY</u>
2024	Q1	4:45	2:55	4:49
	Q2	4:54	3:30	4:57
	Q3	4:44	3:33	4:46

Priority

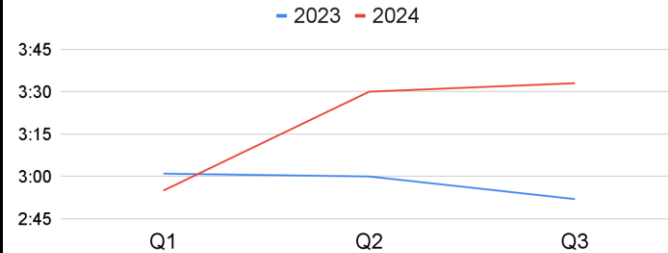
Armed Subject, Crash Personal Injury,
Fight in Progress, Hit and Run / Injury,
Homicide, Overdose, Robbery, Shooting,
Shots Fired

**Fewer amount of priority calls will
impact overall average*

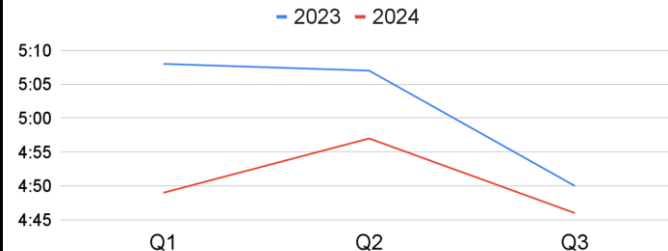
ALL Calls, AVG Response Times



PRIORITY Calls, AVG Response Times



NON-PRIORITY Calls, AVG Response Times



ANNUAL COMPARISON

Incident Counts



PART ONE/GROUP A CRIME STATS	2023 YTD v 2024 YTD			
	UPDATED: 1/27/2025			
	2023 YTD	2024 YTD	% CHG	# CHG
HOMICIDE (CRIMINAL)	7	3	-57%	-4
RAPE	29	35	21%	6
ROBBERY	62	67	8%	5
AGG ASSAULT (Non-DOM)	111	111	0%	0
AGG ASSAULT (DOM)	66	59	-11%	-7
TOTAL VIOLENT	275	275	0%	0
BURGLARY	70	77	10%	7
LARCENY	812	696	-14%	-116
AUTO THEFT	97	101	4%	4
TOTAL PROPERTY CRIME	979	874	-11%	-105
TOTAL VIOLENT/PROPERTY	1254	1149	-8%	-105
ARSON	2	4	100%	2
NON FATAL SHOOTING	18	7	-61%	-11
SHOTS FIRED REPORTS	36	18	-50%	-18
SHOTS FIRED CALLS	128	95	-26%	-33
ROGUE AND VAGABOND	171	71	-58%	-100

*Reported Date

ANNUAL COMPARISON



Annual Comparison

Part One Offense	ANNUAL COUNTS - UCR													23-'24 Change
	2012	2013	2014	2015	2016	2017	2018	2019	2020	2021*	2022*	2023*	2024*	
Homicide	2	4	1	1	10	7	1	4	6	5	1	9	3	-67%
Forcible Rape	4	7	4	13	11	15	27	11	19	17	17	17	31	82%
Robbery	54	62	66	64	66	63	47	67	51	35	42	63	82	30%
Assault, Aggravated	117	94	124	111	163	135	140	170	176	186	155	185	215	16%
Total Violent**	177	167	195	189	250	220	215	252	252	243	215	274	331	21%
Burglary	185	169	176	194	210	130	133	98	109	105	75	69	73	6%
Theft	775	821	715	742	684	762	722	734	625	573	643	786	693	-12%
Motor Vehicle Theft	82	66	58	41	44	40	55	92	60	45	60	100	110	10%
Total Property***	1042	1056	949	977	938	932	910	924	794	723	778	955	876	-8%
Total Part One	1219	1223	1144	1166	1188	1152	1125	1176	1046	966	993	1229	1207	-2%
Shootings	2012	2013	2014	2015	2016	2017	2018	2019	2020	2021	2022	2023	2023	Change
All Shootings	3	7	12	13	16	9	9	9	14	10	17	18	7	-61%
Shots Fired Reports	7	9	14	16	35	11	17	17	15	27	34	37	18	-51%
ShotsFired Calls	123	141	118	154	175	118	106	134	155	131	183	112	95	-15%

* 2021-2024 - victim counts / NIBRS

* Occurred Date

RECENT TRENDS



Recent Trends

Updated: 12/4/2024

Part One Offense	Days Prior		
	60-90	30-59	0-29
Homicide	2	0	0
Forcible Rape	2	0	6
Robbery	6	8	2
Assault, Aggravated (Non-DOM)	10	15	2
Assault, Aggravated (DOM)	4	9	6
Total Violent	20	23	10
Burglary	13	9	4
Theft (from Auto)	18	17	11
Theft	44	60	28
Motor Vehicle Theft	4	8	7
Total Property	79	94	50
Total Part One	99	117	60
Shootings	60-90	30-59	0-29
All Non Fatal Shootings	0	0	0
Shots Fired Reports	2	0	0
All Shots Fired Calls	7	7	6
Other Offenses	60-90	30-59	0-29
Simple Assault	47	46	28
Arson	0	0	0
Sex Offense	1	1	0
Disorderly	7	5	4
Total Other	55	52	32

Shift / Trend	
Past 60	Past 30
-100%	0%
-100%	600%
33%	-75%
50%	-87%
125%	-33%
15%	-57%
-31%	-56%
-6%	-35%
36%	-53%
100%	-13%
19%	-47%
18%	-49%
Past 60	Past 30
0%	0%
-100%	0%
0%	-14%
Past 60	Past 30
-2%	-39%
0%	0%
0%	-100%
-29%	-20%
-5%	-38%

Two **green** numbers together suggest the offense type is cooling

Two **red** numbers indicate a steady increase in offense type

DECEMBER 2024 CRIME BY WARD Incident Counts



CRIME TYPE	WARDS								TOTAL
	1	2	3	4	5	6	7	8	
Homicide	0	0	0	0	0	0	0	0	0
Rape	1	0	2	0	0	0	0	0	3
Robbery	1	0	0	1	0	0	1	3	6
Aggravated Assault	3	1	1	0	0	3	0	1	9
*Non Fatal Shooting	0	0	0	0	0	0	0	1	1
*Discharging	0	0	0	0	0	0	0	0	0
Burglary	0	1	2	0	0	1	0	1	5
Theft	5	3	2	1	1	2	2	5	21
Theft from Auto	6	7	1	6	2	2	4	5	33
Motor Vehicle Theft	0	1	0	0	0	1	2	5	9
TOTAL	16	13	8	8	3	9	9	21	87

Data from: 1/23/2025

*Non Fatal Shooting and Discharging are NOT included in Aggravated Assaults on this chart.

*Incident Counts,
not victim counts

Crime Map: <https://experience.arcgis.com/experience/54874d073675486b8cbd82fc9f41a46b/page/Page/>

Gun Violence Dashboard: <https://annapolis.maps.arcgis.com/apps/dashboards/fca13c882ec547afabee4cdc4a364ada>

WARD 1

Incident Counts



Crime against Person

Homicide (1)

- 47 year old David Winchester Jr killed in March 2024

Rape (4)

- 4 Rapes
 - 3 - Domestic
 - 1 - Known to victim

Aggravated Assaults (26)

- 6 Domestic
- Locations: Street (12), 8 (Bar), 5 (Residence), Store (1)

Robbery (8)

- 1 Domestic
- Weapons: Hands (7), Knife (1)

Crime against Property

Burglary (15)

- 0 - Domestic
- Type:
 - 6 - Residential - No Force
 - 2 - Residential - Force
 - 3 - Business - No Force
 - 3 - Business - Force
 - 1 - Office - No Force

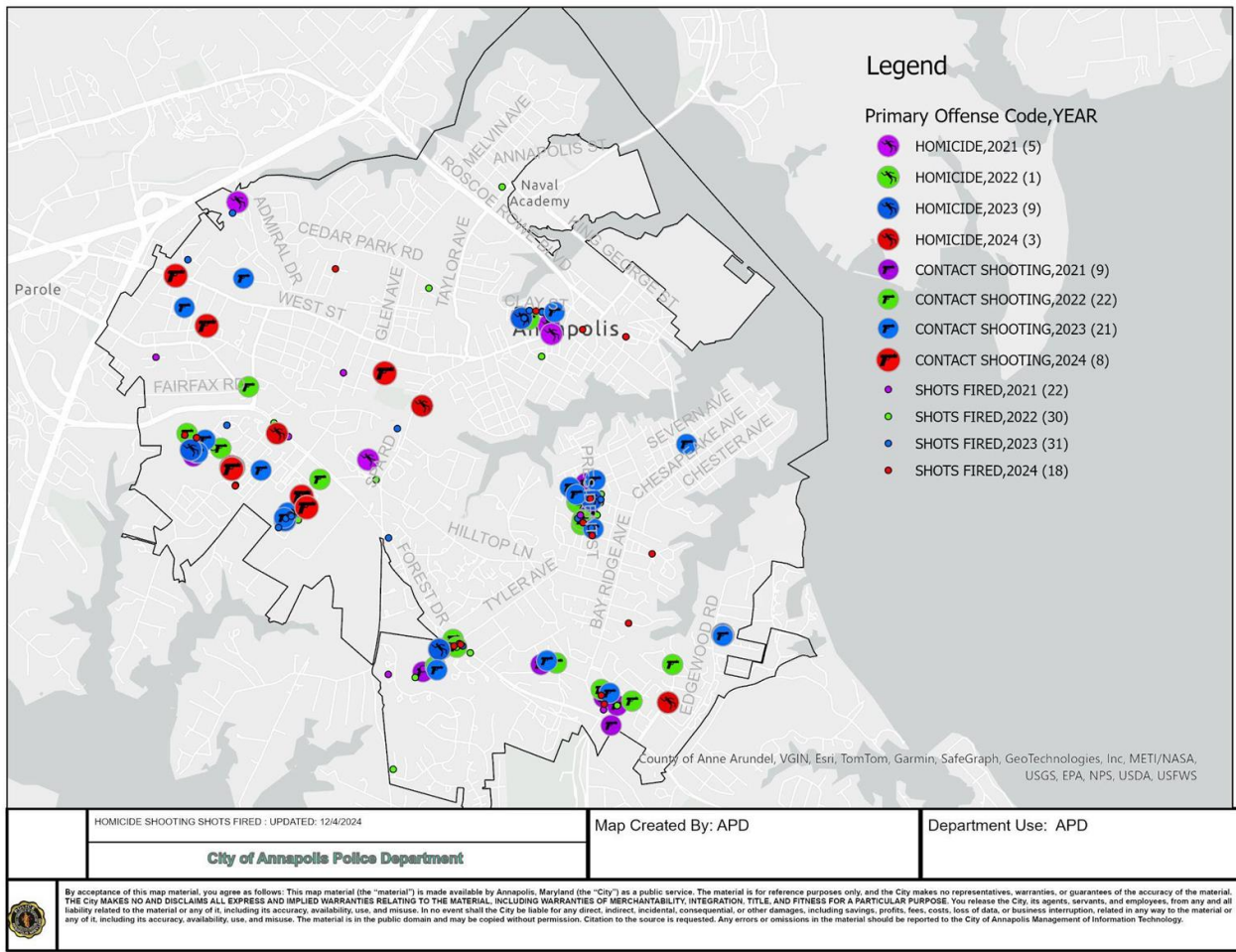
Theft (133)

- 35 - Shoplifting
- 32 - From Building
- 30 - From Motor Vehicle
- 30 - All Other
- 3 - Pocket Picking
- 2 - Motor Vehicle Parts
- 1 - Purse Snatching

Motor Vehicle Theft (13)

- 3 - Suspect known to victim
 - 9 - Unlocked, recovered
 - 2 - Locked, recovered
 - 2 - Unlocked, not recovered

*Incident Counts,
not victim counts



JAN 1 - DEC 31

HOMICIDE / SHOOTING / SHOTS FIRED

	2021	2022	2023	2024
HOMICIDE VICTIMS	5	1	9	3
SHOOTING VICTIMS	9	22	21	8
SHOTS FIRED REPORTS	22	30	31	18
TOTALS	36	53	61	29

Lowest number in 3 years

Violent Crime Reduction



2024

HOMICIDE

3

VICTIM COUNT

—

2023

HOMICIDE

9

VICTIM COUNT

=

-67%



CONTACT SHOOTING

8

VICTIM COUNT

—

CONTACT SHOOTING

22

VICTIM COUNT

=

-64%



SHOTS FIRED

18

REPORT COUNT

—

SHOTS FIRED

36

REPORT COUNT

=

-50%



Crime Increase



Sex Offenses

82% increase from last year

31 victims

- 24 victims of Rape
- 4 victims of Sodomy
- 3 victims of Assault w/ Object

Special training for CIS Detectives

Regular meetings with Child
Advocacy Center and State's
Attorney's Office

Robbery

30% increase from last year

82 victims reported a Robbery

- 24 armed
- 58 unarmed

December had the most Robberies
(13 victims)

Crime Increase



MV Theft

10% increase from last year

110 Motor Vehicle Theft incidents

Top 3 Vehicle Make

Ford, Toyota, Chevrolet

- 44% - recovered in Annapolis
- 33% - recovered outside Annapolis
- 17% - not recovered
- 6% - attempt stolen

Burglary

6% increase from last year

73 incidents reported

- 50 residences
- 23 businesses

Lottery ticket crime series

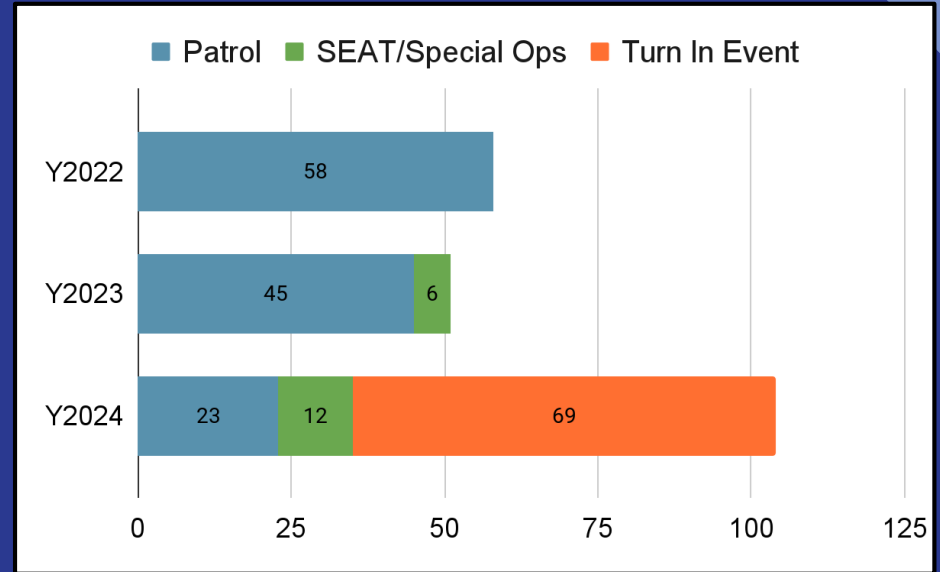
Special Ops / Patrol areas affected

Importance of WORKING Cameras
Residential and Commercial

Firearm Seizures



- 213 firearms from 2022 to present
 - 2022 - 58
 - 2023 - 51
 - 2024 (YTD) - 104
- Turn In Events in 2024 = 69 firearms



FUTURE GOALS



- Increase patrol staffing from 10 officers per squad to 12 officers
 - Currently have 10 officers/squad ; increase to 12 officers/squad
- Create more prevention oriented teams (SEAT)
 - (176) Total Arrests by SIS
 - (181) Felony Arrests
 - (187) Misdemeanor Arrests
 - (117) Gun Related Arrests
 - (18) Guns Recovered in the 14 months
- Continue collaboration w/ federal partners (Marshalls, FBI, ATF, etc)
- Additional Gun Turn In Events
- Identify more Annapolitan candidates for ReEntry programs
- Increase Community Services Events
- Expand PAL program
- Increase traffic safety staffing
 - Currently have 1 officer / 1 supervisor; increase to 2 officers /1 supervisor
 - Utilize motorcycle officers to decrease accidents through traffic enforcement
- K9 unit decreasing due to retirements
 - Hope to add one handler and dog in 2025
 - 75 - K9 Deployments in 2024
 - \$23K recovered and seized for forfeiture
 - 9 arrests
 - 0 (zero) bites





ReEntry / Positive Impact Program



- 8 cohorts graduated from National Center on Institutions and Alternatives
 - 40 Annapolis participants graduated
 - CDL, Heating & Air, Automotive
- Transportation and Training (Mon-Thur 8a-1p)
- Program is 17 weeks
- Recruiting NOW for the Class of 2025!
- 17 Annapolis residents completed Chesapeake Bay Restoration Initiative
- 3 Annapolis residents graduated from AACCC in Jan 2024



Community Outreach

- ❖ Parades
- ❖ National Night Out
- ❖ Community Meetings-HOA, Board Meetings
- ❖ City Sponsored Events
- ❖ Trunk or Treats at churches, schools, communities
- ❖ Little Free Library
- ❖ Police Athletic League (PAL)
- ❖ APD Scholarship Program
- ❖ Movie Nights
- ❖ SKATE-Stuffies for Kids Affected by Traumatic Events
- ❖ Partnerships



Community Outreach Youth Programs-Summer Camps

APD hosts camps each
and every summer.

- ★ Fishing
- ★ STEM
- ★ Art Camp
- ★ Joven Nobles
- ★ Crabbing
- ★ Sailing
- ★ Crime Lab



Message from Mom after
STEM Camp:
Myles had an AMAZING
time with you guys! He's so
looking forward to
tomorrow, and for that I
thank you!

Community Outreach-Youth Programs-School Activities

DARE
Character Counts!
Career and Destination Days
Homework Club
Read Across America
Joven Nobles/Xinachtli
Mary Moss



Annapolis Police Department--Behind-the-Scene!



Polar Bear Plunge-Special Olympics



How 'bout some hoops!



We love our pups too!



We ♡ our K9 Unit!



Books, Books and more books!

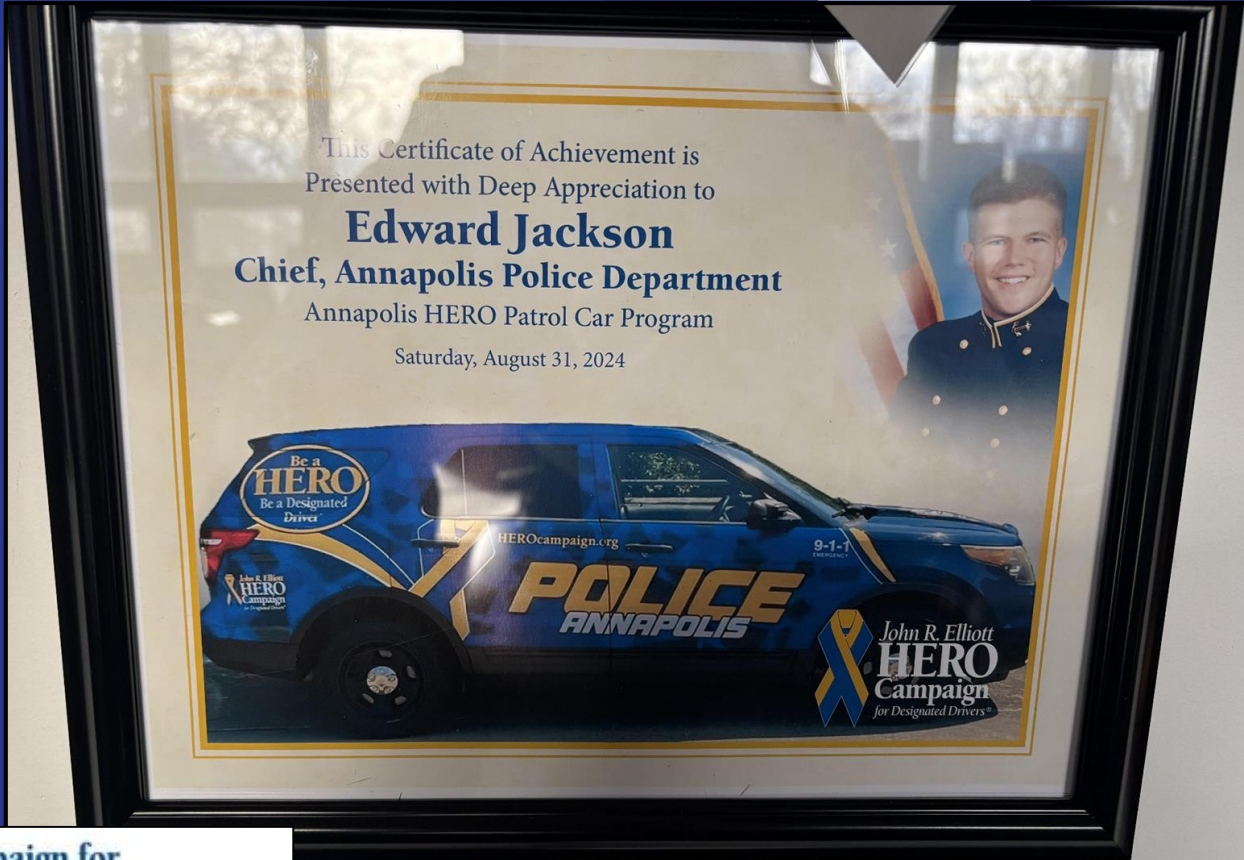


Selfie time?



Patrol Car
Program

Dedicated on:
Aug 31, 2024

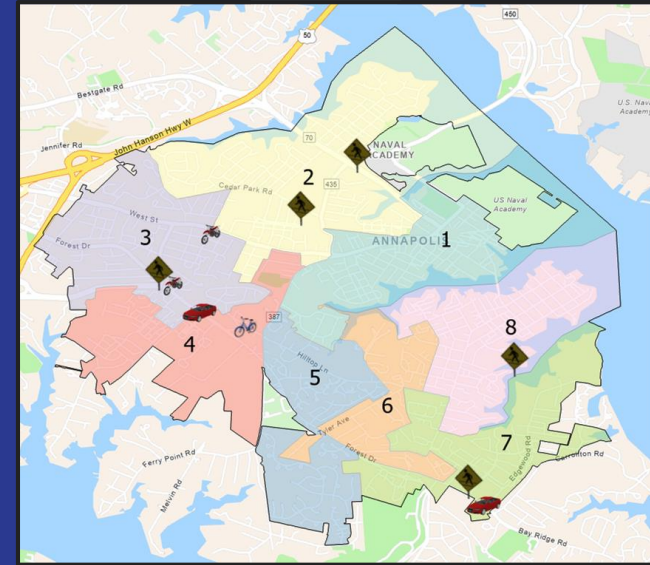


The John R. Elliott HERO Campaign for Designated Drivers® is a 501(c)(3) non-profit organization dedicated to preventing drunk driving deaths and injuries by promoting the use of responsible designated drivers. The HERO Campaign was established by the family of Navy Ensign John R. Elliott of Egg Harbor Township, NJ, who was killed in a head-on collision with a drunk driver in July, 2000, two months after graduating from the United States Naval Academy.

Traffic Safety

- Traffic Accidents
 - 2022 to 2023 saw a **3.7% increase** in traffic accidents
 - 2023 to 2024 (YTD) experiencing a **2.6% increase**
- Pedestrians
 - 2023 - 50 pedestrians were struck; 4 were killed
 - 2024 (YTD) - 32 pedestrians were struck; 2 were killed
 - **36% decrease in pedestrians struck**
- Traffic Enforcement
 - 2023 - 3,829 stops
 - 2024 - 3,956 stops
 - **3% increase in traffic stops**
- Problematic Intersections
 - Working with public works?
 - Insert more info here

Forest Dr/Chinquapin Round Rd	Forest Dr/Hilltop Ln
Forest Dr/Spa Rd	Forest Dr/Bywater Rd
Forest Dr/S Cherry Grove Ave	West St (Legion Ave to Rt 2)



Fatal Accident Locations 2023-Present

- 607 Taylor Ave
- Woodlawn Ave/Cedar Park Rd
- West St/Legion Ave
- Forest Dr/Chinquapin Round Rd (2)
- Forest Dr/S Cherry Grove Ave
- 16 Hilltop Ln
- Bay Ridge Rd/Cypress Rd
- Edgewood Rd/Bay Ridge Rd
- 670 Americana Dr

Professional Standards



Functions of Professional Standards:

Auditing, Investigating, Preventing and detecting, Recommending policies, Holding officials accountable, Inspections and Audits, Training, Internal Affairs, Accreditation

Certified Inspector General Inspector/Evaluator Training

- Sent one officer through in 2024

Return on Investment

- Updated: 24 General Orders, 9 Standard Operating Procedures, 11 Training Bulletins
- Performed 18 inspections and audits
- Completed appropriate documentation
- Updated PowerDMS for better searching and working with CALEA auditors

GOALS

- Update remaining 146 general orders
- Merge Standard Operating Procedures with General Orders
- Regain CALEA accreditation
- Make maintaining CALEA accreditation easier

Training



- Current Budget: \$32,732.30 remaining from \$80,000.00
- Notable trainings
 - Graduate from 3 month Polygraph Examiner School
 - 3 officers and Forensic Supervisor attended FBI LEEDA
 - Sgt was certified as Association of Inspectors General
 - 3 Det attended ChildFirst Forensic Interview Training
 - 2 officers graduated Basic Motor School (Motorcycles)
 - Capt attended Gracie Survival Tactics
 - 6 officers completed IPMBA Mountain Bike Certification
 - Cpl attended National PAL conference
 - Sgt attended IDEA Health and Fitness conference
 - 5 officers completed Crisis Intervention Training
 - 4 officers completed MPCTC's Basic Instructor School
- Planned trainings
 - IPMBA Mountain Bike Certification (2nd class)
 - Standard Field Sobriety Testing Certification
 - ALERRT Training
 - Scenario based - simunitions and virtual reality
 - Green Dot (Optics) sights weapons conversion
 - Rifle Certifications for 25 more officers

Internal Affairs

- Internal Complaints (12)
 - 43% decrease when compared to 2023 (21)
- External Complaints (14)
 - 33% decrease when compared to 2023 (21)
 - Overall more external complaints in 2024 →
- Use of Force (8)
 - 47% decrease when compared to 2023 (15)

Administrative Charging Committee (ACC)

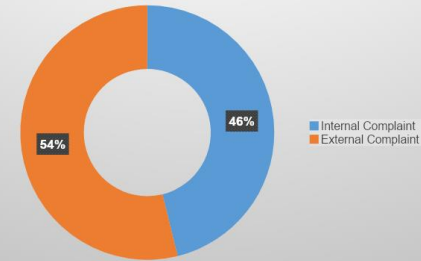
- Case investigated by APD and forwarded to ACC
 - APD provides recommendation
- ACC reviews all evidence, findings and recommendations
- ACC decides case and discipline
 - Chief can keep same discipline or increase
- ACC provides results; officer can accept or ask for Administrative Hearing Board

Administrative Hearing Board (Trial Boards)

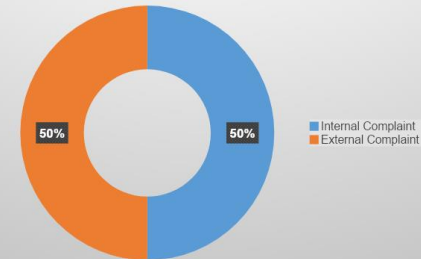
- 2 Trial Boards in 2024
- Both cases were Sustained



2024 Internal to External Comparison



2023 Internal to External Comparison



Internal Affairs

Goals



- Institute a Mediation Program to assist in resolving citizen complaints prior to cases being sent to the Administrative Charging Committee (ACC)
- Enhance agency efficiency by ensuring cases move through the Chain-of-Command review process expeditiously
- Update policies using new/enhanced internal procedures for handling cases involving a “Member of the Public”
- Continue to maintain transparency and professionalism of Internal Affairs Unit

Administrative Services



Capt. Miguez moved to head the Administrative Services Division

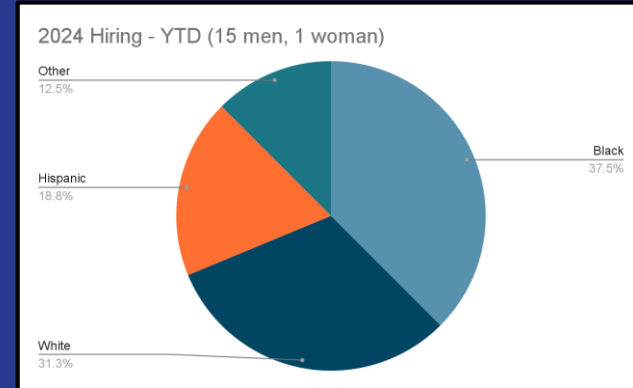
- Moved Training Unit and CALEA Accreditation Unit to Professional Standards Division
- Created Inspections and Audits position in Professional Standards Division

2024 Sworn Staffing

- 16 sworn hires (8 lateral officers & 8 entry level officers)
 - Three have left employment already (two entry level, one lateral)
- Ten total sworn have left in 2024 (four retirements, two lateral to other agencies, one resignation)
- Another seven expected to resign or retire before the end of 2024
- Current staffing 115

2024 Civilian Staffing

- 21 hires (6 PCOs, 4 crossing guards, 3 camera monitors, 3 cadets)
- All crossing guard positions filled
- All camera monitor positions filled
- 11 left employment (resignations, retirements and discharges)



Administrative Services

2024 Accomplishments

- Prepared FY25 Departmental Budget
- Transitioning to Telestaff for Payroll
- Started using NEOGOV system for hiring
- Work started to repair APD range
- Facilitated Comprehensive Workload Analysis by University of Maryland's Maryland Crime Research and Innovation Center
- Member of Public Works organized Mobility and Bike Ped Safety Group
- Became NIBRS certified
- Completed 100% audit of property room

2025 Goals

- Fully staff officer positions
- Fully staff PCO positions
- Hire Public Information Officer (hiring in progress)
- Continue traffic safety improvements



QUESTIONS?

Chief Edward Jackson
ecjackson@annapolis.gov

Deputy Chief Stanley Brandford
sbrandford@annapolis.gov

Captain Lamar Howard
ldhoward@annapolis.gov

Captain Amy Miguez
amiguez@annapolis.gov

A/Captain Hil O'Herlihy
htoherlihy@annapolis.gov

Lieutenant Joseph Mann
jdmann@annapolis.gov



Physical Address

[View Map](#)

199 Taylor Avenue
Annapolis, MD 21401

[Directions](#)

**For emergencies or a crime
in progress dial 911**

For non-emergencies: 410-
268-4141

For the main operator: 410-
268-9000

Fax: 410-268-9472

Anonymous Tips Phone:
410-280-CLUE (2583)

For informational requests,
but not to report a crime:

police@annapolis.gov

Dispatch & Tip Hours

24/7

Lobby Hours

Monday - Friday

8 a.m. - 4 p.m.